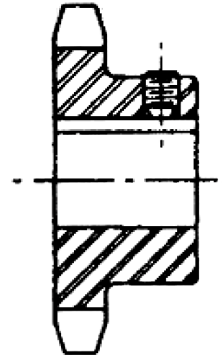




STANDARD KEYSEATS	
Bore Range	Keyseat
inch	
3/8 - 7/16	None
1/2 - 9/16	1/8 X 1/16
5/8 - 7/8	3/16 X 3/32
15/16 - 1 1/4	1/4 X 1/8
1 5/16 - 1 3/8	5/16 X 5/32
1 7/16 - 1 3/4	3/8 X 3/16



ISO 9001:2000	STYLE	TEETH	DIAMETER	BORE RANGE	LTB	WT. (APPROX.)
Part Number	Bore	Quantity	Outside	Std.		lbs
			inch			
40BS9	Bored to Size	9	1.670	7/8	1/2 - 5/8	0.16
40BS10		10	1.840		1/2 - 3/4	0.24
40BS11		11	2.000		1/2 - 7/8	0.28
40BS12		12	2.170		1/2 - 1	0.34
40BS13		13	2.330			0.45
40BS14	Bored to Size	14	2.490	7/8	1/2 - 1 1/8	0.51
40BS15		15	2.650		1/2 - 1 1/4	0.53
40BS16		16	2.810		5/8 - 1 1/4	0.66
40BS17		17	2.970	1	5/8 - 1 1/4	0.88
40BS18		18	3.140		5/8 - 1 1/2	1.03
40BS19	Bored to Size	19	3.300	1	5/8 - 1 1/2	1.17
40BS20		20	3.460			1.33
40BS21		21	3.620			1.53
40BS22		22	3.780			1.66
40BS23		23	3.940			1.92
40BS24	Bored to Size	24	4.100	1	5/8 - 1 1/2	2.10
40BS25		25	4.260			2.22
40BS26		26	4.420			2.34
40BS27		27	4.580			2.42
40BS28		28	4.740			2.50

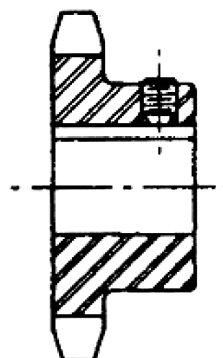
FIT'S PRICES ARE EXTREMELY COMPETITIVE

CORPORATE - WEST COAST SALES
47655 Warm Springs Blvd
Fremont, CA 94539
Toll Free: (800) 808-0348
Phone: (510) 623-1688

MIDWEST SALES - DISTRIBUTION
2800 Galvin Drive
Elgin, IL 60124
Toll Free: (877) 808-0348
Phone: (847) 836-8200



STANDARD KEYSEATS	
Bore Range	Keyseat
inch	
3/8 - 7/16	None
1/2 - 9/16	1/8 X 1/16
5/8 - 7/8	3/16 X 3/32
15/16 - 1 1/4	1/4 X 1/8
1 5/16 - 1 3/8	5/16 X 5/32
1 7/16 - 1 3/4	3/8 X 3/16



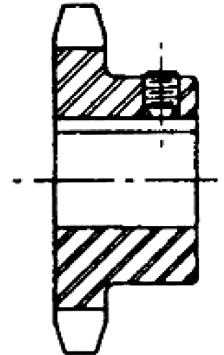
ISO 9001:2000	STYLE	TEETH	DIAMETER	BORE RANGE	LTB	WT. (APPROX.)
Part Number	Bore	Quantity	Outside	Std.		lbs
			inch			
40BS29	Bored to Size	29	4.900	1	5/8 - 1 1/2	2.60
40BS30		30	5.060			2.70
40BS31		31	5.220			2.88
40BS32		32	5.380			3.00
40BS33		33	5.540			3.03
40BS34	Bored to Size	34	5.700	1	5/8 - 1 1/2	3.11
40BS35		35	5.860			3.20
40BS36		36	6.020			3.39
40BS37		37	6.170			3.45
40BS38		38	6.330			3.50
40BS39	Bored to Size	39	6.490	1 1/8	3/4 - 1 1/2	4.00
40BS40		40	6.650			4.28
40BS41		41	6.810			4.58
40BS42		42	6.970			4.64
40BS43		43	7.130			4.80
40BS44	Bored to Size	44	7.290	1 1/8	3/4 - 1 1/2	4.96
40BS45		45	7.450			5.06
40BS46		46	7.610			5.19
40BS47		47	7.770			5.26
40BS48		48	7.930			5.66

PLEASE ASK YOUR SALES REPRESENTATIVE REGARDING FIT'S FREE FREIGHT POLICY

CORPORATE - WEST COAST SALES
47655 Warm Springs Blvd
Fremont, CA 94539
Toll Free: (800) 808-0348
Phone: (510) 623-1688

MIDWEST SALES - DISTRIBUTION
2800 Galvin Drive
Elgin, IL 60124
Toll Free: (877) 808-0348
Phone: (847) 836-8200

STANDARD KEYSEATS	
Bore Range	Keyseat
inch	
3/8 - 7/16	None
1/2 - 9/16	1/8 X 1/16
5/8 - 7/8	3/16 X 3/32
15/16 - 1 1/4	1/4 X 1/8
1 5/16 - 1 3/8	5/16 X 5/32
1 7/16 - 1 3/4	3/8 X 3/16



ISO 9001:2000	STYLE	TEETH	DIAMETER	BORE RANGE	LTB	WT. (APPROX.)
Part Number	Bore	Quantity	Outside	Std.		lbs
			inch			
40BS49	Bored to Size	49	8.090	1 1/8	3/4 - 1 1/2	5.72
40BS50		50	8.250			5.78
40BS51		51	8.410			5.90
40BS52		52	8.570			5.94
40BS53		53	8.730			6.12
40BS54	Bored to Size	54	8.880	1 1/8	3/4 - 1 1/2	6.24
40BS55		55	9.040			6.66
40BS56		56	9.200			6.71
40BS57		57	9.360			6.94
40BS58		58	9.520			7.17
40BS59	Bored to Size	59	9.680	1 1/8	3/4 - 1 1/2	7.38
40BS60		60	9.840			7.68
40BS70		70	11.430	1 1/4		1 - 1 1/2
40BS72	72	11.750	11.30			
40BS80	80	13.030	13.20			
40BS84	Bored to Size	84	13.660	1 1/4	3/4 - 1 1/2	13.84
40BS96		96	15.570		1 - 1 1/2	17.44
40BS112		112	18.120			22.45

FIT STRIVES FOR 100% IN ON-TIME DELIVERIES