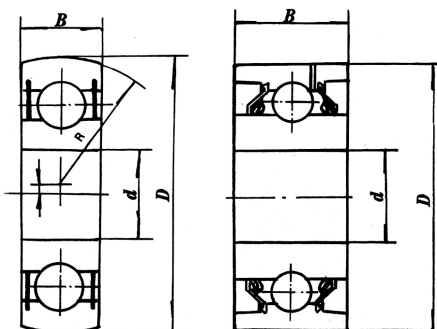


ISO 9001:2000	DIMENSIONS				LOAD RATING		WT.
Part Number	d	D	B	C	Dynamic	Static	lbs
	inch				Cr (N)	Cor (N)	
<b>TRI-PLY SEAL SERIES, NON-RELUBRICATABLE TYPE, CYLINDRICAL O.D., ROUND BORE</b>							
W208PP10	1.5005	3.1496	1.6880	0.8270	4500	8300	1.5000
W210PP8	1.5300	3.5433	1.1880	1.1880	5200	9000	1.9700
W210PP2	1.9380						
W211PP2	2.1880	3.9370	1.3120	1.3120	6550	11000	2.3300
W214PP2	2.7559	4.9213	1.5620	1.5620	9800	16000	4.1900
W315PP2	3.0056	6.2992	2.6880	2.6880	17300	29000	13.1300
<b>TRI-PLY SEAL SERIES, NON-RELUBRICATABLE TYPE, CYLINDRICAL O.D., SQUARE BORE</b>							
W208PP6	1.0000	3.1496	1.4380	0.7090	4500	8300	1.6200
W208PP9					28920	18160	1.6800
W208PP5	1.1250	3.1496	1.4380	1.1880	4500	8300	1.5000
W208PP20					TBA	TBA	TBA
W208PP8	1.1250	3.1496	1.4380	1.1880	4500	8300	1.6600
W210PP4		3.5433	1.1875	1.1875	TBA	TBA	TBA
W211PP3	1.5000	3.9370	1.3120	1.3120	6550	11000	2.7900
W211PP5		4.0000	1.7500	1.4380			3.4800

**FIT STRIVES FOR LONG-TERM, WIN-WIN BUSINESS RELATIONSHIPS**



ISO 9001:2000	DIMENSIONS				LOAD RATING		WT.
Part Number	d	D	B	C	Dynamic Cr (N)	Static Cor (N)	lbs
inch							
<b>TRI-PLY SEAL SERIES, NON-RELUBRICATABLE TYPE, SPHERICAL O.D., ROUND BORE</b>							
W208PPB4	1.1875	3.1496	1.1875	1.1875	TBA	TBA	TBA
W208PPB7	1.1880	3.1500	1.1880	0.7090	4500	8300	1.4100
W208PPB2	1.5005	3.1500	1.6880	0.7090	4500	8300	1.5900
W208PPB23				1.1880	3550	7200	1.5000
W209PPB4	1.5350	3.3460	1.1880	1.1880	4550	8300	1.6500
W209PPB2	1.7717	3.3460	1.1880	1.1880	4550	8300	1.4400
W210PPB5	1.7850	3.5430	1.1880	1.1880	5200	9000	1.7500
W210PPB2	1.9380				5200	9000	1.5600
W211PPB2	2.1880	3.9370	1.3120	1.3120	6550	11000	3.6300
W214PPB2	2.7559	4.9210	1.5620	1.5620	9800	16000	3.9600
W214PPB9			1.7500	1.1020			
<b>TRI-PLY SEAL SERIES, NON-RELUBRICATABLE TYPE, SPHERICAL O.D., SQUARE BORE</b>							
W208PPB13	0.8750	3.1496	1.4380	0.7090	4500	8300	1.6200
W208PPB11		3.3760	1.4375	1.1880	TBA	TBA	TBA
W208PPB9	1.0000	3.1496	1.4375	1.1875	TBA	TBA	1.1300
W208PPB6			1.4380	0.7090	4500	8300	1.5900
W208PPB5	1.1250	3.1496	1.4380	0.7090	4500	8300	1.4700
W208PPB8	1.1250	3.1496	1.4380	1.1880	TBA	TBA	1.6600
W208PPB12		3.3760	1.4375		TBA	TBA	TBA
W210PPB4		3.5433	1.1880		5200	9000	2.1100
W210PPB6		1.4380	4500		8300	2.2500	
W209PPB5		3.3465	1.4380		4550	8300	1.7500
W211PPB3	1.5000	3.9370	1.3120	1.3120	6550	11000	2.6600
W211PPB6		4.0770	1.7500	1.4380	TBA	TBA	TBA

**FIT SPECIALIZES IN BEARINGS, SEALS, AND CASTINGS**

**CORPORATE - WEST COAST SALES**  
 47655 Warm Springs Blvd  
 Fremont, CA 94539  
 Toll Free: (800) 808-0348  
 Phone: (510) 623-1688

**MIDWEST SALES - DISTRIBUTION**  
 2800 Galvin Drive  
 Elgin, IL 60124  
 Toll Free: (877) 808-0348  
 Phone: (847) 836-8200



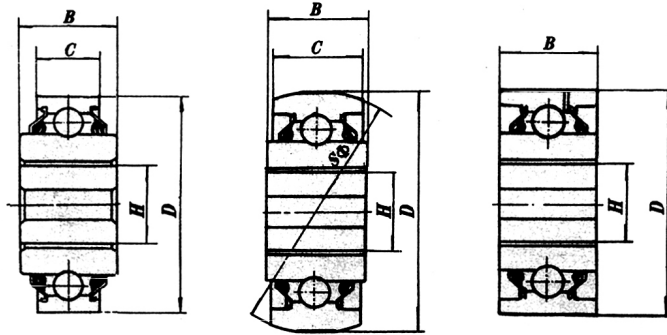
**FIT Bearings®**  
The Brand that Fits

**AGRICULTURAL BEARINGS**

Tri-Ply Seal Series

Relubricatable Type

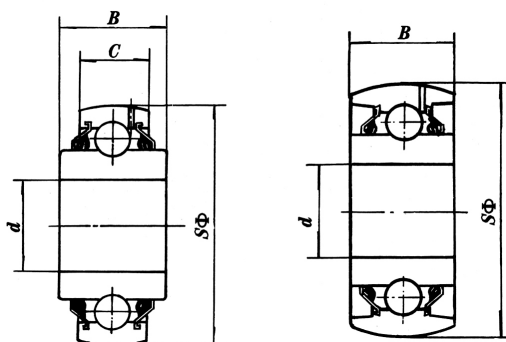
Cylindrical O.D.



ISO 9001:2000	DIMENSIONS				LOAD RATING		WT.
Part Number	d	D	B	C	Dynamic	Static	lbs
	inch				Cr (N)	Cor (N)	
<b>TRI-PLY SEAL SERIES, RELUBRICATABLE TYPE, CYLINDRICAL O.D., ROUND BORE</b>							
GW210PP3	1.4065	3.5433	1.1880	1.1880	5200	9000	2.2500
GW210PP9	1.9450	3.5433	1.4380	0.9060	5200	9000	1.7500
GW211PP2	2.1880	3.9370	1.3120	1.3120	6550	11000	3.0000
GW216PP5	2.5150	5.5118	2.5000	1.1810	12200	18300	TBA
GW214PP2	2.7559	4.9213	1.5620	1.5620	9800	16000	4.1900
<b>TRI-PLY SEAL SERIES, RELUBRICATABLE TYPE, CYLINDRICAL O.D., SQUARE BORE</b>							
GW208PPB17	1.1250	3.3755	1.4380	1.1880	4500	8300	2.0393
GW210PP4		3.5433	1.1880		5200	9000	2.3100
GW211PP3	1.5000	3.9370	1.3120	1.3120	6550	11000	2.7900
GW211PP17			1.7500				2.6200
<b>FIT STRIVES FOR 100% IN QUALITY PRODUCTS</b>							

**CORPORATE - WEST COAST SALES**  
47655 Warm Springs Blvd  
Fremont, CA 94539  
Toll Free: (800) 808-0348  
Phone: (510) 623-1688

**MIDWEST SALES - DISTRIBUTION**  
2800 Galvin Drive  
Elgin, IL 60124  
Toll Free: (877) 808-0348  
Phone: (847) 836-8200



ISO 9001:2000 Part Number	DIMENSIONS				LOAD RATING		WT.
	d	D	B	C	Dynamic Cr (N)	Static Cor (N)	lbs
inch							
<b>TRI-PLY SEAL SERIES, RELUBRICATABLE TYPE, SPHERICAL O.D., ROUND BORE</b>							
GW209PPB4	1.5350	3.3465	1.1880	1.1880	4550	8300	1.6500
GW209PPB2	1.7717	3.3465	1.1880	1.1880	4550	8300	1.4400
GW209PPB11	1.7810	3.3465	1.4380	0.8660	4550	8300	1.3700
GW210PPB5	1.7850	3.5433	1.1880	1.1880	5200	9000	1.7500
GW211PPB13		3.9370	1.3120	0.9840	6550	11000	2.0200
GW210PPB2	1.9380	3.5433	1.1880	1.1880	5200	9000	1.5000
GW211PPB10		3.9370	1.3120	1.3120	6550	11000	2.2600
GW211PPB14	2.0150	3.9370	1.3120	0.9840	6550	11000	2.0000
GW211PPB8	2.1880	3.9370	1.3120	0.9840	6550	11000	1.8500
GW211PPB2				1.3120			2.2620
GW211PPB9	2.1950	3.9370	1.5620	0.9840	6550	11000	2.0200
GW214PPB6	2.6881	4.9213	2.6880	1.1020	9800	16000	4.7500
GW214PPB2	2.7559	4.9213	1.5620	1.5620	9800	16000	3.9600
GW214PPB5			2.4380				4.7500
GW216PPB3	3.0100	5.5118	2.5000	1.1810	12200	18300	TBA
<b>TRI-PLY SEAL SERIES, RELUBRICATABLE TYPE, SPHERICAL O.D., SQUARE BORE</b>							
GW208PPB6	1.0000	3.1496	1.4380	0.8270	4500	8300	1.7500
GW208PPB5	1.1250	3.1496	1.4380	0.8270	4500	8300	1.4700
GW208PPB8				1.1880			1.7500
GW210PPB4		3.5433	1.1880	1.1880	5200	9000	1.7500
GW209PPB8	1.2500	3.3456	1.4380	0.8660	4550	8300	1.6500
GW209PPB5				1.1880			1.7500
GW211PPB3	1.5000	3.9370	1.3120	1.3120	6550	11000	2.6600
GW216PPB4	1.7500	5.5118	2.5000	1.1810	12200	18300	TBA
GW214PPB4	2.0000	4.9213	1.5620	1.5620	9800	16000	4.7500
GW216PPB2	2.2500	5.5118	2.5000	1.1810	12200	18300	TBA

**FIT'S PRICES ARE EXTREMELY COMPETITIVE**

**CORPORATE - WEST COAST SALES**  
 47655 Warm Springs Blvd  
 Fremont, CA 94539  
 Toll Free: (800) 808-0348  
 Phone: (510) 623-1688

**MIDWEST SALES - DISTRIBUTION**  
 2800 Galvin Drive  
 Elgin, IL 60124  
 Toll Free: (877) 808-0348  
 Phone: (847) 836-8200