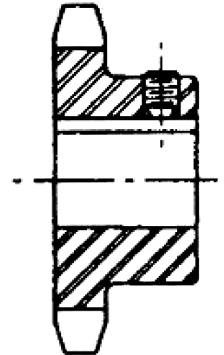


STANDARD KEYSEATS	
Bore Range	Keyseat
inch	
3/8 - 7/16	None
1/2 - 9/16	1/8 X 1/16
5/8 - 7/8	3/16 X 3/32
15/16 - 1 1/4	1/4 X 1/8
1 5/16 - 1 3/8	5/16 X 5/32
1 7/16 - 1 3/4	3/8 X 3/16

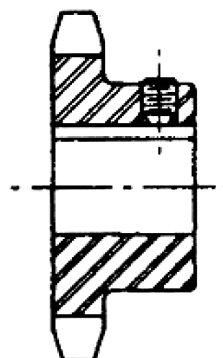


ISO 9001:2000	STYLE	TEETH	DIAMETER	BORE RANGE	LTB	WT. (APPROX.)
Part Number	Bore	Quantity	Outside	Std.		lbs
			inch			
60BS9	Bored to Size	9	2.510	1 1/4	3/4 - 1	0.60
60BS10		10	2.760		3/4 - 1 1/4	0.70
60BS11		11	3.000		3/4 - 1 1/4	0.90
60BS12		12	3.250		3/4 - 1 7/16	1.30
60BS13		13	3.490		3/4 - 1 1/2	1.30
60BS14	Bored to Size	14	3.740	1 1/4	3/4 - 1 5/8	1.60
60BS15		15	3.980		3/4 - 1 3/4	1.70
60BS16		16	4.220		3/4 - 1 15/16	2.10
60BS17		17	4.460		1 - 1 15/16	2.40
60BS18		18	4.700			2.60
60BS19	Bored to Size	19	4.950	1 1/4	1 - 1 15/16	3.40
60BS20		20	5.190			3.90
60BS21		21	5.430			4.40
60BS22		22	5.670			4.70
60BS23		23	5.910			5.00
60BS24	Bored to Size	24	6.150	1 1/4	1 - 1 15/16	5.30
60BS25		25	6.390			5.40
60BS26		26	6.630			5.80
60BS27		27	6.870			6.30
60BS28		28	7.110			6.40

FIT STRIVES TO BECOME OUR CUSTOMERS' # 1 OVERSEAS SUPPLIER



STANDARD KEYSEATS	
Bore Range	Keyseat
inch	
3/8 - 7/16	None
1/2 - 9/16	1/8 X 1/16
5/8 - 7/8	3/16 X 3/32
15/16 - 1 1/4	1/4 X 1/8
1 5/16 - 1 3/8	5/16 X 5/32
1 7/16 - 1 3/4	3/8 X 3/16



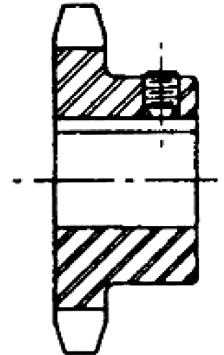
ISO 9001:2000	STYLE	TEETH	DIAMETER	BORE RANGE	LTB	WT. (APPROX.)
Part Number	Bore	Quantity	Outside	Std.		lbs
			inch			
60BS29	Bored to Size	29	7.350	1 1/4	1 - 1 15/16	6.90
60BS30		30	7.590			7.10
60BS31		31	7.830			7.40
60BS32		32	8.070			7.80
60BS33		33	8.300			8.20
60BS34	Bored to Size	34	8.540	1 1/4	1 - 1 15/16	8.50
60BS35		35	8.780			8.80
60BS36		36	9.020			9.20
60BS37		37	9.260			9.90
60BS38		38	9.500			10.50
60BS39	Bored to Size	39	9.740	1 1/4	1 - 2 7/16	10.90
60BS40		40	9.980			11.20
60BS41		41	10.220			11.80
60BS42		42	10.460			12.40
60BS43		43	10.700			13.00
60BS44	Bored to Size	44	10.940	1 1/4	1 - 2 7/16	13.50
60BS45		45	11.180			13.80
60BS46		46	11.420			14.10
60BS47		47	11.650			14.60
60BS48		48	11.890			15.40

FIT'S SHANGHAI QUALITY CONTROL CENTER HAS STATE-OF-THE-ART TESTING EQUIPMENT

CORPORATE - WEST COAST SALES
47655 Warm Springs Blvd
Fremont, CA 94539
Toll Free: (800) 808-0348
Phone: (510) 623-1688

MIDWEST SALES - DISTRIBUTION
2800 Galvin Drive
Elgin, IL 60124
Toll Free: (877) 808-0348
Phone: (847) 836-8200

STANDARD KEYSEATS	
Bore Range	Keyseat
inch	
3/8 - 7/16	None
1/2 - 9/16	1/8 X 1/16
5/8 - 7/8	3/16 X 3/32
15/16 - 1 1/4	1/4 X 1/8
1 5/16 - 1 3/8	5/16 X 5/32
1 7/16 - 1 3/4	3/8 X 3/16



ISO 9001:2000	STYLE	TEETH	DIAMETER	BORE RANGE	LTB	WT. (APPROX.)
Part Number	Bore	Quantity	Outside	Std.		lbs
			inch			
60BS49	Bored to Size	49	12.130	1 1/4	1 - 2 7/16	16.40
60BS50		50	12.370			17.30
60BS51		51	12.610			18.30
60BS52		52	12.850			19.30
60BS53		53	13.090			20.30
60BS54	Bored to Size	54	13.330	1 3/4	1 3/8 - 2 7/16	21.00
60BS55		55	13.570			21.20
60BS56		56	13.810			21.30
60BS57		57	14.040			22.20
60BS58		58	14.280			23.00
60BS59	Bored to Size	59	14.520	1 3/4	1 3/8 - 2 7/16	23.80
60BS60		60	14.760			25.00
60BS70		70	17.150			31.40
60BS72		72	17.630			33.50
60BS80		80	19.540			41.20
60BS84	Bored to Size	84	20.490	2	1 3/8 - 2 7/16	45.80
60BS96		96	23.360	2 1/8		62.30
60BS112		112	27.180			81.00

CUSTOMERS ARE ALWAYS ENCOURAGED TO VISIT FIT'S SHANGHAI QUALITY CONTROL CENTER