



# iMPT-704

## Multi-Purpose Tuner

### General

Multi-Purpose tuners (MPT) use three independent wideband probes allowing independent control of the amplitude and phase of the reflection factor at all three harmonic frequencies. In the MPT, all probes are wideband and it is the proper combination of the three reflection vectors that allows independent tuning at the three harmonic frequencies. The MPT's main application is harmonic load pull. With a click of the mouse you can switch from one frequency to the other without mechanical intervention or recalibration. MPT's can also be used as single probe tuners as well as high VSWR prematching tuners. The ultra-stable (fundamental only) mode of operation is a necessity for on-wafer vibration-free testing and is accomplished by moving the probes only vertically. MPT option "TC" (twin carriage) allows wideband operation up to one Decade ( $f_{max}/f_{min}=10:1$ ).



### Specifications

Frequency Range ( $f_0 - 3f_0$ , GHz) .....	0.4 - 7
VSWR (signal slug tuning) .....	15:1 <sup>1</sup>
VSWR (harmonic tuning) .....	10:1-100:1 <sup>2</sup>
VSWR (High VSWR tuning) .....	80:1 <sup>1</sup>
Insertion Loss (dB) .....	0.36
Repeatability (min, dB) .....	- 40
Repeatability (typical, dB) .....	- 50

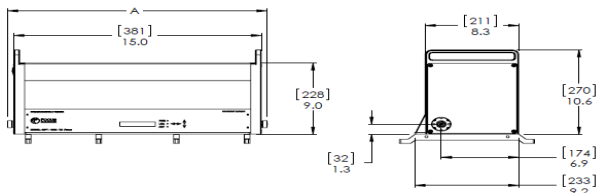
Step Size (carriage, $\mu\text{m}$ ) .....	25.4
Phase Resolution @ 0.4 GHz .....	0.024° /step
Phase Resolution @ 7.0GHz .....	0.43° /step
Step Size (probe, $\mu\text{m}$ ) .....	1.5
Tuner Weight (lbs) .....	55.0
Shipping Weight (lbs) .....	80.0 <sup>3</sup>
Size .....	See <b>Dimensions</b>

Tuning Type	Probes used	Movement	Frequencies	TUNE_TO...
Single Slug	1	Hor & Vert	Fund (fo)	Continuous*
High VSWR	2	Hor & Vert	Fund (fo)	Continuous*
Multi-Harmonic	3	Hor & Vert	fo, 2fo and 3fo	Continuous & Calibrated**

\* Continuous tuning to all impedances within tuning range  
 \*\* Calibration patterns can be freely defined by the user at any fundamental and harmonic frequency at DUT reference plane

Model	Connector Type	Power Handling (W, CW) <sup>4</sup>	Length A (in)
iMPT-704	7/16	250	49.13

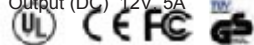
### Dimensions



### Power Supply Specifications

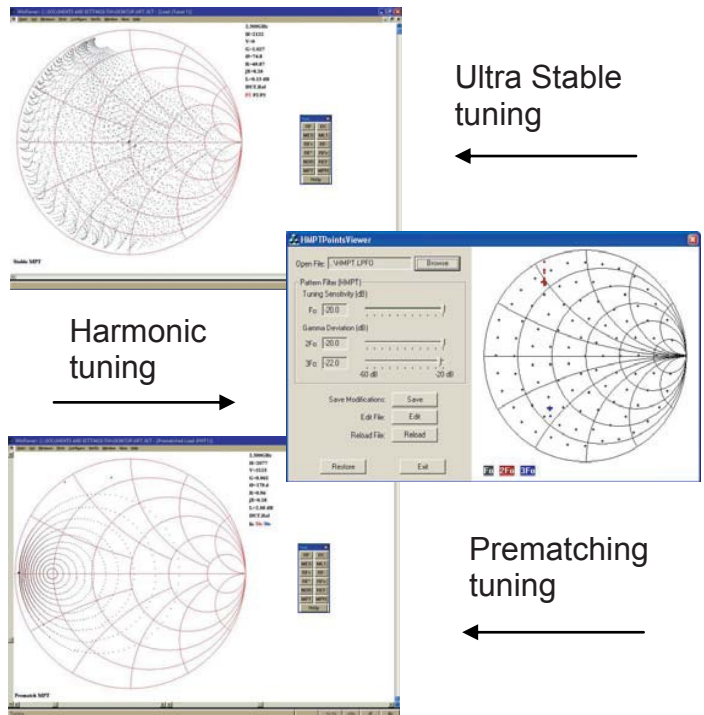
Input (AC) 100-240V, 1.8A  
 Output (DC) 12V, 5A

- 1 Measured at 0.4 GHz
- 2 Measured at 0.4 GHz for  $\Gamma(2f_0, 3f_0) = 0.9$
- 3 Includes packaging and accessories, may vary
- 4 Measured at 10:1 VSWR



iMPT-704-04292013

### Typical Tuning Point Distribution



Ultra Stable tuning

Harmonic tuning

Prematching tuning

Automatic Measurement Systems  
 1603 St. Regis, Dollard-des-Ormeaux, Quebec, Canada H9B 3H7  
 T: (514) 684-4554 • F: (514) 684-8581 • W: www.focus-microwaves.com

The information contained on this leaflet can change without prior notice. All rights reserved.