


FMVC30 SERIES

3.3 Vdc VCXO

14 PIN DIP



- High Frequency via Multiplier
- 3.3 Vdc Supply Voltage
- HCMOS/TTL Compatible
- Lower Cost

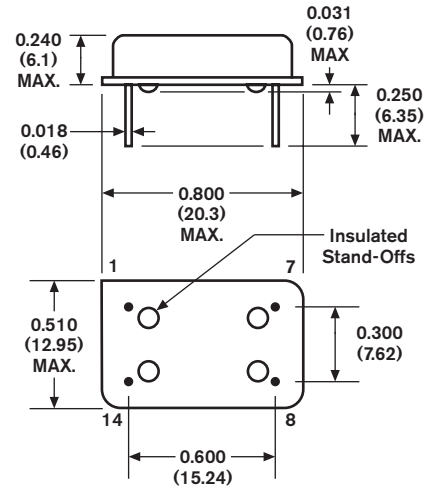


SPECIFICATIONS

09 - Issue 2 - 021209

Parameter	Specification												
Frequency Range	40.0 to 200 MHz												
Overall Frequency Tolerance	±20 ppm to ±100 ppm (Inclusive of Operating Temp., Supply Voltage, & Load.)												
Operating Temperature Range	0 to +70°C Std.												
Storage Temperature	-55 to +125°C												
Supply Voltage (Vdd)	+3.3 Vdc (±0.5 Vdc)												
Supply Current (Icc)	30 mA max. @ 60.0 to 99.9 MHz 50 mA max. @ 100.0 to 200.0 MHz												
Symmetry (Duty Cycle)	40/60% Std., 45/55% Available. (See Spec. Option S)												
Output "0" Level (VOL)	0.4 Vdc max. (TTL) 0.5 Vdc max. (HCMOS)												
Output "1" Level (VOH)	2.4 Vdc min. (TTL) 4.5 Vdc min. (HCMOS)												
Rise and Fall Time	10 ns max. < 5 ns typical												
Linearity	±20% max. Std., ±10% Available (See Spec. Option L)												
Output Load	10 TTL / 15 pF HCMOS												
Pullability	±100 to ±150 ppm typical, ±75 to ±300 ppm Available. (Select a min. and max. pullability from part number.) Voltage Control Pin 1 Nom. 2.5 Vdc, Range 0.5 to 4.5 Vdc												
Jitter (typical)	< 25 pico seconds, one sigma												
Phase Noise (typical)	<table border="1"> <tr><td>10 Hz</td><td>-75dBc/Hz</td></tr> <tr><td>100 Hz</td><td>-105dBc/Hz</td></tr> <tr><td>1kHz</td><td>-100dBc/Hz</td></tr> <tr><td>10kHz</td><td>-90dBc/Hz</td></tr> <tr><td>100kHz</td><td>-95dBc/Hz</td></tr> <tr><td>1MHz</td><td>-120dBc/Hz</td></tr> </table>	10 Hz	-75dBc/Hz	100 Hz	-105dBc/Hz	1kHz	-100dBc/Hz	10kHz	-90dBc/Hz	100kHz	-95dBc/Hz	1MHz	-120dBc/Hz
10 Hz	-75dBc/Hz												
100 Hz	-105dBc/Hz												
1kHz	-100dBc/Hz												
10kHz	-90dBc/Hz												
100kHz	-95dBc/Hz												
1MHz	-120dBc/Hz												
Control Voltage (Vc)	Nominal 2.5 Vdc, Range 0.5-4.5 Vdc, Positive Transfer												
Aging @ 25°C	±3 ppm max first year												

FULL SIZE 14 PIN DIP

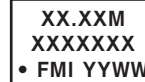


PIN FUNCTION TABLE

Pin	Function
1	Control Voltage (Vc)
7	Case Ground
8	Output
14	Supply Voltage (Vdd)

All specifications subject to change without notice.

STANDARD MARKING



XX.XXM FREQUENCY in MHz
XXXXXXX Part Number
ESD/Pin 1 Symbol, FMI, Date Code

Dimensions: $\frac{\text{Inches}}{\text{(mm)}}$

Standard Specifications for product indicated in color

PART DESCRIPTION SYSTEM

