


# FMXMBS SERIES

SMD Crystals

HC-49/US SMD



- Surface Mount
- Low Profile Packages
- Low Cost
- Tight Stability



## SPECIFICATIONS

08 - Issue 3 - 041508

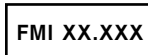
Parameter	Specification
Frequency Range	3.2 - 70 MHz
Operation Mode	See Operation Mode and ESR Table
Load Capacitance (CL)	18 pF Std., 8 - 60 pF and Series available
Frequency Tolerance	±30 ppm @ 25°C Std. (See Cal. Tol. for Options)
Temperature Tolerance	±50 ppm Std. (See Temp. Tol. for Options)
Operating Temperature	0 to +70°C Std. (See Temp. Range for Options)
Storage Temperature	-55 to +125°C
Equivalent Series Resistance (ESR)	See Operation Mode and ESR Table
Shunt Capacitance (C0)	7 pF max.
Drive Level	1 mW max, 100µW Correlation
Aging @ +25°C	±5 ppm per year max.

All specifications subject to change without notice.

### OPERATION MODE AND ESR TABLE

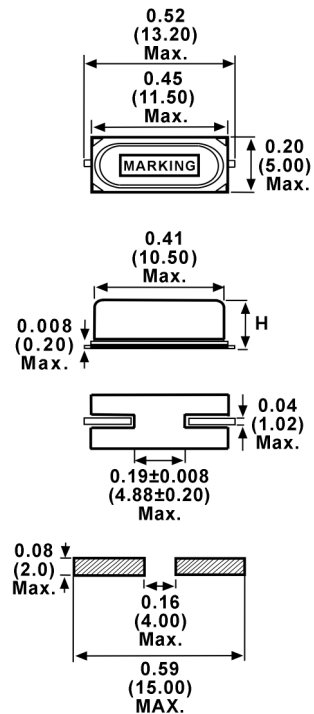
Frequency (MHz)	MODE	MAX ESR (Ohms)
3.200 - 5.999	Fundamental	180
6.000 - 7.999	Fundamental	100
8.000 - 9.999	Fundamental	70
10.00 - 14.99	Fundamental	60
15.000 - 40.000	Fundamental	40
27.000 - 70.00	3rd Overtone	120

### STANDARD MARKING



XX.XXX FREQUENCY in MHz

### HC-49/US SMD



Recommended Land Pattern

### DIMENSION "H" TABLE

Package	Max. Height
BS1	0.161" (4.1mm)
BS2	0.126" (3.2mm)
BS3	0.118" (3.0mm)

NOTE: Standard Specifications for product indicated in color

Dimensions:  $\frac{\text{Inches}}{\text{(mm)}}$

## PART DESCRIPTION SYSTEM

FMXM BS1 1 18 H J A - XX.XXXXXXM - CM

