

ROTILTING L-POSITIONER FLP 500 - 40000

/ Max. load capacity from 500-40000 kg
(1102.3-88185 lb)



/ Hydraulic or motorized (with spindle) height adjustable rottilting L-positioner FLP are universal applicable for manual and mechanized welding applications as well as for precise positioning of work pieces.

STANDARD EQUIPMENT

- / Hydraulic lifting (FLP 5000-40000)
- / Motorized lifting with spindle (FLP 500-2500)
- / AC-motor for rotation and tilting (inverter controlled)
- / Tilting range +/- 180°
- / Face-plate with slots
- / Control unit mounted on base frame
- / Remote control

FUNCTIONS CONTROL UNIT

- / Main switch on/off
- / Control voltage on
- / Emergency-stop
- / Elevation up/down
- / Tilting forward/reverse

FUNCTIONS REMOTE CONTROL

- / Left/stop/right
- / Rotation speed
- / Emergency-stop

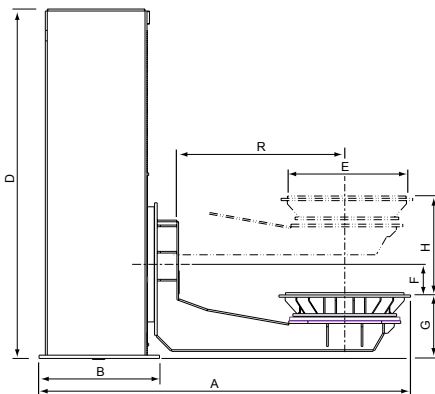
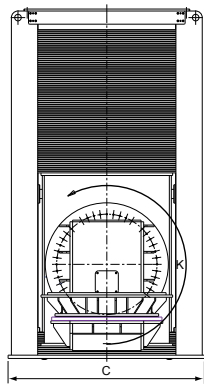
ACCESSORIES

- / Variable tilting speed
- / Foot switch for rotation unit
- / Extended swing radius
- / Chucks FCG, FSG, FMC
- / Mounting sets for chucks

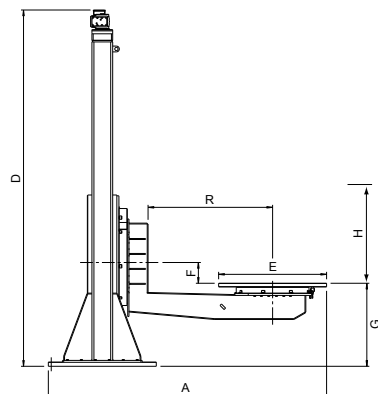
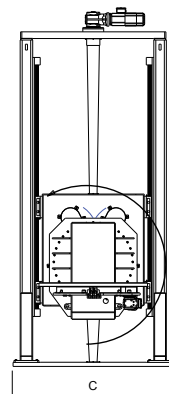
TECHNICAL DATA

	FLP 500 VE750	FLP 1000 VE750	FLP 1500 VE1000	FLP 2000 VE1000	FLP 2500 VE1200	FLP 5000 VE1500	FLP 10000 VE1500	FLP 15000 VE1500	FLP 20000 VE1500	FLP 30000 VE1500	FLP 40000 VE1500
Load capacity	500 kg (1102.3 lb)	1000 kg (2204.6 lb)	1500 kg (3306.9 lb)	2000 kg (4409.2 lb)	2500 kg (5511.6 lb)	5000 kg (11023.1 lb)	10000 kg (22046.2 lb)	15000 kg (33069.4 lb)	20000 kg (44092.5 lb)	30000 kg (66138.7 lb)	40000 kg (88185 lb)
Rotation torque	734 Nm (541.4 ft lb)	1472 Nm (1085.7 ft lb)	2207 Nm (1627.8 ft lb)	2943 Nm (2170.6 ft lb)	2943 Nm (2170.6 ft lb)	7358 Nm (5427 ft lb)	14715 Nm (10853.2 ft lb)	22073 Nm (16280.2 ft lb)	29430 Nm (21706.5 ft lb)	44145 Nm (32559.7 ft lb)	58860 Nm (43412.9 ft lb)
R (Max. swing radius)	750 mm (29.5 in)	750 mm (29.5 in)	1250 mm (49.2 in)	1250 mm (49.2 in)	1250 mm (49.2 in)	1500 mm (59.1 in)	1500 mm (59.1 in)	2000 mm (78.7 in)	2000 mm (78.7 in)	2000 mm (78.7 in)	2000 mm (78.7 in)
F (faceplate tilting axis)	100 mm (3.9 in)	150 mm (5.9 in)	150 mm (5.9 in)	150 mm (5.9 in)	150 mm (5.9 in)	250 mm (9.8 in)	300 mm (11.8 in)	150 mm (5.9 in)	300 mm (11.8 in)	400 mm (15.7 in)	500 mm (19.7 in)
G (faceplate height)	750 mm (29.5 in)	750 mm (29.5 in)	1000 mm (39.4 in)	1000 mm (39.4 in)	1000 mm (39.4 in)	1000 mm (39.4 in)	1500 mm (59.1 in)	1500 mm (59.1 in)	1500 mm (59.1 in)	1500 mm (59.1 in)	1500 mm (59.1 in)
E (faceplate diameter)	500 mm (19.7 in)	800 mm (31.5 in)	1200 mm (47.2 in)	1200 mm (47.2 in)	1300 mm (51.2 in)	1300 mm (51.2 in)	1500 mm (59.1 in)	1500 mm (59.1 in)	1500 mm (59.1 in)	2000 mm (78.7 in)	2000 mm (78.7 in)
H (lifting stroke)	750 mm (29.5 in)	750 mm (29.5 in)	1000 mm (39.4 in)	1000 mm (39.4 in)	1200 mm (47.2 in)	1500 mm (59.1 in)	1500 mm (59.1 in)	1500 mm (59.1 in)	1500 mm (59.1 in)	1500 mm (59.1 in)	1500 mm (59.1 in)
K (tilting angle)	± 180°	± 180°	± 180°	± 180°	± 180°	± 180°	± 180°	± 180°	± 180°	± 180°	± 180°
A (total width)	1500 mm (59.1 in)	1800 mm (70.9 in)	2600 mm (102.4 in)	2800 mm (110.2 in)	on request	3000 mm (118.1 in)	3200 mm (126 in)	3600 mm (141.7 in)	4000 mm (157.5 in)	4500 mm (177.2 in)	5000 mm (196.9 in)
B (frame width)	800 mm (31.5 in)	1000 mm (39.4 in)	1200 mm (47.2 in)	1350 mm (53.1 in)	on request	1500 mm (59.1 in)	1650 mm (65 in)	1800 mm (70.9 in)	2000 mm (78.7 in)	2500 mm (98.4 in)	3000 mm (118.1 in)
C (frame length)	1100 mm (43.3 in)	1200 mm (47.2 in)	1400 mm (55.1 in)	1800 mm (70.9 in)	on request	2000 mm (78.7 in)	2500 mm (98.4 in)	3000 mm (118.1 in)	3400 mm (133.9 in)	3800 mm (149.6 in)	4600 mm (181.1 in)
D (height)	2000 mm (78.7 in)	2500 mm (98.4 in)	3000 mm (118.1 in)	3200 mm (126 in)	on request	3800 mm (149.6 in)	4300 mm (169.3 in)	4400 mm (173.2 in)	4800 mm (189 in)	4800 mm (189 in)	5200 mm (204.7 in)
Slots	M16	M16	M16	M16	M16	M16	M20	M20	M20	M24	M30
Earth return	300 A	300 A	300 A	600 A	600 A	600 A	600 A	600 A	600 A	600 A	600 A
Mains voltage, 50 Hz	3 x 400 V	3 x 400 V	3 x 400 V	3 x 400 V	3 x 400 V	3 x 400 V	3 x 400 V	3 x 400 V	3 x 400 V	3 x 400 V	3 x 400 V

FLP 5000-40000



FLP 500-2500



/ Battery Charging Systems / Welding Technology / Solar Electronics

WE HAVE THREE DIVISIONS AND ONE PASSION: SHIFTING THE LIMITS.

/ Whether Battery Charging Systems, Welding Technology or Solar Electronics - our goal is clearly defined: to be the technology and quality leader. With around 3,000 employees worldwide, we shift the limits of what's possible - our more than 850 active patents are testimony to this. While others progress step by step, we innovate in leaps and bounds. Further information about all Fronius products and our global sales partners and representatives can be found at www.fronius.com



v02 2012 EN

Fronius Canada Ltd.
2875 Argentia Road, Units 4,5 & 6
Mississauga, ON L5N 8G6
Canada
Telephone +1 905 288-2100
Fax +1 905 288-2101
sales.canada@fronius.com
www.fronius.ca

Fronius USA LLC
6797 Fronius Drive
Portage, IN 46368
USA
Telephone +1 877 FRONIUS
sales.usa@fronius.com
www.fronius-usa.com

Fronius UK Limited
Maidstone Road, Kingston
Milton Keynes, MK10 0BD
United Kingdom
Telephone +44 1908 512 300
Fax +44 1908 512 329
sales.uk@fronius.com
www.fronius.co.uk

Fronius International GmbH
Froniusplatz 1
4600 Wels
Austria
Telephone +43 7242 241-0
Fax +43 7242 241-953940
sales@fronius.com
www.fronius.com