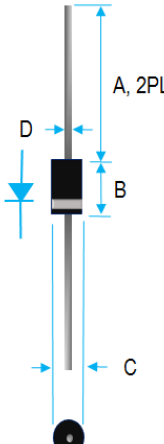


1.5A GENERAL PURPOSE RECTIFIER

	Value Inch[mm]		
	Dim.	Min.	Max.
A	1.000[25.40]	---	
B	0.230[5.84]	0.300[7.62]	
C	0.104[2.64]	0.140[3.56]	
D	0.028[0.71]	0.034[0.86]	

PRODUCT FEATURES

1. FLAMMABILITY CLASSIFICATION: 94V-0
2. 1.5A OPERATION AT $T_L=70^{\circ}\text{C}$ WITH NO THERMAL RUNAWAY
3. EXCEEDS MIL-STD-19500
4. CASE: TRANSFER MOLDED, DO-15
5. DIMENSIONS IN INCHES AND (MILLIMETERS)
6. POLARITY: INDICATED BY CATHODE BAND
7. WEIGHT: 0.4 GRAMS
8. LEADS: SOLDERABILITY PER MIL-STD-202 METHOD 208
9. PULLING TEST: 2.3 KG
10. RoHS

MAXIMUM RATINGS AND ELECTRICAL CHARACTERISTICS RATINGS AT 25°C AMBIENT TEMPERATURE UNLESS OTHERWISE SPECIFIED STORAGE AND OPERATING TEMPERATURE RANGE -55°C TO $+175^{\circ}\text{C}$. SINGLE PHASE, HALF WAVE, 60 HZ, RESISTIVE OR INDUCTIVE LOAD. FOR CAPACITIVE LOAD, DERATE CURRENT BY 20%.

RATINGS	SYMBOL	VALUE	UNITS
MAXIMUM AVERAGE FORWARD RECTIFIED CURRENT, 0.375"(9.5mm) LEAD LENGTH @ 70°C	I_o	1.5	A
PEAK FWD SURGE CURRENT, 8.3ms HALF SINE-WAVE SUPERIMPOSED ON RATED LOAD	I_{FSM}	50	A
TYPICAL JUNCTION CAPACITANCE(NOTE 1)	C_j	15	pF
TYPICAL THERMAL RESISTANCE (NOTE 2)	$R_{\theta jc}$	40	$^{\circ}\text{C}/\text{W}$
MAXIMUM FORWARD VOLTAGE	V_F	1.1	V
MAXIMUM REVERSE CURRENT @ 25°C	I_R	5	μA
MAXIMUM REVERSE CURRENT @ 100°C	I_R	50	μA

1. MEASURED @ 1.0 MHZ AND APPLIED REVERSE VOLTAGE OF 4.0 V
2. BOTH LEADS ATTACHED TO HEATSINK 20x20x1T (mm) COPPER PLATE AT LEAD LENGTH 5mm
3. MAXIMUM FORWARD VOLTAGE AT I_o DC

PART NUMBER	MAX RECURRENT PK REV VOLTAGE V_{RRM} (V)	MAX RMS VOLTAGE V_{RMS} (V)	MAX DC BLOCKING VOLTAGE V_{DC} (V)
1N5391G	50	35	50
1N5392G	100	70	100
1N5393G	200	140	200
1N5395G	400	280	400
1N5397G	600	420	600
1N5398G	800	560	800
1N5399G	1000	700	1000

RATING AND CHARACTERISTIC CURVES

FIG. 1- FORWARD CURRENT DERATING CURVE

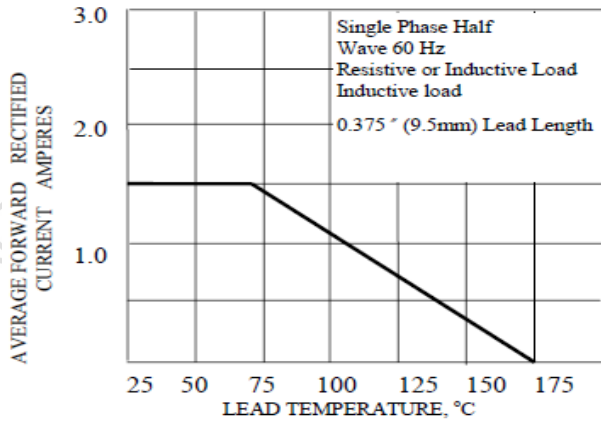


FIG. 2-TYPICAL FORWARD CHARACTERISTICS

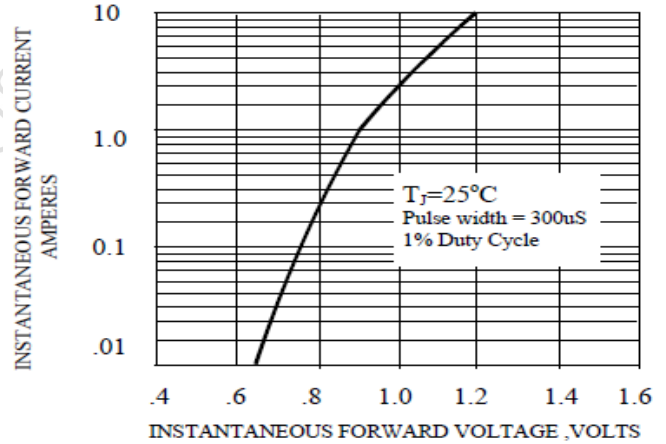


FIG. 3-MAXIMUM NON-REPETITIVE FORWARD SURGE CURRENT

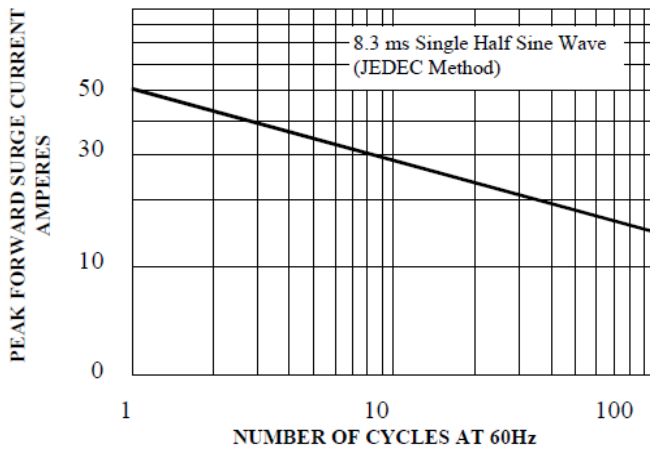


FIG. 4-TYPICAL JUNCTION CAPACITANCE

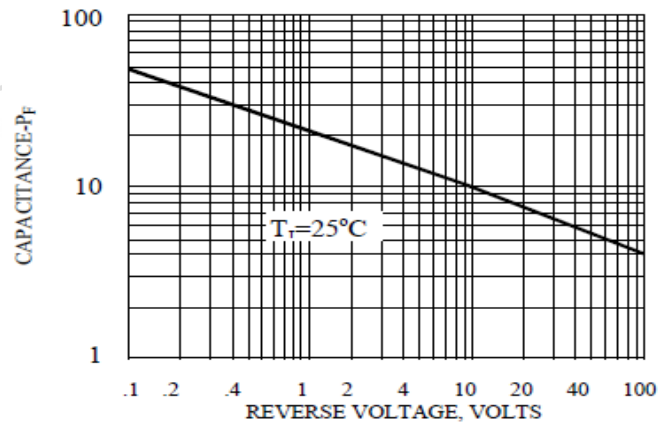


FIG. 5-TYPICAL REVERSE CAPACITANCE

