



**A. Electrical Specifications:**

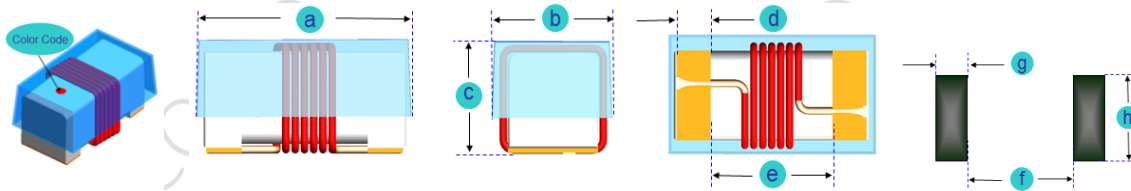
P/N	L (nH)	Tol.	L Test Freq. (MHz)	Q Min.	Q Test Freq. (MHz)	SRF Min. (GHz)	DCR Max. (Ω)	I rms. Max. (A)	Color code
0805CP-2N2_	2.20	K, J	250	35	1500	3.00	0.08	0.600	White
0805CP-2N7_	2.70	K, J	250	35	1000	6.00	0.03	0.600	Brown
0805CP-2N8_	2.80	K, J	250	80	1000	7.90	0.06	0.800	Gray
0805CP-2N9_	2.90	K, J	250	50	1000	4.70	0.05	0.600	Blue
0805CP-3N0_	3.00	K, J	250	65	1500	7.90	0.06	0.800	White
0805CP-3N3_	3.30	K, J	250	50	1500	7.90	0.08	0.600	Black
0805CP-5N6_	5.60	K, J	250	65	1000	5.50	0.08	0.600	Violet
0805CP-6N2_	6.20	K, J	250	50	1000	5.50	0.08	0.600	Green
0805CP-6N8_	6.80	K, J	250	50	1000	5.50	0.11	0.600	Brown
0805CP-7N5_	7.50	K, J	250	50	1000	4.50	0.14	0.600	Green
0805CP-8N2_	8.20	K, J	250	50	1000	4.70	0.12	0.600	Red
0805CP-8N7_	8.70	K, J	250	50	1000	4.70	0.10	0.400	White
0805CP-10N_	10.0	K, J, G	250	60	500	4.20	0.10	0.600	Red
0805CP-11N_	11.0	K, J, G	250	45	500	3.00	0.15	0.600	Orange
0805CP-12N_	12.0	K, J, G	250	50	500	4.00	0.15	0.600	Orange
0805CP-15N_	15.0	K, J, G	250	50	500	3.40	0.17	0.600	Yellow
0805CP-18N_	18.0	K, J, G	250	50	500	3.30	0.20	0.600	Green
0805CP-22N_	22.0	K, J, G	250	55	500	2.60	0.22	0.500	Blue
0805CP-24N_	24.0	K, J, G	250	50	500	2.00	0.22	0.500	Gray
0805CP-27N_	27.0	K, J, G	250	55	500	2.50	0.25	0.500	Violet
0805CP-33N_	33.0	K, J, G	250	60	500	2.05	0.27	0.500	Gray
0805CP-36N_	36.0	K, J, G	250	55	500	1.70	0.27	0.500	Yellow
0805CP-37N_	37.0	K, J, G	350	40	500	1.80	0.27	0.500	Green
0805CP-38N_	38.0	K, J, G	350	40	500	1.80	0.27	0.500	Blue
0805CP-39N_	39.0	K, J, G	250	60	500	2.00	0.29	0.500	White
0805CP-43N_	43.0	K, J, G	200	60	500	1.65	0.34	0.500	Yellow
0805CP-47N_	47.0	K, J, G	200	60	500	1.65	0.31	0.500	Black
0805CP-56N_	56.0	K, J, G	200	60	500	1.55	0.34	0.500	Brown
0805CP-68N_	68.0	K, J, G	200	60	500	1.45	0.38	0.500	Red
0805CP-72N_	72.0	K, J, G	150	65	500	1.40	0.40	0.500	Green
0805CP-82N_	82.0	K, J, G	150	65	500	1.30	0.42	0.400	Orange
0805CP-91N_	91.0	K, J, G	150	65	500	1.20	0.48	0.400	Black
0805CP-R10_	100	K, J, G	150	65	500	1.20	0.46	0.400	Yellow
0805CP-R11_	110	K, J, G	150	50	500	1.00	0.48	0.400	Brown
0805CP-R12_	120	K, J, G	150	50	250	1.10	0.51	0.400	Green
0805CP-R15_	150	K, J, G	100	50	250	0.920	0.56	0.400	Blue
0805CP-R18_	180	K, J, G	100	50	250	0.870	0.64	0.400	Violet
0805CP-R20_	200	K, J, G	100	50	250	0.860	0.68	0.400	Red
0805CP-R22_	220	K, J, G	100	50	250	0.850	0.70	0.400	Gray
0805CP-R24_	240	K, J, G	100	44	250	0.690	1.00	0.350	Red
0805CP-R25_	250	K, J, G	100	45	250	0.660	1.20	0.350	Yellow
0805CP-R27_	270	K, J, G	100	48	250	0.650	1.00	0.350	White
0805CP-R30_	300	K, J, G	100	25	250	0.450	1.40	0.300	Gray
0805CP-R33_	330	K, J, G	100	48	250	0.600	1.40	0.310	Black
0805CP-R36_	360	K, J, G	100	35	250	0.400	0.90	0.300	Orange
0805CP-R39_	390	K, J, G	150	48	250	0.560	1.50	0.290	Brown
0805CP-R43_	430	K, J, G	100	25	100	0.400	1.70	0.190	White
0805CP-R47_	470	K, J	50	33	100	0.375	1.76	0.250	Violet
0805CP-R56_	560	K, J	25	23	50	0.340	1.90	0.230	Orange
0805CP-R60_	600	K, J	25	23	50	0.260	1.60	0.450	White
0805CP-R62_	620	K, J	25	23	50	0.220	2.20	0.210	Yellow

Part Number	Inductance	Tolerance	Length	Width	Height	DCR	SRF	Q	Color
0805CP-R68_	680	K, J	25	23	50	0.188	2.20	0.190	Green
0805CP-R75_	750	K, J	25	23	50	0.200	2.30	0.180	BLUE
0805CP-R82_	820	K, J	25	23	50	0.215	2.35	0.180	Brown
0805CP-R91_	910	K, J	25	24	50	0.25	2.30	0.170	RED
0805CP-1R0_	1000	K, J	25	23	50	0.10	2.70	0.170	BLACK
0805CP-1R2_	1200	K, J	7.9	18	25	0.10	2.50	0.170	WITE
0805CP-1R5_	1500	K, J	7.9	16	25	0.10	2.50	0.170	BLACK
0805CP-1R8_	1800	K, J	7.9	16	7.9	0.08	2.50	0.170	BROWN
0805CP-2R2_	2200	K, J	7.9	16	7.9	0.06	2.70	0.160	RED
0805CP-2R7_	2700	K, J	7.9	16	7.9	0.05	3.10	0.150	ORANGE
0805CP-3R3_	3300	K, J	7.9	15	7.9	0.04	4.40	0.090	BLUE
0805CP-4R7_	4700	K, J	7.9	15	7.9	0.04	6.40	0.090	GREEN

0805CP has first inductance color code only.

### B. Dimensions: mm (Inch)

Series	a	b	c	d	e	f	g	h
0805CP	2.29 (0.090)	1.73 (0.068)	1.52 (0.060)	0.51 (0.020)	1.02 (0.040)	0.76 (0.030)	1.02 (0.040)	1.78 (0.070)
Tol.	Max.	Max.	Max.	Typ.	Typ.	Typ.	Typ.	Typ.



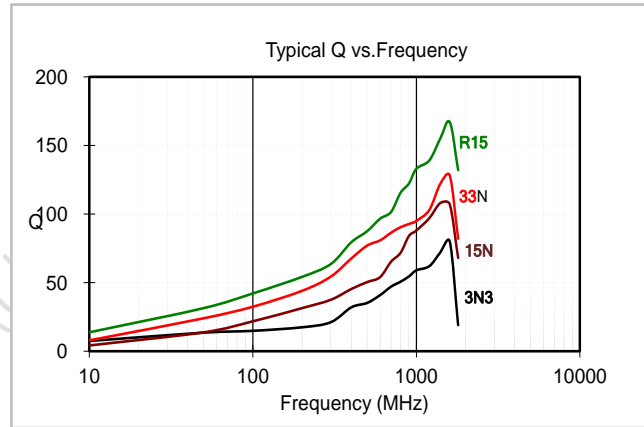
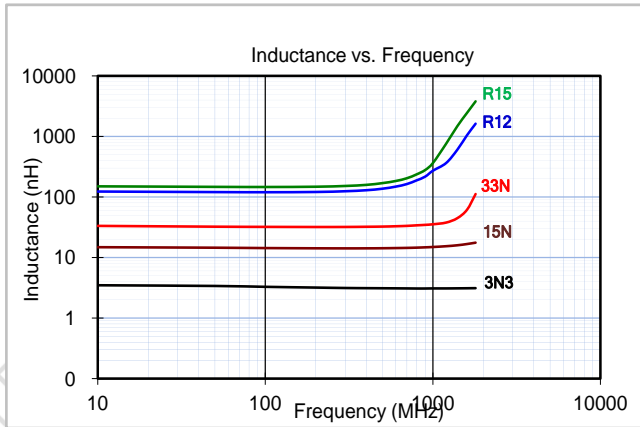
### C. General Information:

1. P/N: 0805CP-xxx\_, “0805” = Size Type, “CP” = Tinned pad, “xxx” = Inductance. “\_” = Tolerance.
2. Tolerance “\_”: K = ± 10%, J = ± 5%, G = ± 2%.
3. Product material: Ceramic.
4. 0805CP has first inductance color code only.
5. Small and lightweight surface mounting type.
6. High Q at high frequency & High self-resonance frequency.
7. For 15°C Temperature Rise at 25°C ambient.
8. Inductance & Q measured with HP4291B Impedance Analyzer.
9. SRF measured using the HP8720D or HP8753E Network Analyzer.
10. DCR measured using the 16502 milliohm meter.
11. Operating temperature: -40°C to +125°C.
12. This series has no color code due to the size is small.
13. Inductance and Current Range: From 2.2 nH (0.6mA) to 820 nH (0.18A)
14. SRF: From 0.188GHz to 7.9GHz
15. MSL: Level 1.

### D. Applications:

1. Game Consoles
2. Set Top Boxes
3. Cables Modems
4. Computers
5. Mobile Communication Devices (Cell Phones, Radios, etc.)
6. RF Filters

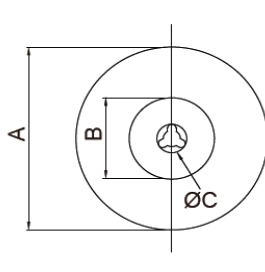
### E. Characteristics Curve:



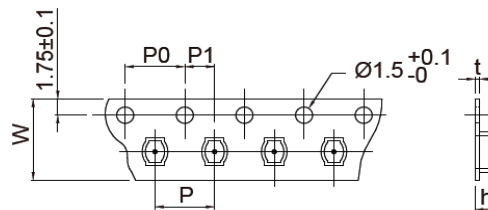
### F. Supplementary Information:

#### 1. Packaging Information

CARRIER TAPE REELS



TAPE DIMENSIONS (mm)



Plastic Paper

Series P/N	Reel dimensions (mm)					Tape dimensions (mm)						Parts per reel		Quantity per	
	A	B	C	D	E	W	P	P0	P1	h	t	7"	13"	Box	Carton
0805CP	180	75	13	12.5	8.5	8	4	4	2	1.38	0.25	3,000	---	15,000	90,000

#### 2. RoHS Reflow Solder Profile

### Typical RoHS Reflow Profile

