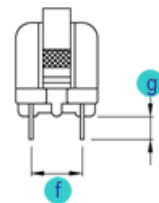
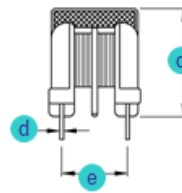
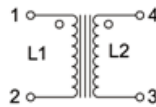
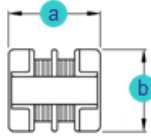


**A. Electrical Specifications:**

Part Number	Inductance Min. (mH)	DCR Max. (Ω)	Rated Current (A) rms.
CFU1101-01	2 x 3.0	0.35	0.9
CFU1101-02	2 x 1.5	0.15	1.0
CFU1101-03	2 x 8.0	0.65	0.8
CFU1101-04	2 x 8.0	1.20	0.7
CFU1101-05	2 x 20	1.80	0.5
CFU1101-06	2 x 1.0	0.10	2.9

**B. Dimensions: mm (Inch)**

Series	a	b	c	d	e	f	g
CFU1101 Series	19.0 (0.748)	17.0 (0.669)	22.0 (0.866)	0.7 (0.028)	12.9 (0.508)	10.0 (0.394)	4.5 (0.177)
Tol.	Max.	Max.	Max.	Typ.	±0.3 (0.012)	±0.5 (0.020)	±1.0 (0.039)



**C. General Information:**

1. Test Condition: 1.0 KHz / 1V.
2. Electrical specifications at 25°C.
3. Maximum Temperature Rise: 40°C (when measured at 25°C ambient).
4. Operating temperature: -20°C to +105°C.
5. Insulation Resistance: 100MΩ at 500VDC.
6. Rated Voltage: 100V to 270V / 50-60 Hz.
7. Hi-Pot Voltage: 1500VAC for one minute.
8. MSL: Level 1.

**D. Applications:**

1. Game Consoles
2. Set Top Boxes
3. Cables Modems
4. Computers
5. Mobile Communication Devices (Radios, etc.)
6. LCD, DVD, BRP

**E. Supplementary Information:**

1. Solder Profile



# CFU1101 Series – WIRE WOUND COMMON MODE FILTERS



Rev. A

