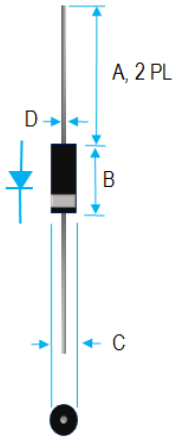


HIGH VOLTAGE FAST RECOVERY RECTIFIER



Dim.	Value Inch[mm]	
	Min.	Max.
A	0.945[24.5]	---
B	0.46[11.7]	0.48[12.3]
C	0.110[2.80]	0.126[3.20]
D	0.022[0.55]	0.026[0.65]

PRODUCT FEATURES

1. FLAMMABILITY CLASSIFICATION: 94V-0
2. DIFFUSED JUNCTION
3. CASE: FV5M TRANSFER MOLDED
4. DIMENSIONS IN INCHES AND (MILLIMETERS)
5. POLARITY: INDICATED BY CATHODE BAND
6. WEIGHT: 0.35 GRAMS
7. LEADS: SOLDERABILITY PER MIL-STD-202 METHOD 208
8. RoHS

MAXIMUM RATINGS AND ELECTRICAL CHARACTERISTICS RATINGS AT 25°C AMBIENT TEMPERATURE UNLESS OTHERWISE SPECIFIED STORAGE AND OPERATING TEMPERATURE RANGE -40°C TO +120°C. SINGLE PHASE, HALF WAVE, 60 HZ, RESISTIVE OR INDUCTIVE LOAD. FOR CAPACITIVE LOAD, DERATE CURRENT BY 20%.

RATINGS	SYMBOL	VALUE	UNITS
MAXIMUM AVERAGE FORWARD RECTIFIED CURRENT, 0.375"(9.5mm) LEAD LENGTH @ 55°C	I_o	0.005	A
PEAK FWD SURGE CURRENT, 8.3ms HALF SINE-WAVE SUPERIMPOSED ON RATED LOAD	I_{FSM}	0.5	A
TYPICAL JUNCTION CAPACITANCE(NOTE1)	C_j	1	pF
MAXIMUM REVERSE CURRENT @ 25°C	I_R	5	uA
MAXIMUM REVERSE RECOVERY TIME	T_{RR}	100	nS

1. MEASURED @ 1.0 MHZ AND APPLIED REVERSE VOLTAGE OF 4.0 V
2. REVERSE RECOVERY TEST CONDITIONS: $I_F=2mA$, $I_R=4mA$, $I_{RR}=1mA$
3. MAXIMUM FORWARD VOLTAGE AT I_o DC

PART NUMBER	MAX RECURRENT PK REV VOLTAGE V_{RRM} (V)	MAX RMS VOLTAGE V_{RMS} (V)	MAX DC BLOCKING VOLTAGE V_{DC} (V)	MAX FWD VOLTAGE V_F (V)
FV5M-14	14000	9800	14000	51
FV5M-16	16000	11200	16000	60
FV5M-18	18000	12600	18000	66
FV5M-20	20000	14000	20000	75
FV5M-22	22000	15400	22000	80
FV5M-24	24000	16800	24000	85

RATING AND CHARACTERISTIC CURVES

FIG. 1 TYPICAL REVERSE CHARACTERISTICS

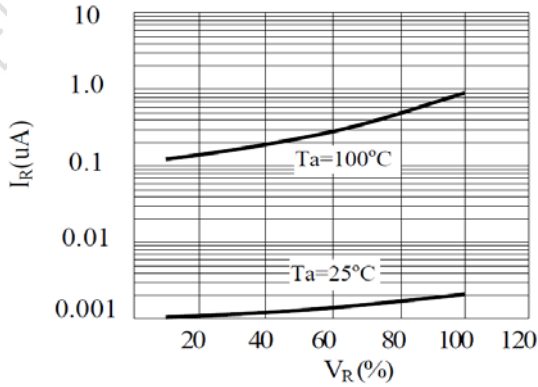


FIG. 2 TYPICAL JUNCTION CAPACITANCE

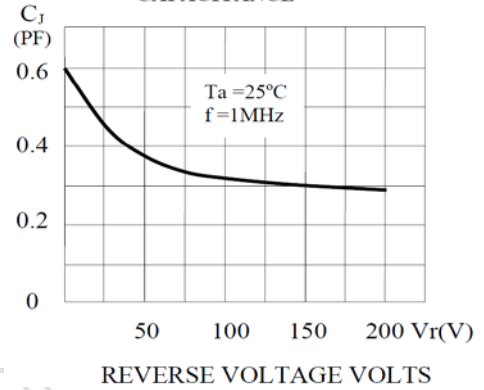


FIG. 3 TYPICAL DISTRIBUTION OF REVERSE RECOVERY TIME

