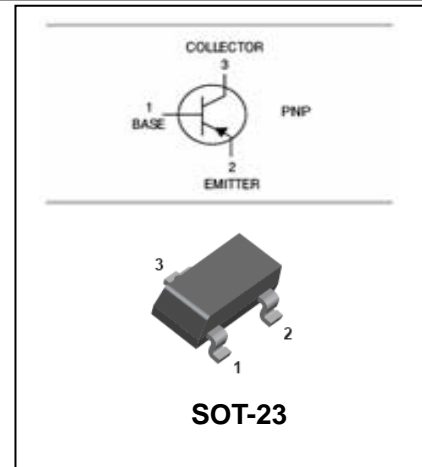


Silicon Epitaxial Planar Transistor

2SB709A

FEATURES

- High forward current transfer ratio h_{FE} .
- Mini type package, allowing downsizing of the equipment and automatic insertion through the tape packing and the magazine packing.



APPLICATIONS

- For general amplification complementary to 2SD601A.

ORDERING INFORMATION

Type No.	Marking	Package Code
2SB709A	BQ1/BR1/BS1	SOT-23

MAXIMUM RATING @ $T_a=25^\circ\text{C}$ unless otherwise specified

Symbol	Parameter	Value	Units
V_{CBO}	Collector-Base Voltage	-45	V
V_{CEO}	Collector-Emitter Voltage	-45	V
V_{EBO}	Emitter-Base Voltage	-7	V
I_{CP}	Peak collector Current	-200	mA
I_C	Collector Current	-100	mA
P_C	Collector Dissipation	200	mW
T_J, T_{stg}	Junction and Storage Temperature	-55 to +150	$^\circ\text{C}$



Silicon Epitaxial Planar Transistor

2SB709A

ELECTRICAL CHARACTERISTICS @ Ta=25°C unless otherwise specified

Parameter	Symbol	Test conditions	MIN	TYP	MAX	UNIT
Collector-base breakdown voltage	$V_{(BR)CBO}$	$I_C=-10\mu A, I_E=0$	-45			V
Collector-emitter breakdown voltage	$V_{(BR)CEO}$	$I_C=-2mA, I_B=0$	-45			V
Emitter-base breakdown voltage	$V_{(BR)EBO}$	$I_E=-10\mu A, I_C=0$	-7			V
Collector cut-off current	I_{CBO}	$V_{CB}=-20V, I_E=0$			-0.1	μA
Collector cut-off current	I_{CEO}	$V_{CE}=-10V, I_B=0$			-100	μA
DC current gain	h_{FE}	$V_{CE}=-10V, I_C=-2mA$	160		460	
Collector-emitter saturation voltage	$V_{CE(sat)}$	$I_C=-100mA, I_B=-10mA$		-0.3	-0.5	V
Transition frequency	f_T	$V_{CB}=-10V, I_E=-1mA$ $f=200MHz$		80		MHz
Collector output capacitance	C_{ob}	$V_{CB}=-10V, I_E=0, f=1MHz$		2.7		pF

CLASSIFICATION OF $h_{FE(1)}$

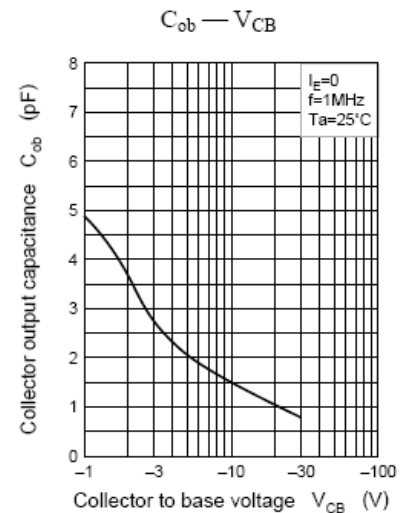
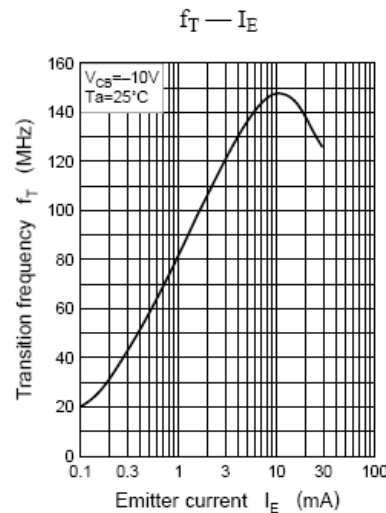
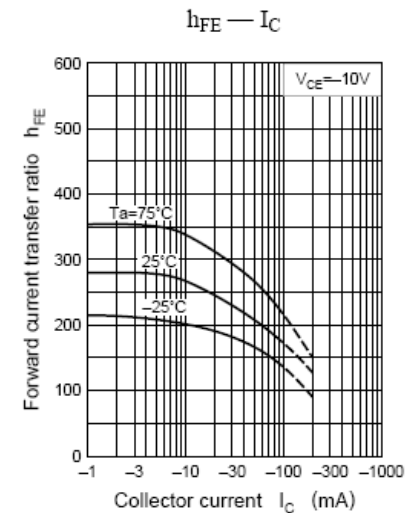
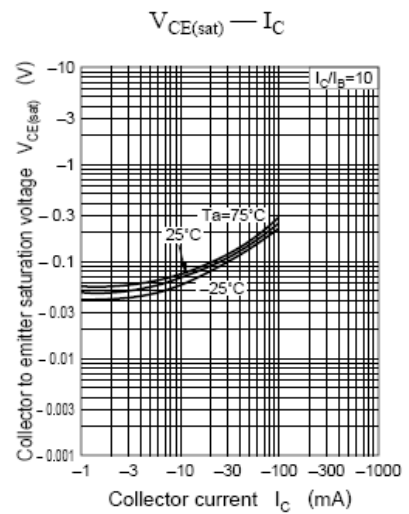
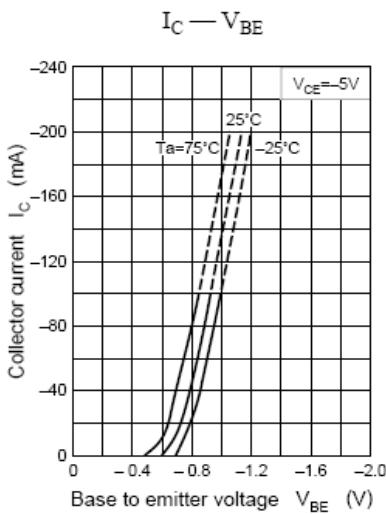
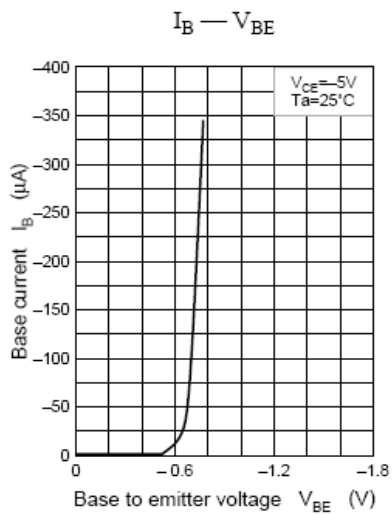
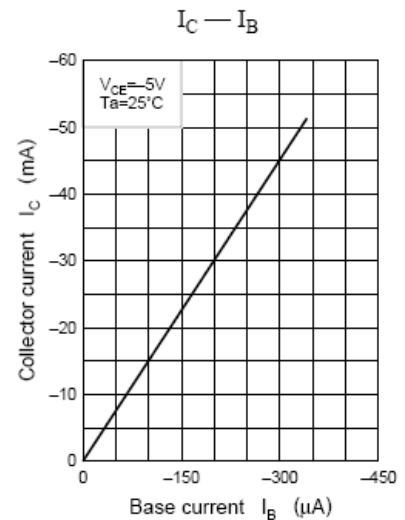
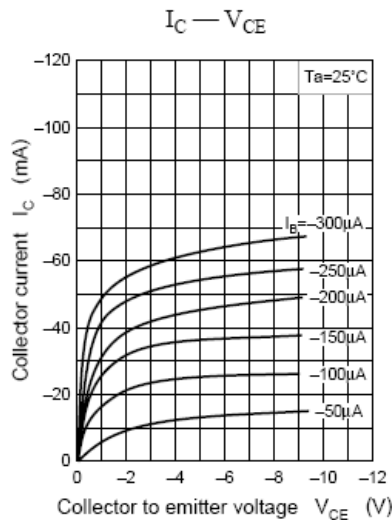
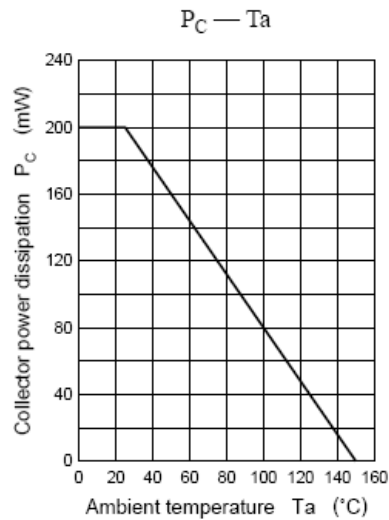
Range	160-260	210-340	290-460
Marking	BQ1	BR1	BS1



Silicon Epitaxial Planar Transistor

2SB709A

TYPICAL CHARACTERISTICS @ Ta=25°C unless otherwise specified





Silicon Epitaxial Planar Transistor

2SB709A

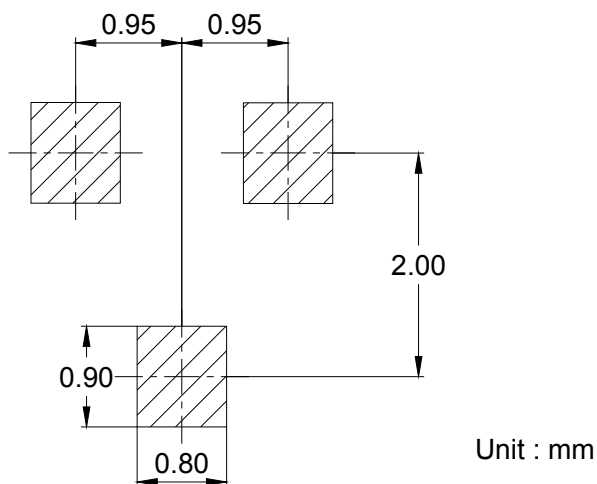
PACKAGE OUTLINE

Plastic surface mounted package

SOT-23

SOT-23		
Dim	Min	Max
A	2.70	3.10
B	1.10	1.50
C	1.0 Typical	
D	0.4 Typical	
E	0.35	0.48
G	1.80	2.00
H	0.02	0.1
J	0.1 Typical	
K	2.20	2.60
All Dimensions in mm		

SOLDERING FOOTPRINT



PACKAGE INFORMATION

Device	Package	Shipping
2SB709A	SOT-23	3000/Tape&Reel