


Ultra Flat In-Building MIMO Antenna [694-960MHz, 1695-2700 MHz]

# PEAR™ M6286i w/ Pigtail

**Description:**

- Ultra thin (1/2", 30mm) omni directional antenna covering 694-960MHz and 1695-2700MHz.
- MIMO IDAS and Small Cell applications requiring ceiling mounted omni antennas.



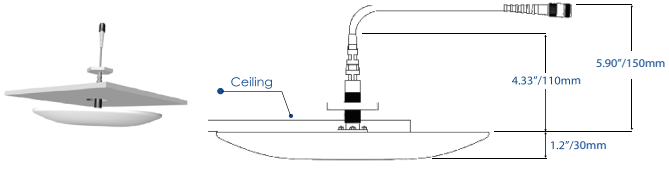

694-960MHz & 1695-2700 MHz Omni Antenna

Electrical Specifications							
Frequency Band [MHz]	694-790	790-960	1695-1780	1780-1990	1990-2180	2305-2360	2360-2700
Input Connector Type	2x N-Type(F) DIN or 4.3-10(F) DIN w/ pigtail (17", 43cm)						
VSWR/Return Loss	<1.5:1 / 14.0 dB						
Impedance	50 Ω						
Polarization	Vertical & Horizontal						
Isolation (typ)	-20 dB			-25 dB			
Horizontal Beamwidth	Omni (360°)						
Max. Gain	4.4 dBi	5.2 dBi	6.4 dBi	7.0 dBi	6.2 dBi	7.0 dBi	7.6 dBi
Avg. Gain	3.8 dBi	4.1 dBi	5.8 dBi	6.3 dBi	5.7 dBi	6.2 dBi	6.1 dBi
Max Power / Port	25 Watts at ambient temperature 77°F (25°C)						
PIM @ 2x43 dBm	<-153 dBc						

Mechanical Specifications	
Operating Temperature	-40° to 158°F (-40° to +70°C)
Antenna Weight	1.22 lbs (556 g)
Antenna Diameter	12.0" (304 mm)
Antenna Height	1.2" (30 mm)
Radome Material	PC / ABS
Flamibility rating	UL 94-V0
RoHS	Compliant
Radome Color	RAL 9016 (white)*
Ingress Protection	Indoor
Shipping Dimensions - L x W x D	14.6"x14.6"x8.2" / 370x370x210mm
Shipping Weight (Gross Weight)	4.1 lbs (1.9 kg)

\* Radome can be painted with recommended paint "Krylon fusion for plastic"

## Part Numbers, Ordering Options and Accessories

Description:	Part Number:
<b>Antenna with 2x N-Type DIN (F) Connectors</b>	02121261-06286U
<b>Antenna with 2x 4.3-10 DIN (F) Connectors</b>	02130261-06286U
Mounting Bracket(s):	Part Number:
<p><b>Below Ceiling Installation (Standard)</b></p> <p>Fasteners for below suspended ceiling mounting included with antenna. Maximum ceiling thickness 1.18" (30mm).</p> <p>Instructions: Drill a 1.18" (30mm) hole in the ceiling tile. Secure the antenna to the ceiling tile with the supplied plastic nut.</p>	
<p><b>Hard Ceiling Installation (Optional)</b></p> <p>The hard ceiling mounting bracket allows for installation onto drywall ceilings possible by eliminating additional access above the antenna. This mounting option adds 0.17" (4.5mm) to the visible antenna height.</p>	 <p>62-37-09</p>

**Matting Male Connector Torque:**

N-Type: 26.6 in-lb (3 Nm)

4.3-10: 44.3 in-lb (5 Nm)

Copyright © 2016 – Galtronics Corporation Ltd.

Proprietary Information. All rights reserved. Galtronics reserves the right to modify or amend any antenna or specification without prior notice.