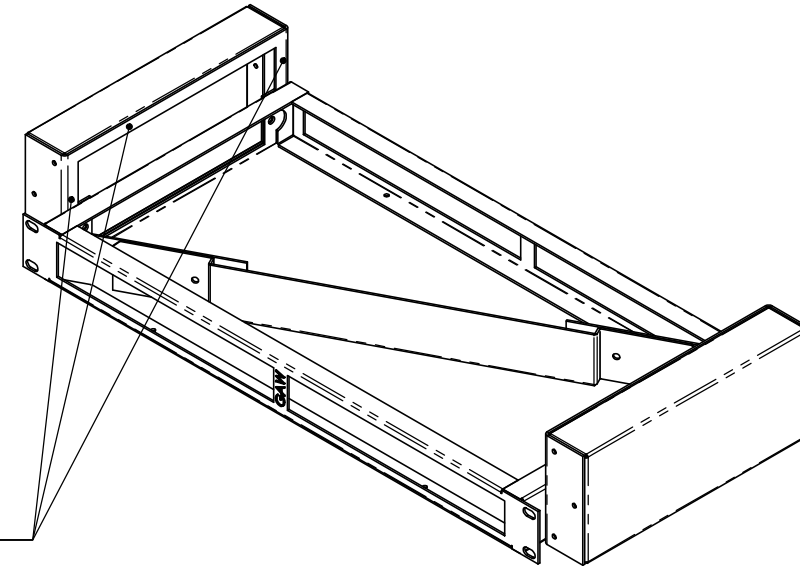
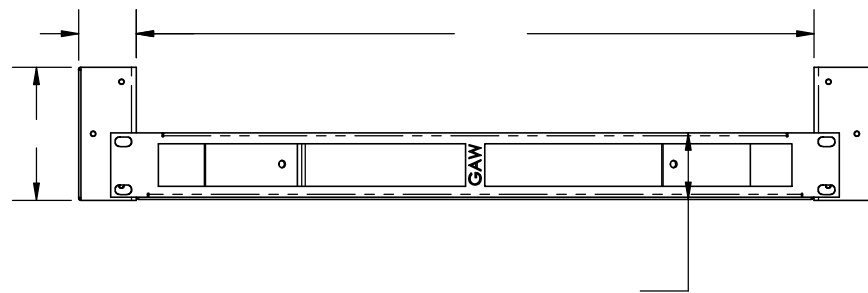
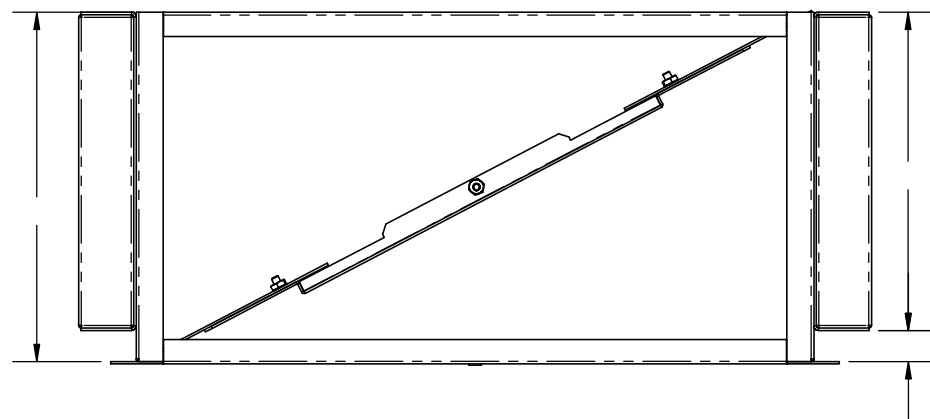


INVENTORY NO.	ITEM	QTY.	DESCRIPTION
PC061811Q-1	1	1	1RU PLENUM ASR-9000V
PC061811Q-2	2	1	1 RU FT BEZEL ASR-9000V
PC061811Q-3	3	1	1 RU PLENUM REAR PANEL ASR-9000V
PC061811V-10	4	1	1 RU BAFFLE CENTER 2911
PC061811V-10E	5	2	1 RU BAFFLE END SHN
PC061811Q-21A	6	2	1RU DUCT INNER ASR-9000V
PC061811Q-21B	7	2	1 RU DUCT ASR-9000V OUTER
PEM FH-032-6 X--N	10	4	
PEM SS-032-2	11	4	



FOAM BOTH
DUCTS 3 EDGES

ASR-9000V FRONT TO BACK AIR FLOW SOLUTION

- 1RU PLENUM
 - 9.1 DEEP
 - 16 GAUGE WELDED CONSTRUCTION
- 2X- 1RU DUCT OPENING
 - 16 GAUGE WELDED CONSTRUCTION
- AIR FLOW
 - FRONT TO LEFT TO RIGHT TO REAR
 - OR
 - FRONT TO RIGHT TO LEFT TO REAR (SHOWN)
- CALCULATED WEIGHT 9 LBS
- HDW KIT
 - 4X - 12-24 PANEL SCREWS AND WASHERS
- PAINTED BLACK POWDER

UNLESS OTHERWISE SPECIFIED:
DIMENSIONS ARE IN INCHES
TOLERANCES:
TWO PLACE DECIMAL ± .030
THREE PLACE DECIMAL ± .010

MATERIAL		NAME	DATE	SIZE	DWG. NO.	REV
FINISH	DRAWN	A. Hankin	07.08.13	B	ASR-9000V SHOP	P1
DO NOT SCALE DRAWING	CHECKED			SCALE: 1:5		SHEET 1 OF 9



TITLE:
ASR-9000V DUCT PLENUM

THE INFORMATION CONTAINED IN THIS DRAWING IS THE SOLE PROPERTY OF GAW ASSOCIATES. ANY REPRODUCTION IN PART OR AS A WHOLE WITHOUT THE WRITTEN PERMISSION OF GAW ASSOCIATES IS PROHIBITED.

PROPRIETARY