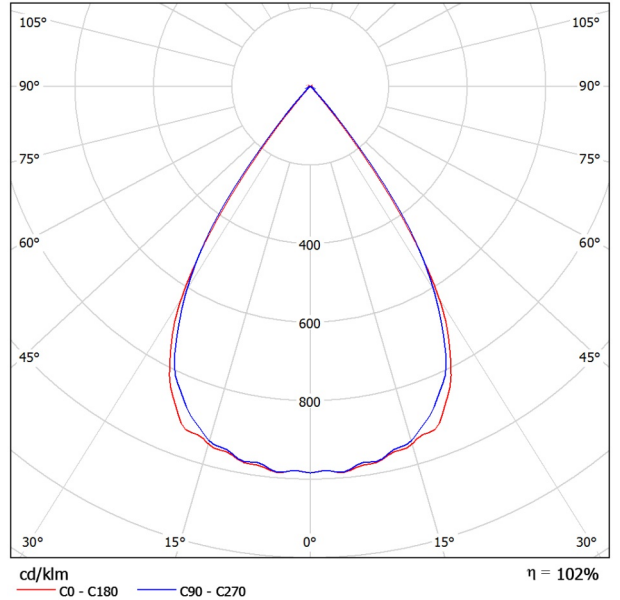


Operator  
Telephone  
Fax  
e-Mail

**GlacialLight GL-BL50-CW-5000K-70D-Lens-with lampshade / Luminaire Data Sheet**

Luminous emittance 1:

See our luminaire catalog for an image of the luminaire.



Luminaire classification according to CIE: 100  
CIE flux code: 99 99 100 100 104

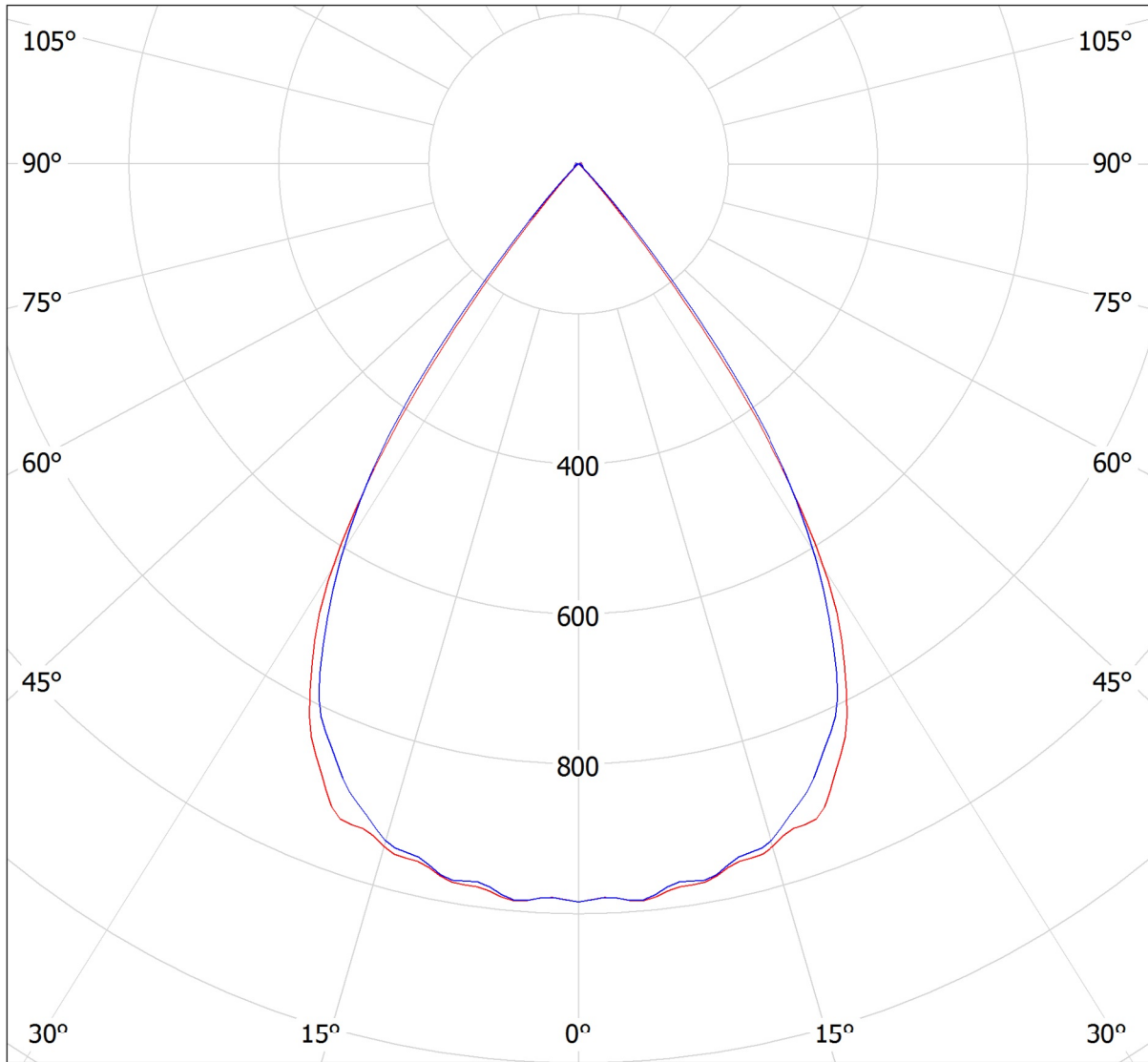
Luminous emittance 1:

Glare Evaluation According to UGR											
ρ Ceiling	70	70	50	50	30	70	70	50	50	30	
ρ Walls	50	30	50	30	30	50	30	50	30	30	
ρ Floor	20	20	20	20	20	20	20	20	20	20	
Room Size X Y	Viewing direction at right angles to lamp axis					Viewing direction parallel to lamp axis					
2H	2H	14.1	14.7	14.3	14.9	15.1	14.2	14.8	14.4	15.0	15.2
	3H	13.9	14.5	14.2	14.8	15.0	14.0	14.6	14.3	14.9	15.1
	4H	13.9	14.4	14.2	14.7	14.9	14.0	14.5	14.3	14.8	15.0
	6H	13.8	14.3	14.1	14.6	14.9	13.9	14.4	14.2	14.7	15.0
	8H	13.8	14.3	14.1	14.6	14.9	13.9	14.4	14.2	14.7	14.9
4H	12H	13.8	14.2	14.1	14.5	14.8	13.8	14.3	14.2	14.6	14.9
	2H	13.9	14.4	14.2	14.7	14.9	14.0	14.5	14.3	14.8	15.0
	3H	13.7	14.2	14.1	14.5	14.8	13.8	14.3	14.2	14.6	14.9
	4H	13.7	14.1	14.0	14.4	14.7	13.8	14.2	14.1	14.5	14.8
	6H	13.6	13.9	14.0	14.3	14.7	13.7	14.0	14.1	14.4	14.8
8H	12H	13.6	13.9	14.0	14.3	14.7	13.7	14.0	14.1	14.3	14.7
	12H	13.6	13.8	14.0	14.2	14.6	13.6	13.9	14.1	14.3	14.7
	4H	13.6	13.9	14.0	14.2	14.6	13.7	14.0	14.1	14.3	14.7
	6H	13.5	13.7	14.0	14.2	14.6	13.6	13.8	14.0	14.2	14.7
	8H	13.5	13.7	14.0	14.1	14.6	13.6	13.7	14.0	14.2	14.6
12H	12H	13.5	13.6	14.0	14.1	14.6	13.5	13.7	14.0	14.1	14.6
	4H	13.5	13.8	14.0	14.2	14.6	13.6	13.9	14.1	14.3	14.7
	6H	13.5	13.7	13.9	14.1	14.6	13.6	13.7	14.0	14.2	14.6
8H	13.5	13.6	13.9	14.1	14.6	13.5	13.7	14.0	14.1	14.6	
Variation of the observer position for the luminaire distances S											
S = 1.0H	+5.8 / -10.6					+5.6 / -13.4					
S = 1.5H	+8.6 / -11.1					+8.5 / -14.2					
S = 2.0H	+10.6 / -11.6					+10.5 / -15.0					
Standard table	BK00					BK00					
Correction Summand	-4.4					-4.4					
Corrected Glare Indices referring to 5600lm Total Luminous Flux											

Operator  
Telephone  
Fax  
e-Mail

**GlacialLight GL-BL50-CW-5000K-70D-Lens-with lampshade / LDC (Polar)**

Luminaire: GlacialLight GL-BL50-CW-5000K-70D-Lens-with lampshade  
Lamps: 1 x GL-BL50-CW-5000K-70D-Lens-with lampshade



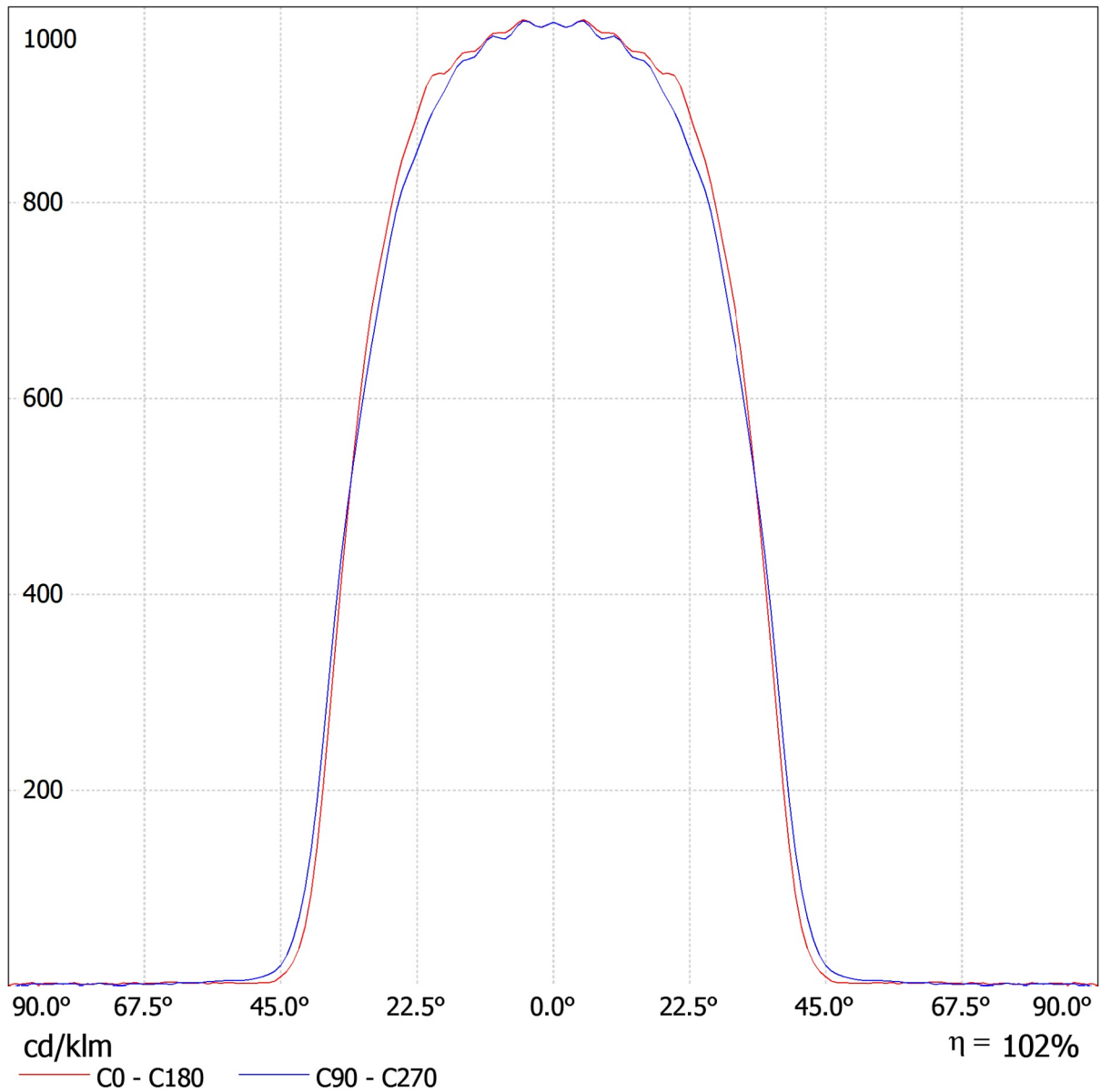
cd/klm  
— C0 - C180 — C90 - C270

$\eta = 102\%$

Operator  
Telephone  
Fax  
e-Mail

**GlacialLight GL-BL50-CW-5000K-70D-Lens-with lampshade / LDC (Linear)**

Luminaire: GlacialLight GL-BL50-CW-5000K-70D-Lens-with lampshade  
Lamps: 1 x GL-BL50-CW-5000K-70D-Lens-with lampshade



Operator  
Telephone  
Fax  
e-Mail

## GlacialLight GL-BL50-CW-5000K-70D-Lens-with lampshade / UGR-Table

Luminaire: GlacialLight GL-BL50-CW-5000K-70D-Lens-with lampshade  
Lamps: 1 x GL-BL50-CW-5000K-70D-Lens-with lampshade

<b>Glare Evaluation According to UGR</b>											
$\rho$ Ceiling	70	70	50	50	30	70	70	50	50	30	
$\rho$ Walls	50	30	50	30	30	50	30	50	30	30	
$\rho$ Floor	20	20	20	20	20	20	20	20	20	20	
Room Size X Y		Viewing direction at right angles to lamp axis					Viewing direction parallel to lamp axis				
2H	2H	14.1	14.7	14.3	14.9	15.1	14.2	14.8	14.4	15.0	15.2
	3H	13.9	14.5	14.2	14.8	15.0	14.0	14.6	14.3	14.9	15.1
	4H	13.9	14.4	14.2	14.7	14.9	14.0	14.5	14.3	14.8	15.0
	6H	13.8	14.3	14.1	14.6	14.9	13.9	14.4	14.2	14.7	15.0
	8H	13.8	14.3	14.1	14.6	14.9	13.9	14.4	14.2	14.7	14.9
	12H	13.8	14.2	14.1	14.5	14.8	13.8	14.3	14.2	14.6	14.9
4H	2H	13.9	14.4	14.2	14.7	14.9	14.0	14.5	14.3	14.8	15.0
	3H	13.7	14.2	14.1	14.5	14.8	13.8	14.3	14.2	14.6	14.9
	4H	13.7	14.1	14.0	14.4	14.7	13.8	14.2	14.1	14.5	14.8
	6H	13.6	13.9	14.0	14.3	14.7	13.7	14.0	14.1	14.4	14.8
	8H	13.6	13.9	14.0	14.3	14.7	13.7	14.0	14.1	14.3	14.7
	12H	13.6	13.8	14.0	14.2	14.6	13.6	13.9	14.1	14.3	14.7
8H	4H	13.6	13.9	14.0	14.2	14.6	13.7	14.0	14.1	14.3	14.7
	6H	13.5	13.7	14.0	14.2	14.6	13.6	13.8	14.0	14.2	14.7
	8H	13.5	13.7	14.0	14.1	14.6	13.6	13.7	14.0	14.2	14.6
	12H	13.5	13.6	14.0	14.1	14.6	13.5	13.7	14.0	14.1	14.6
12H	4H	13.5	13.8	14.0	14.2	14.6	13.6	13.9	14.1	14.3	14.7
	6H	13.5	13.7	13.9	14.1	14.6	13.6	13.7	14.0	14.2	14.6
	8H	13.5	13.6	13.9	14.1	14.6	13.5	13.7	14.0	14.1	14.6
Variation of the observer position for the luminaire distances S											
S = 1.0H	+5.8 / -10.6					+5.6 / -13.4					
S = 1.5H	+8.6 / -11.1					+8.5 / -14.2					
S = 2.0H	+10.6 / -11.6					+10.5 / -15.0					
Standard table	BK00					BK00					
Correction Summand	-4.4					-4.4					
Corrected Glare Indices referring to 5600lm Total Luminous Flux											

The UGR values have been calculated according to CIE Publ. 117 Spacing-to-Height-Ratio = 0.25.

Operator  
Telephone  
Fax  
e-Mail

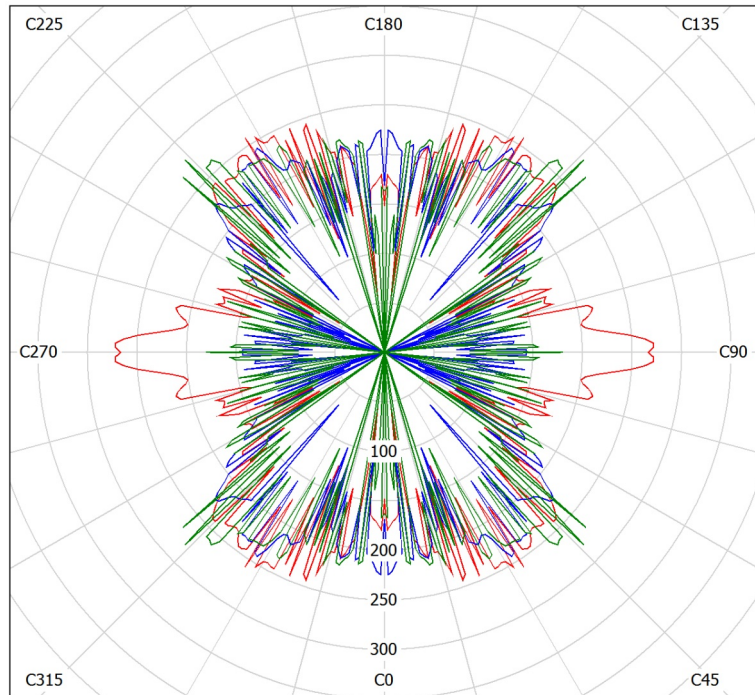
**GlacialLight GL-BL50-CW-5000K-70D-Lens-with lampshade / Glare Data Sheet**

Luminaire: GlacialLight GL-BL50-CW-5000K-70D-Lens-with lampshade

Lamps: 1 x GL-BL50-CW-5000K-70D-Lens-with lampshade

Glare Evaluation According to UGR											
ρ Ceiling	70	70	50	50	30	70	70	50	50	30	
ρ Walls	50	30	50	30	30	50	30	50	30	30	
ρ Floor	20	20	20	20	20	20	20	20	20	20	
Room Size X Y		Viewing direction at right angles to lamp axis					Viewing direction parallel to lamp axis				
2H	2H	14.1	14.7	14.3	14.9	15.1	14.2	14.8	14.4	15.0	15.2
	3H	13.9	14.5	14.2	14.8	15.0	14.0	14.6	14.3	14.9	15.1
	4H	13.9	14.4	14.2	14.7	14.9	14.0	14.5	14.3	14.8	15.0
	6H	13.8	14.3	14.1	14.6	14.9	13.9	14.4	14.2	14.7	15.0
	8H	13.8	14.3	14.1	14.6	14.9	13.9	14.4	14.2	14.7	14.9
4H	12H	13.8	14.2	14.1	14.5	14.8	13.8	14.3	14.2	14.6	14.9
	2H	13.9	14.4	14.2	14.7	14.9	14.0	14.5	14.3	14.8	15.0
	3H	13.7	14.2	14.1	14.5	14.8	13.8	14.3	14.2	14.6	14.9
	4H	13.7	14.1	14.0	14.4	14.7	13.8	14.2	14.1	14.5	14.8
	6H	13.6	13.9	14.0	14.3	14.7	13.7	14.0	14.1	14.4	14.8
8H	8H	13.6	13.9	14.0	14.3	14.7	13.7	14.0	14.1	14.3	14.7
	12H	13.6	13.8	14.0	14.2	14.6	13.6	13.9	14.1	14.3	14.7
	4H	13.6	13.9	14.0	14.2	14.6	13.7	14.0	14.1	14.3	14.7
	6H	13.5	13.7	14.0	14.2	14.6	13.6	13.8	14.0	14.2	14.7
	8H	13.5	13.7	14.0	14.1	14.6	13.6	13.7	14.0	14.2	14.6
12H	12H	13.5	13.6	14.0	14.1	14.6	13.5	13.7	14.0	14.1	14.6
	4H	13.5	13.8	14.0	14.2	14.6	13.6	13.9	14.1	14.3	14.7
	6H	13.5	13.7	13.9	14.1	14.6	13.6	13.7	14.0	14.2	14.6
	8H	13.5	13.6	13.9	14.1	14.6	13.5	13.7	14.0	14.1	14.6
	8H	13.5	13.6	13.9	14.1	14.6	13.5	13.7	14.0	14.1	14.6
Variation of the observer position for the luminaire distances S											
S = 1.0H	+5.8 / -10.6					+5.6 / -13.4					
S = 1.5H	+8.6 / -11.1					+8.5 / -14.2					
S = 2.0H	+10.6 / -11.6					+10.5 / -15.0					
Standard table	BK00					BK00					
Correction Summand	-4.4					-4.4					
Corrected Glare Indices referring to 5600lm Total Luminous Flux											

The UGR values have been calculated according to CIE Publ. 117 Spacing-to-Height-Ratio = 0.25.



cd/m<sup>2</sup>  
— g = 55.0°    — g = 65.0°    — g = 75.0°