



LED Lighting Products for 2016

2016 LED 照明产品目录

Lighting You Always



website



facebook

GlacialLight, the lighting division of GlacialTech, manufactures LED lighting solutions for indoor/outdoor applications and both residential and commercial uses. As well as having a wide range of finished LED lighting products, GlacialLight also offers its clients the option of customizing products for specific needs. Please visit the company homepage at www.GlacialLight.com.

值得信赖的优良 LED 照明产品

LED 照明产品的设计基于三项核心技术，包括电源设计(LED驱动器)，机构设计(散热产品)和光学设计(照明灯具)，分别透过洋鑫科技的三大品牌 GlacialPower、GlacialTech 和 GlacialLight 得以实现。三大核心技术在手，洋鑫科技整合所有资源所需的杰出设计，和制造值得信赖的优良LED 照明产品。

Contents / 目录

<u>LED Feature Lighting /</u>	<u>情境吊灯</u>
GL-BL30	03
GL-BL50	04
GL-CFD06DA-35	04-1
<u>LED Bay Light /</u>	<u>工矿灯</u>
GL-BL60	06
GL-BL100	07
GL-BL150	08
GL-BL190	09
<u>LED Flood Light /</u>	<u>泛光灯</u>
GL-FL15 / GL-FD15	11
GL-FL15S	12
GL-FL35	13
GL-FL55	14
GL-FL100	15
GL-FL150	16
<u>LED Track Spot Light /</u>	<u>轨道灯</u>
GL-TSL30	17
<u>LED Wall-mounted luminaires /</u>	<u>户外壁挂式灯</u>
GL-WL1012P	18
<u>LED Down Light /</u>	<u>圆形平板灯</u>
GL-DLC06	20
GL-DL04	21
GL-DL06	21
GL-DL06-IP/DL06-SM	22
GL-DL08/DL08-IP	23
GL-DL08-SM	24
GL-DL10/DL10-SM.....	24
<u>LED Panel Light /</u>	<u>方形平板灯</u>
GL-PL0303-V2	26
GL-PL0606-V2	26
GL-PL0312-V2	27
GL-PL24-SM	27

02.

LED Feature Lighting

Commercial & Household Lighting 情境吊灯

GL-BL30 / GL-BL30D

GL-BL50 / GL-BL50D

CE FC IP65



GL-BL30 series



(Frosted Cover)
(Glass Lens)



High system efficacy up to 107 lm/W.
Attachment options: cable or metal pendant rod.
IP65 certified lighting fixture.
Frosted cover softens light and comes with lampshade or without for lower installations.
Glass lens cover available for direct lighting, suitable for higher installations.
Optional dimming available. (1-10V/PWM/Resistor)

高系统效能达每瓦107流明。
安装选择：钢绳或金属吊杆。
IP65防护等级。
雾面灯罩提供柔和的光源照明，可搭配灯裙和无灯裙应用。
玻璃透镜款式，适用于较高的安装。
可选调光版本。(DC 调光)

Type/ 型号	GL-BL30	GL-BL30DA
Energy Used/ 耗电量	30W	
Rated Life/ 额定寿命	30,000 Hours	
Input Voltage/ 输入电压	100-240V AC (Driver with CUL Certificate Support 277V AC for North America only)	
CCT (color)/ 颜色	3000K / 4000K / 5000K	
Luminous Flux/ 光通量	Frosted	2400 lm / 2450 lm / 2550 lm
	Glass	3050 lm / 3150 lm / 3200 lm
System Efficacy/ 系统效能	Frosted	80 lm/W / 82 lm/W / 85 lm/W
	Glass	102 lm/W 105 lm/W 107 lm/W
CRI (Minimum)/ 显色指数	80	
Beam Angle/ 光束角	Frosted	90° (with lampshade)
	Glass	70° (with lampshade)
Dimension/ 尺寸	Ø 305 x 300 mm	
IP Rating/ IP防护等级	IP65	
Operation Temperature/ 工作温度	-20°C ~ +40°C	
Net Weight/ 净重	Frosted	2.1kg (with driver & lampshade)
	Glass	2.2kg (with driver & lampshade)

Frosted Cover is default shipment, Glass Lens for optional. 标准出货为雾面灯罩，可依客户需求提供玻璃透镜

Frosted Cover / 3000K

1.0M	2046 Lx	188 cm
2.0M	422 Lx	376 cm
3.0M	176 Lx	753 cm
4.0M	96 Lx	1505 cm
5.0M	59 Lx	3010 cm

Height E Max. Diameter

Frosted Cover / 4000K

1.0M	2036 Lx	190 cm
2.0M	420 Lx	380 cm
3.0M	176 Lx	759 cm
4.0M	95 Lx	1518 cm
5.0M	59 Lx	3037 cm

Height E Max. Diameter

Frosted Cover / 5000K

1.0M	2012 Lx	188 cm
2.0M	412 Lx	376 cm
3.0M	173 Lx	753 cm
4.0M	94 Lx	1505 cm
5.0M	58 Lx	3010 cm

Height E Max. Diameter

GL-BL50 series



(Frosted Cover)
(Glass Lens)



Translucent blue trim glows when light turns on.
Attachment options: pendant rod and cables.
Frosted lighting cover provides for smoother illumination.
IP65 certified lighting fixture.
Included LED driver is IP67 and cUL certified.
Dimmable models available. (1-10V/PWM/Resistor)

灯亮起时呈现半透明蓝色光环。
安装选项：吊杆或钢绳。
雾面灯罩提供柔和的光源照明。
IP65认证的灯具；IP67和UL认证的LED驱动器。
可选调光型号。(DC 调光)

Frosted Cover is default shipment, [Glass Lens for optional](#). 标准出货为雾面灯罩·可依客户需求提供玻璃透镜

Type/ 型号	GL-BL50	GL-BL50DA
Energy Used/ 耗电量	47.5W	
Rated Life/ 额定寿命	30,000 Hours	
Input Voltage/ 输入电压	* 100-240V AC	100-240V AC
CCT (color)/ 颜色	3000K / 4000K / 5000K	
Luminous Flux/ 光通量	Frosted	4100 lm / 4200 lm / 4300 lm
	Glass	5150 lm / 5500 lm / 5600 lm
System Efficacy/ 系统效能	Frosted	86 lm/W / 88 lm/W / 91 lm/W
	Clear	108 lm/W / 116 lm/W / 118 lm/W
CRI (Minimum)/ 显色指数	80	
Beam Angle/ 光束角	Frosted	90° (with lampshade)
	Glass	70° (with lampshade)
Dimension/ 尺寸	Ø 305 x 300 mm	
IP Rating/ IP防护等级	IP65	
Operation Temperature/ 工作温度	-20°C ~ +40°C	
Net Weight/ 净重	Frosted	2.1kg (with driver & lampshade)
	Glass	2.2kg (with driver & lampshade)

* GL-BL50 (Driver with cUL Certificate Support 277V AC for North America only)

Frosted Cover / 3000K

1.0M	2791 Lx	196 cm
2.0M	617 Lx	393 cm
3.0M	261 Lx	589 cm
4.0M	143 Lx	786 cm
5.0M	90 Lx	982 cm

Height E Max. Diameter

Frosted Cover / 4000K

1.0M	3108 Lx	196 cm
2.0M	640 Lx	393 cm
3.0M	272 Lx	589 cm
4.0M	148 Lx	786 cm
5.0M	94 Lx	982 cm

Height E Max. Diameter

Frosted Cover / 5000K

1.0M	3252 Lx	191 cm
2.0M	676 Lx	382 cm
3.0M	288 Lx	574 cm
4.0M	157 Lx	765 cm
5.0M	100 Lx	957 cm

Height E Max. Diameter

LED Feature Lighting

Commercial & Household Lighting 情境吊灯

High system efficacy, up to 102 lm/W.

3 in 1 Dimmable (1-10 V, PWM, or Resistor).

30 W main light with choice of 3000K, 4000K, or 5000K color temperature.

5 W sub light strip and optional color ring in red, green, blue, purple or yellow.

Installation accessory options: Standard surface mounted, or suspension option.

Aluminum outer ring and frosted reinforced glass to prevent direct light being too sharp.

CE FC

Light in different!

Type	GL-CFD06DA-35 (Reflector)	GL-CFD06DA-35C (frosted reinforced glass)
Energy Used (Main+Sub light)	35W	
Rated Life	30,000 Hours	
Input Voltage	100-240V AC (Driver with CUL Certificate Support 277V AC for North America only)	
Dimming Control (3 in 1)	1-10V, 10V PWM, Resistance/Potentiometer	
Color Ring	6000K (default); Red, Green, Blue, Purple, Yellow (optional)	
Energy Used (Main light CoB)	30W	
CGT (color)	3000K / 4000K / 5000K	
Luminous Flux	Reflector	2800 lm / 3050 lm / 3050 lm
	<i>frosted reinforced glass</i>	<i>2250 lm / 2450 lm / 2450 lm</i>
System Efficacy	Reflector	93 lm/W / 102 lm/W / 102 lm/W
	<i>frosted reinforced glass</i>	<i>75 lm/W / 82 lm/W / 82 lm/W</i>
CRI (Minimum)	80	
Beam Angle	40° (Reflector) / 45° (<i>frosted reinforced glass</i>)	
Dimension	Ø 150 x 220 mm	
IP Rating	IP20	
Operation Temperature	-20°C ~ +40°C	
Net Weight	1.7kg (Reflector) / <i>1.9 kg (frosted reinforced glass)</i>	

LED Bay Light

High Performance Indoor and Outdoor Lighting 工矿灯

GL-BL60 / GL-BL60D

GL-BL100

GL-BL150

GL-BL190

CE FC IP66



GL-BL60 series



GL-BL60 gimbal mount Bay Light to be adjusted 360° horizontally or 180° vertically.

High system efficacy up to 116 lm/W.

GL-BL60 can be mounted to a ceiling, on a wall or ground surfaces, and suspended with a chain.

It can operate at ambient temperatures from -40°C ~ +50°C.

IP66 certified.

Optional dimming available. (1-10V/PWM/Resistor)

GL-BL60可旋转工矿灯其支架具有360度水平轴旋转和180度灯具垂直旋转的功能。

高系统效能达每瓦116流明。

可吸顶方式安装在天花板上·锁在墙壁或地面上·和搭配吊炼悬吊方式。

可于环境温度介于负40°C至正50°C之间操作。

IP66防护等级。

可选调光型号。(DC 调光)

CE FC IP66 LM79

-40°C Test Approved 通过-40°C低温测试

Type/ 型号	GL-BL60	GL-BL60DA
Energy Used/ 耗电量	54W	
Rated Life/ 额定寿命	30,000 Hours	
Input Voltage/ 输入电压	* 100-240V AC	100-240V AC
CCT (color)/ 颜色	3000K / 4000K / 5000K	
Luminous Flux/ 光通量	5900 lm / 6150 lm / 6250 lm	
System Efficacy/ 系统效能	109 lm/W / 114 lm/W / 116 lm/W	
CRI (Minimum)/ 显色指数	80	
Beam Angle/ 光束角	70° / 120° (with lampshade)	
Dimension/ 尺寸	Adjustable height Ø197 x 192 mm ~ Ø197 x 252 mm	
IP Rating/ IP防护等级	IP66	
Operation Temperature/ 工作温度	-40°C ~ +50°C	
Net Weight/ 净重	2.0 kg (with driver & lampshade)	

*GL-BL60 (Driver with cUL Certificate Support 277V AC for North America only)

70°/3000K

1.0M	7220 Lx	133 cm
2.0M	1609 Lx	267 cm
3.0M	688 Lx	400 cm
4.0M	380 Lx	534 cm
5.0M	240 Lx	668 cm

Height E Max.

Diameter

70°/4000K

1.0M	7450 Lx	134 cm
2.0M	1658 Lx	269 cm
3.0M	710 Lx	404 cm
4.0M	393 Lx	539 cm
5.0M	247 Lx	674 cm

Height E Max.

Diameter

70°/5000K

1.0M	7525 Lx	134 cm
2.0M	1660 Lx	269 cm
3.0M	703 Lx	404 cm
4.0M	393 Lx	539 cm
5.0M	249 Lx	674 cm

Height E Max.

Diameter

GL-BL100 series



Highly efficient Metal-Halide replacement at 113 lm/W.
 10,000 lumen output for high bay lighting and outdoor lighting.
 IP66 rated rugged for outdoor use.
 70° Lens standard for spot lighting.
 120° Lens available for flood lighting and area illumination.
 Lampshades available for 60° and 120°. (optional accessory)
 Outdoor-ready rotating mounting bracket available. (optional accessory)
 With Unified Glare Rating (UGR) under 19.
 Lux enhancer focuses the light output to narrow beam angle to light longer distance. (optional accessory)

高系统效能达每瓦113流明适合取代金属卤化物灯。
 输出高达1万流明值以上。

拥有IP66防护等级可应用于户外照明。

标准品70度光束角适用于投射灯应用。

提供120度光束角选择·适用于泛光灯和区域照明应用。

提供选配60度和120度灯罩。

提供支架安装可应用于户外投射照明。

提供选配的照度增强器可以将出光的角度缩小, 将光聚焦投射至更远的地方. 加强中心的照度。

CE FC IP66 LM79

Type/ 型号	GL-BL100	
Energy Used/ 耗电量	96W	
Rated Life/ 额定寿命	30,000 Hours	
Input Voltage/ 输入电压	100-240V AC (Driver with CUL Certificate Support 277V AC for North America only)	
CCT (color)/ 颜色	3000K / 4000K / 5000K	
Luminous Flux/ 光通量	70°	10000 lm / 10500 lm / 10700 lm
	120°	10000 lm / 10700 lm / 10800 lm
System Efficacy/ 系统效能	70°	104 lm/W / 109 lm/W / 111 lm/W
	120°	104 lm/W / 111 lm/W / 113 lm/W
CRI (Minimum)/ 显色指数	80	
Beam Angle/ 光束角	70° / 120°	
Dimension/ 尺寸	Ø 280 x 242 mm (70°) / Ø 280 x 230 mm (120°)	
IP Rating/ IP防护等级	IP66	
Operation Temperature/ 工作温度	-40°C ~ +50°C (-40°C Only Support for 200~240V AC Input Voltage)	
Net Weight/ 净重	3.1 kg (without lampshade)	

-40°C Test Approved 通过-40°C低温测试

70°/ 3000K

1.0M	12609 Lx	133 cm
2.0M	2644 Lx	267 cm
3.0M	1113 Lx	400 cm
4.0M	610 Lx	534 cm
5.0M	382 Lx	668 cm
Height	E Max.	Diameter

70°/ 4000K

1.0M	10570 Lx	133 cm
2.0M	2523 Lx	267 cm
3.0M	1104 Lx	400 cm
4.0M	616 Lx	534 cm
5.0M	392 Lx	668 cm
Height	E Max.	Diameter

70°/ 5000K

1.0M	12274 Lx	128 cm
2.0M	2792 Lx	257 cm
3.0M	1196 Lx	385 cm
4.0M	661 Lx	514 cm
5.0M	419 Lx	643 cm
Height	E Max.	Diameter

GL-BL150 series



High system efficacy up to 111 lm/W.

16,300 lumen output for high bay lighting and outdoor lighting.

IP66 rated rugged for outdoor use.

60° Lens standard for bay lighting.

120° Lens available for flood lighting and area illumination.

Lampshades available for 60 degree and 120 degree. (optional accessory)

Outdoor-ready rotating mounting bracket available. (optional accessory)

Lux enhancer focuses the light output to narrow beam angle to light longer distance. (optional accessory)

高系统效能达每瓦111流明。

16,300流明输出适用于工矿灯和户外灯照明。

IP66防护等级设计。

60度光束角适用于工矿灯。

120度光束角选择 · 适用于泛光灯和区域照明应用。

提供60度和120度灯罩(可选配件)。

提供支架安装可应用于户外投射照明(可选配件)。

提供选配的照度增强器可以将出光的角度缩小, 将光聚焦投射至更远的地方, 加强中心的照度。

CE FC IP66 LM79

Type/ 型号	GL-BL150	
Energy Used/ 耗电量	147W	
Rated Life/ 额定寿命	30,000 Hours	
Input Voltage/ 输入电压	100-240V AC	
CCT (color)/ 颜色	3000K / 4000K / 5000K	
Luminous Flux/ 光通量	60°	14700 lm / 15800 lm / 16200 lm
	120°	14800 lm / 15900 lm / 16300 lm
System Efficacy/ 系统效能	60°	100 lm/W / 107 lm/W / 110 lm/W
	120°	101 lm/W / 108 lm/W / 111 lm/W
CRI (Minimum)/ 显色指数	80	
Beam Angle/ 光束角	60° / 120°	
Dimension/ 尺寸	Ø 280 x 280 mm (60°) / Ø 280 x 268 mm (120°)	
IP Rating/ IP防护等级	IP66	
Operation Temperature/ 工作温度	-40°C ~ +50°C	
Net Weight/ 净重	3.6 kg (without lampshade)	

-40°C Test Approved 通过-40°C低温测试

60°/ 3000K

1.0M	18121 Lx	117 cm
2.0M	4276 Lx	235 cm
3.0M	1865 Lx	353 cm
4.0M	1037 Lx	471 cm
5.0M	655 Lx	589 cm

Height E Max.

Diameter

60°/ 4000K

1.0M	20681 Lx	117 cm
2.0M	4918 Lx	235 cm
3.0M	2129 Lx	353 cm
4.0M	1189 Lx	471 cm
5.0M	755 Lx	589 cm

Height E Max.

Diameter

60°/ 5000K

1.0M	20317 Lx	117 cm
2.0M	4787 Lx	235 cm
3.0M	2092 Lx	353 cm
4.0M	1156 Lx	471 cm
5.0M	742 Lx	589 cm

Height E Max.

Diameter

GL-BL190 series



Highly efficient Metal-Halide replacement at 124 lm/W.
 23,000 lumen output for high bay lighting and outdoor lighting.
 IP66 rated rugged for outdoor use.
 70 degree Lens standard for spot lighting.
 120 degree Lens available for flood lighting and area illumination.
 Lampshades available for 60 degree and 120 degree. (optional accessory)
 Outdoor-ready rotating mounting bracket available. (optional accessory)

高系统效能达每瓦124流明适合取代金属卤化物灯。
 输出高达23,000流明值。
 拥有IP66防护等级可应用于户外照明。
 标准品70度光束角适用于投射灯应用。
 提供120度光束角选择·适用于泛光灯和区域照明应用。
 提供选配60度和120度灯罩。
 提供支架安装可应用于户外投射照明。

CE FC IP66 LM79

Type/ 型号	GL-BL190
Energy Used/ 耗电量	185W
Rated Life/ 额定寿命	30,000 Hours
Input Voltage/ 输入电压	100-240V AC Support 277V AC for North America only *(Note 1)
CCT (color)/ 颜色	3000K / 4000K / 5000K
Luminous Flux / 光通量	21400 lm / 22200 lm / 23000 lm
System Efficacy/ 系统效能	116 lm/W / 120 lm/W / 124 lm/W
CRI (Minimum)/ 显色指数	80
Beam Angle/ 光束角	70° / 120°
Dimension/ 尺寸	267 x 210 x 350 mm
IP Rating/ IP防护等级	IP66
Operation Temperature/ 工作温度	-40°C ~ +50°C *(Note 2)
*Note 1: Input Voltage Range (90-295V AC)	
*Note 2: -40°C ~ -20°C (Support for 200-240V AC Input Voltage)	

-40°C Test Approved 通过-40°C低温测试

70°/ 3000K

1.0M	20660 Lx	142 cm
2.0M	4970 Lx	285 cm
3.0M	2177 Lx	427 cm
4.0M	1215 Lx	570 cm
5.0M	772 Lx	713 cm
Height	E Max.	Diameter

70°/ 4000K

1.0M	21282 Lx	142 cm
2.0M	5083 Lx	285 cm
3.0M	2234 Lx	427 cm
4.0M	1241 Lx	570 cm
5.0M	791 Lx	713 cm
Height	E Max.	Diameter

70°/ 5000K

1.0M	22443 Lx	143 cm
2.0M	5226 Lx	287 cm
3.0M	2260 Lx	431 cm
4.0M	1263 Lx	575 cm
5.0M	806 Lx	719 cm
Height	E Max.	Diameter

LED Flood Light

Highly Efficient 15W ~ 150W Outdoor Flood Lights 泛光灯

GL-FL15 / GL-FD15

GL-FL15S

GL-FL35

GL-FL55

GL-FL100

GL-FL150

CE FC IP66



GL-FL15 series

High system efficacy up to 115 lm/W.
 Stainless steel outdoor-ready mounting bracket features 360 degrees of adjustment vertically.
 Corrosion-resistant aluminum Outdoor Stake Light Bracket.
 60 degree beam angle available, 40 and 120 degree beam angle are optional.
 IP66 rated rugged for outdoor use.
 Wide operating temperature range from -40°C to +50°C.

高系统效能达每瓦115流明。
 不锈钢户外安装支架可360度旋转调整。
 耐腐蚀铝压铸户外插地拔支架。
 标准60度光束角·另提供40度和120度可选。
 IP66防护等级设计。
 广泛工作温度范围·从-40°C 至 +50°C。

CE FC IP66 LM79

Type/ 型号	GL-FL15	GL-FD15
Energy Used/ 耗电量	15W	
Rated Life/ 额定寿命	30,000 Hours	
Input Voltage/ 输入电压	100-240V AC	11-15V DC / 22-30V DC
CCT (color)/ 颜色	3000K / 4000K / 5000K	
Luminous Flux/ 光通量	1570 lm / 1650 lm / 1730 lm	
System Efficacy/ 系统效能	105 lm/W / 110 lm/W / 115 lm/W	
CRI (Minimum)/ 显色指数	80	
Beam Angle/ 光束角	40° / 60° / 120°	
Dimension/ 尺寸	125 x 125 x 88.4 mm	
IP Rating/ IP防护等级	IP66	
Operation Temperature/ 工作温度	-40°C ~ +50°C	
Net Weight/ 净重	1.2 kg (GL-FL15) / 950 g (GL-FD15)	

-40°C Test Approved 通过-40°C低温测试

60°/ 3000K

1.0M	2600 Lx	101 cm
2.0M	575 Lx	203 cm
3.0M	246 Lx	305 cm
4.0M	135 Lx	407 cm
5.0M	86 Lx	509 cm

Height E Max.

Diameter

60°/ 4000K

1.0M	2602 Lx	104 cm
2.0M	571 Lx	208 cm
3.0M	244 Lx	312 cm
4.0M	134 Lx	416 cm
5.0M	85 Lx	520 cm

Height E Max.

Diameter

60°/ 5000K

1.0M	2775 Lx	104 cm
2.0M	604 Lx	208 cm
3.0M	259 Lx	312 cm
4.0M	145 Lx	416 cm
5.0M	90 Lx	520 cm

Height E Max.

Diameter

GL-FL15S series



High system efficacy of up to 108 lm/W.

An optional PIR sensor detects motion over a 180° field of view. Stainless steel outdoor-ready mounting bracket features 360° of adjustment vertically.

60° beam angle available, 40° and 120° beam angle are optional. The lighting fixture can be installed outdoor (roof), corridors or under the shelter.

Wide operating temperature range from -20°C to +40°C

高系统效能达每瓦108流明。

红外线感应器 (PIR) 可侦测到180度视线范围的动作。

不锈钢户外安装支架可360度旋转调整。

标准60度光束角·另提供40度和120度可选。

IP54防护等级设计。

广泛工作温度范围·从-20°C 至 +40°C。

CE FC IP54

Type/ 型号	GL-FL15S
Energy Used/ 耗电量	16W
Rated Life/ 额定寿命	30,000 Hours
Input Voltage/ 输入电压	100-240V AC
CCT (color)/ 颜色	3000K / 4000K / 5000K
Luminous Flux/ 光通量	1570 lm / 1650 lm / 1730 lm
System Efficacy/ 系统效能	98 lm/W / 103 lm/W / 108 lm/W
CRI (Minimum)/ 显色指数	80
Beam Angle/ 光束角	40° / 60° / 120°
Dimension/ 尺寸	125 x 173 x 110 mm
IP Rating/ IP防护等级	IP54
Operation Temperature/ 工作温度	-20°C ~ +40°C
Net Weight/ 净重	1.3 kg

60°/3000K

1.0M	2600 Lx	101 cm
2.0M	575 Lx	203 cm
3.0M	246 Lx	305 cm
4.0M	135 Lx	407 cm
5.0M	86 Lx	509 cm

Height E Max.

Diameter

60°/4000K

1.0M	2602 Lx	104 cm
2.0M	571 Lx	208 cm
3.0M	244 Lx	312 cm
4.0M	134 Lx	416 cm
5.0M	85 Lx	520 cm

Height E Max.

Diameter

60°/5000K

1.0M	2775 Lx	104 cm
2.0M	604 Lx	208 cm
3.0M	259 Lx	312 cm
4.0M	145 Lx	416 cm
5.0M	90 Lx	520 cm

Height E Max.

Diameter

GL-FL35 series



High system efficacy up to 108 lm/W.
 Stainless steel outdoor-ready mounting bracket features 360° of adjustment vertically.
 Corrosion-resistant aluminum Outdoor Stake Light Bracket.
 60° beam angle available, 40° and 120° beam angle are optional.
 IP66 rated rugged for outdoor use.
 Wide operating temperature range from -40°C to +45°C.

高系统效能达每瓦108流明。
 不锈钢户外安装支架可360度旋转调整。
 耐腐蚀铝压铸户外插地拔支架。
 标准60度光束角·另提供40度和120度可选。
 IP66防护等级设计。
 广泛工作温度范围·从-40°C至+45°C。

CE FC IP66 LM79

Type/ 型号	GL-FL35
Energy Used/ 耗电量	35W
Rated Life/ 额定寿命	30,000 Hours
Input Voltage/ 输入电压	100-240V AC
CCT (color)/ 颜色	3000K / 4000K / 5000K
Luminous Flux/ 光通量	3490 lm / 3680 lm / 3780 lm
System Efficacy/ 系统效能	100 lm/W / 105 lm/W / 108 lm/W
CRI (Minimum)/ 显色指数	80
Beam Angle/ 光束角	40° / 60° / 120°
Dimension/ 尺寸	125 x 125 x 88.4 mm
IP Rating/ IP防护等级	IP66
Operation Temperature/ 工作温度	-40°C ~ +45°C (GL-FL35 can operate in temperatures as low as -40°C.)
Net Weight/ 净重	1.4 kg

-40°C Test Approved 通过-40°C低温测试

60°/ 3000K

1.0M	5404 Lx	106 cm
2.0M	1203 Lx	212 cm
3.0M	507 Lx	319 cm
4.0M	279 Lx	425 cm
5.0M	175 Lx	531 cm

Height E Max. Diameter

60°/ 4000K

1.0M	5888 Lx	106 cm
2.0M	1301 Lx	212 cm
3.0M	553 Lx	319 cm
4.0M	303 Lx	425 cm
5.0M	194 Lx	531 cm

Height E Max. Diameter

60°/ 5000K

1.0M	5716 Lx	108 cm
2.0M	1258 Lx	217 cm
3.0M	533 Lx	325 cm
4.0M	294 Lx	434 cm
5.0M	185 Lx	542 cm

Height E Max. Diameter

GL-FL55 series



High system efficacy of up to 120 lm/W.
Stainless Steel Outdoor-ready mounting bracket features 360° of adjustment vertically.
60° and 120° beam angle available.
IP66 rated rugged for outdoor use.
Wide operating temperature range from -40°C to +50°C.

高系统效能达每瓦120流明。
不锈钢户外安装支架可360度旋转调整。
60度和120度光束角可选。
IP66防护等级设计。
工作温度范围广·从-40°C至+50°C。

CE FC IP66 LM79

Type/ 型号	GL-FL55
Energy Used/ 耗电量	55W
Rated Life/ 额定寿命	30,000 Hours
Input Voltage/ 输入电压	100-240V AC
CCT (color)/ 颜色	3000K / 4000K / 5000K
Luminous Flux / 光通量	5900 lm / 6250 lm / 6600 lm
System Efficacy/ 系统效能	107 lm/W / 114 lm/W / 120 lm/W
CRI (Minimum)/ 显色指数	80
Beam Angle/ 光束角	60° / 120°
Dimension/ 尺寸	246 x 160 x 220 mm
IP Rating/ IP防护等级	IP66
Operation Temperature/ 工作温度	-40°C ~ +50°C (-40°C Only support for 200~240V AC Input Voltage)
Net Weight/ 净重	3 kg

60°/3000K

1.0M	9804 Lx	114 cm
2.0M	2122 Lx	228 cm
3.0M	894 Lx	342 cm
4.0M	497 Lx	457 cm
5.0M	313 Lx	571 cm

Height E Max. Diameter

60°/4000K

1.0M	10344 Lx	115 cm
2.0M	2230 Lx	230 cm
3.0M	944 Lx	346 cm
4.0M	523 Lx	461 cm
5.0M	328 Lx	577 cm

Height E Max. Diameter

60°/5000K

1.0M	10044 Lx	117 cm
2.0M	2271 Lx	233 cm
3.0M	985 Lx	350 cm
4.0M	540 Lx	467 cm
5.0M	345 Lx	583 cm

Height E Max. Diameter

GL-FL100 series



Highly efficient Metal-Halide replacement at 113 lm/W.
Stainless Steel Outdoor-ready Mount features 360° of vertical adjustment.

10,800 lumen output for powerful outdoor lighting.
70° and 120° beam angle.

IP66 rated rugged for outdoor use with waterproof power connector.
Wide operating temperature range from -40°C to +50°C.

高系统效能达每瓦113流明适合取代金属卤化物灯。

不锈钢户外安装支架可360度调整角度。

输出高达10,800流明值以上适用于户外照明。

70度与120度光束角。

IP66防护等级并拥有防水电源接头。

工作环境温度范围于-40°C至+50°C。

CE FC IP66 LM79

Type/ 型号	GL-FL100	
Energy Used/ 耗电量	96W	
Rated Life/ 额定寿命	30,000 Hours	
Input Voltage/ 输入电压	100-240V AC (Driver with CUL Certificate Support 277V AC for North America only)	
CCT (color)/ 颜色	3000K / 4000K / 5000K	
Luminous Flux / 光通量	70°	10000 lm / 10500 lm / 10700 lm
	120°	10000 lm / 10700 lm / 10800 lm
System Efficacy / 系统效能	70°	104 lm/W / 109 lm/W / 111 lm/W
	120°	104 lm/W / 111 lm/W / 113 lm/W
CRI (Minimum)/ 显色指数	80	
Beam Angle/ 光束角	70° / 120°	
Dimension/ 尺寸	283 x 160 x 248 mm	
IP Rating/ IP防护等级	IP66	
Operation Temperature/ 工作温度	-40°C ~ +50°C (-40°C Only Support for 200~240V AC Input Voltage)	
Net Weight/ 净重	4 kg	

70°/ 3000K

1.0M	12609 Lx	133 cm
2.0M	2644 Lx	267 cm
3.0M	1113 Lx	400 cm
4.0M	610 Lx	534 cm
5.0M	382 Lx	668 cm

Height E Max.

Diameter

70°/ 4000K

1.0M	10570 Lx	133 cm
2.0M	2523 Lx	267 cm
3.0M	1104 Lx	400 cm
4.0M	616 Lx	534 cm
5.0M	392 Lx	668 cm

Height E Max.

Diameter

70°/ 5000K

1.0M	12274 Lx	128 cm
2.0M	2792 Lx	257 cm
3.0M	1196 Lx	385 cm
4.0M	661 Lx	514 cm
5.0M	419 Lx	643 cm

Height E Max.

Diameter

GL-FL150 series



High system efficacy up to 111 lm/W.
 Stainless steel outdoor-ready mounting bracket features 360° of adjustment vertically.
 Corrosion-resistant aluminum Outdoor Stake Light Bracket.
 60° and 120° beam angle available.
 IP66 rated rugged for outdoor use.
 Wide operating temperature range from -40°C to +50°C.

高系统效能达每瓦111流明。
 不锈钢户外安装支架可360度垂直旋转调整。
 耐腐蚀铝压铸户外插地拔支架。
 60度和120度光束角可选。
 IP66防护等级设计。
 广泛工作温度范围·从-40°C至+50°C。

CE FC IP66 LM79

Type/ 型号	GL-FL150	
Energy Used/ 耗电量	147W	
Rated Life/ 额定寿命	30,000 Hours	
Input Voltage/ 输入电压	100-240V AC	
CCT (color)/ 颜色	3000K / 4000K / 5000K	
Luminous Flux / 光通量	60°	14700 lm / 15800 lm / 16200 lm
	120°	14800 lm / 15900 lm / 16300 lm
System Efficacy/ 系统效能	60°	100 lm/W / 107 lm/W / 110 lm/W
	120°	101 lm/W / 108 lm/W / 111 lm/W
CRI (Minimum)/ 显色指数	80	
Beam Angle/ 光束角	60° / 120°	
Dimension/ 尺寸	286 x 229 x 248 mm	
IP Rating/ IP防护等级	IP66	
Operation Temperature/ 工作温度	-40°C ~ +50°C (-40°C~ -20°C Only support for 200~240V AC Input Voltage)	
Net Weight/ 净重	5.25 kg	

-40°C Test Approved 通过-40°C低温测试

60°/ 3000K

1.0M	23160 Lx	115 cm
2.0M	4973 Lx	230 cm
3.0M	2101 Lx	346 cm
4.0M	1155 Lx	461 cm
5.0M	725 Lx	577 cm

Height E Max. Diameter

60°/ 4000K

1.0M	26229 Lx	112 cm
2.0M	5554 Lx	224 cm
3.0M	2364 Lx	336 cm
4.0M	1293 Lx	448 cm
5.0M	815 Lx	560 cm

Height E Max. Diameter

60°/ 5000K

1.0M	24312 Lx	115 cm
2.0M	5291 Lx	230 cm
3.0M	2223 Lx	346 cm
4.0M	1234 Lx	461 cm
5.0M	773 Lx	577 cm

Height E Max. Diameter

LED Track Spot Light

Energy-Efficient, Up to 2800 lumens using just 30W 轨道灯

Can rotate 360° horizontally and 90° vertically.
Up to 2800 lumens using just 30W.
Efficient cold forged thermal design.
Free of projected heat and UV radiation.
Surface mount and pendant rod versions also available.
CRI 80 standard for accurate color rendering and CRI 90 or 95 models available.
Dimming available on surface and pendant mount models.
Compatible with 3 circuit lighting tracks.

灯具可360度水平旋转·90度垂直旋转。
仅使用30W可高达2800流明。
使用高效能冷锻散热设计。
无紫外线或红外线辐射。
可选吸顶安装和悬吊杆安装。
CRI 80能呈现真实色彩与质感·亦可提供更高CRI 90
和95选择。
吸顶安装和悬吊杆安装提供调光功能。
可兼容三回路的轨道照明。



Type/ 型号	GL-TSL30	GL-TSL30DA
Energy Used/ 耗电量	30W	
Rated Life/ 额定寿命	30,000 Hours	
Input Voltage/ 输入电压	100-240V AC (Driver with CUL Certificate Support 277V AC for North America only)	
CCT (color)/ 颜色	3000K / 4000K / 5000K	
Luminous Flux / 光通量	2600 lm / 2750 lm / 2800 lm	
System Efficacy/ 系统效能	87 lm/W / 92 lm/W / 93 lm/W	
CRI (Minimum)/ 显色指数	80	
Beam Angle/ 光束角	20° / 38°	
Dimension/ 尺寸	Type A	235 x 210 x 95 mm (Track)
	Type B	Ø 132 x 252 mm (Surface mount)
	Type C	Ø 132 x 526 mm (Pendant rod)
Operation Temperature/ 工作温度	-20°C ~ +40°C	
Net Weight/ 净重	1.25 kg (with driver)	

LED Wall-mounted luminaires

For parks, verandas, walls and roof edges 户外壁挂式灯

For outdoor applications.
Standard and PIR sensor versions.
11.5 to 12.5W energy consumption.
LED driver with PFC function.
Wall mounting and ceiling fixing options.
Minimalistic, single-unit design.
High temperature resistant.
Polycarbonate casing protects from UV radiation.
Colored filter visual effect for atmospheric effect.
IP54 and IP65 certified.
No UV or IR radiation.

适用于室外。
标准版本和红外线自动探测版本。
11.5到12.5瓦耗电量。
LED驱动器具有PFC功能。
壁挂式和吸顶式安装方式。
简约外形和一体成型设计。
灯罩使用防紫外线和耐高温的PC材质。
具备间接扩散的背光效果。
IP54与IP65防护等级。
无紫外线或红外线辐射。



Type/ 型号	GL-WL1012P	GL-WL1012P-SL GL-WL1012P-SH
Energy Used/ 耗电量	11.5W	12.5W
Rated Life/ 额定寿命	30,000 Hours	
Input Voltage/ 输入电压	100-240V AC	100-120V AC (WL1012P-SL) 200-240V AC (WL1012P-SH)
CCT (color)/ 颜色	3000 / 4000 / 5700K	
Luminous Flux/ 光通量	580 / 630 / 630 lm	
System Efficacy/ 系统效能	50 / 55 / 55 lm/W	
CRI (Minimum)/ 显色指数	80	
Beam Angle/ 光束角	105°	
Dimension/ 尺寸	Ø 252 x 96 mm	Ø 252 x 105 mm
IP Rating/ IP防护等级	IP65	IP54
Operation Temperature/ 工作温度	-20°C ~ +40°C	
Net Weight/ 净重	1.2 kg	1.25 kg

LED Down Light

4 to 10 inches full range of recessed and surface mounted

圆形平板灯

Recessed 嵌入式

GL-DL04 /GL-DL06 /GL-DL08 /GL-DL10

Surface Mounted 明装式

GL-DL06-SM /GL-DL08-SM /GL-DL10-SM

CoB LED Down Light (Recessed) CoB 嵌入式

GL-DLC06-15 /GL-DLC06-35

CE FC



GL-DLC06 series



6" recessed CoB down light.

Comes in 15W(1600lm-1720lm) and 35W(3500lm-3800lm) versions.

Dimming option available. (0-10V/PWM/Resistor)

100+Lumen/W lighting performance.

New DC power plug design simplifies installation.

Cold forged heatsink is small yet achieves strong thermal performance.

6吋CoB嵌入式筒灯

提供15W(1600-1720流明)和35W(3500-3800流明)版本。

三合一调光版本可选。(0-10V/PWM/Resistor)

高达每瓦流明100以上。

新型直流电源接头方便安装。

采用冷锻散热设计提升效能。

CE FC LM79

Type/ 型号	GL-DLC06-15 GL-DLC06DA-15	GL-DLC06-35 GL-DLC06DA-35
Energy Used/ 耗电量	15W	35W
Rated Life/ 额定寿命	30,000 Hours	
Input Voltage/ 输入电压	100-240V AC	* 100-240V AC
CCT (color)/ 颜色	3000 / 4000 / 5000K	3000 / 4000 / 5000K
Luminous Flux / 光通量	1600 / 1700 / 1720 lm	3500 / 3700 / 3800 lm
System Efficacy/ 系统效能	107 / 113 / 115 lm/W	100 / 106 / 109 lm/W
CRI (Minimum)/ 显色指数	80	
Beam Angle/ 光束角	90° (Reflector)	
Dimension/ 尺寸	Ø 175 x 100mm	
IP Rating/ IP防护等级	IP40	
Operation Temperature/ 工作温度	-20°C ~ +40°C	
Net Weight/ 净重	850 g (with driver)	1050 g (with driver)
Fixture Hole/ 挖洞尺寸	Ø 140~150 mm	

* GL-DLC06(DA)-35 (Driver with cUL Certificate Support 277V AC for North America only)

DLC06-35/ 3000K

1.0M	2388 Lx	198 cm
2.0M	536 Lx	396 cm
3.0M	228 Lx	594 cm
4.0M	126 Lx	793 cm
5.0M	79 Lx	991 cm

Height E Max. Diameter

DLC06-35/ 4000K

1.0M	2544 Lx	198 cm
2.0M	566 Lx	396 cm
3.0M	242 Lx	594 cm
4.0M	133 Lx	793 cm
5.0M	85 Lx	991 cm

Height E Max. Diameter

DLC06-35/ 5000K

1.0M	2609 Lx	200 cm
2.0M	584 Lx	400 cm
3.0M	248 Lx	600 cm
4.0M	138 Lx	800 cm
5.0M	87 Lx	1000 cm

Height E Max. Diameter



GL-DL04 series

Non-dimmable, AC-TRIAC dimmable and 3-in-1 dimmable options.
Directly compatible with 12V and 24V solar panels.(DC Type)

无调光、AC-TRIAC调光以及三合一调光(1-10V/PWM/Resistor).
相兼容于 12V 和 24V 太阳能电池板.(DC型号)



Type/ 型号	GL-DL04	GL-DL04DA	GL-DL04DL GL-DL04DH	GL-DL04LD
Energy Used/ 耗电量	7.5W			
Rated Life/ 额定寿命	30,000 Hours			
Input Voltage/ 输入电压	100-240V AC	100-240V AC	100-120V AC(DL) 200-240V AC(DH)	11-15V DC 22-30V DC
CCT (color)/ 颜色	3000 / 4000 / 6000K			
Luminous Flux/ 光通量	530 / 550 / 580 lm			
System Efficacy/ 系统效能	71 / 73 / 77 lm/W			
CRI (Minimum)/ 显色指数	80			
Beam Angle/ 光束角	110°			
Dimension/ 尺寸	Ø 114 x 13 mm			
Fixture Hole/ 挖洞尺寸	Ø 100 mm			



GL-DL06 series

Non-dimmable, AC-TRIAC dimmable and 3-in-1 dimmable options.
Directly compatible with 12V and 24V solar panels.(DC Type)

无调光、AC-TRIAC调光以及三合一调光(1-10V/PWM/Resistor).
相兼容于 12V 和 24V 太阳能电池板.(DC型号)



Type/ 型号	GL-DL06	GL-DL06DA	GL-DL06DL GL-DL06DH	GL-DL06LD
Energy Used/ 耗电量	10.9W	10.9W	10.9W	10.5W
Rated Life/ 额定寿命	30,000 Hours			
Input Voltage/ 输入电压	* 100-240V AC	100-240V AC	100-120V AC(DL) 200-240V AC(DH)	11-15V DC 22-30V DC
CCT (color)/ 颜色	3000 / 4000 / 6000K			3000 / 4000 / 6000K
Luminous Flux/ 光通量	900 / 920 / 980 lm			900 / 920 / 980 lm
System Efficacy/ 系统效能	83 / 84 / 90 lm/W			86 / 88 / 93 lm/W
CRI (Minimum)/ 显色指数	80			
Beam Angle/ 光束角	110°			
Dimension/ 尺寸	Ø 180 x 13 mm			
Fixture Hole/ 挖洞尺寸	Ø 165 mm			

* (Driver with cUL Certificate)



6"

GL-DL06-IP series

For indoor or sheltered outdoor ceiling lighting applications.
Non-dimmable, AC-TRIAC dimmable and 3-in-1 dimmable options.
Directly compatible with 12V and 24V solar panels.(DC Type)

提供室内或有遮蔽的户外天花板照明应用。

无调光、AC-TRIAC调光以及三合一调光(1-10V/PWM/Resistor)。

相兼容于 12V 和 24V 太阳能电池板。(DC型号)

CE FC IP54

Type/ 型号	GL-DL06-IP	GL-DL06DA-IP	GL-DL06DL-IP GL-DL06DH-IP	GL-DL06LD-IP
Energy Used/ 耗电量	10.8W	10.8W	10.8W	10.5W
Rated Life/ 额定寿命	30,000 Hours			
Input Voltage/ 输入电压	* 100-240V AC	100-240V AC	100-120V AC(DL) 200-240V AC(DH)	11-15V DC 22-30V DC
CCT (color)/ 颜色	3000 / 4000 / 6000K			3000 / 4000 / 6000K
Luminous Flux/ 光通量	800 / 820 / 890 lm			800 / 820 / 890 lm
System Efficacy/ 系统效能	74 / 76 / 82 lm/W			76 / 78 / 85 lm/W
CRI (Minimum)/ 显色指数	80			
Beam Angle/ 光束角	110°			
Dimension/ 尺寸	Ø 161 x 20 mm			
Fixture Hole/ 挖洞尺寸	Ø 152 mm			

* (Driver with cUL Certificate)



6"

GL-DL06-SM series

Can be mounted on nearly any surface: wall or ceiling.
Non-dimmable, AC-TRIAC dimmable and 3-in-1 dimmable options.
DC Models compatible with 11-15V, 22-30V DC.

可以几乎安装在任何材质表面的天花板或墙壁。

无调光、AC-TRIAC调光以及三合一调光(1-10V/PWM/Resistor)。

相兼容于 12V 和 24V 太阳能电池板。(DC型号)

CE FC IP40

Type/ 型号	GL-DL06-SM	GL-DL06DA-SM	GL-DL06DL-SM GL-DL06DH-SM	GL-DL06LD-SM
Energy Used/ 耗电量	10.9W	10.9W	10.9W	10.5W
Rated Life/ 额定寿命	30,000 Hours			
Input Voltage/ 输入电压	* 100-240V AC	100-240V AC	100-120V AC(DL) 200-240V AC(DH)	11-15V DC 22-30V DC
CCT (color)/ 颜色	3000 / 4000 / 6000K			3000 / 4000 / 6000K
Luminous Flux/ 光通量	900 / 920 / 980 lm			900 / 920 / 980 lm
System Efficacy/ 系统效能	83 / 84 / 90 lm/W			86 / 88 / 93 lm/W
CRI (Minimum)/ 显色指数	80			
Beam Angle/ 光束角	110°			
Dimension/ 尺寸	Ø 180 x 40 mm			

* (Driver with cUL Certificate)



GL-DL08 series

Non-dimmable and 3-in-1 dimmable options.
Directly compatible with 12V and 24V solar panels.(DC Type)

无调光以及三合一调光(1-10V/PWM/Resistor).
相兼容于 12V 和 24V 太阳能电池板.(DC型号)



Type/ 型号	GL-DL08	GL-DL08DA	GL-DL08LD
Energy Used/ 耗电量	17.3W	17.3W	16.5W
Rated Life/ 额定寿命	30,000 Hours		
Input Voltage/ 输入电压	* 100-240V AC	100-240V AC	11-15V DC 22-30V DC
CCT (color)/ 颜色	3000 / 4000 / 6000K		3000/4000/ 6000K
Luminous Flux / 光通量	1430 / 1460 / 1600 lm		1430/1460/ 1600 lm
System Efficacy/ 系统效能	83 / 84 / 92 lm/W		87 / 88 / 97 lm/W
CRI (Minimum)/ 显色指数	80		
Beam Angle/ 光束角	110°		
Dimension/ 尺寸	Ø 240 x 13 mm		
Fixture Hole/ 挖洞尺寸	Ø 225 mm		

* (Driver with cUL Certificate)



GL-DL08-IP series

For indoor or sheltered outdoor ceiling lighting applications.
Non-dimmable and 3-in-1 dimmable options.
Directly compatible with 12V and 24V solar panels.(DC Type)

提供室内或有遮蔽的户外天花板照明应用。
无调光以及三合一调光(1-10V/PWM/Resistor).
相兼容于 12V 和 24V 太阳能电池板.(DC型号)



Type/ 型号	GL-DL08-IP	GL-DL08DA-IP	GL-DL08LD-IP
Energy Used/ 耗电量	17.2W	17.2W	16.4W
Rated Life/ 额定寿命	30,000 Hours		
Input Voltage/ 输入电压	* 100-240V AC	100-240V AC	11-15V DC 22-30V DC
CCT (color)/ 颜色	3000 / 4000 / 6000K		3000/4000/ 6000K
Luminous Flux / 光通量	1350 / 1400 / 1480 lm		1350/1400/ 1480 lm
System Efficacy/ 系统效能	78 / 81 / 86 lm/W		82 / 85 / 90 lm/W
CRI (Minimum)/ 显色指数	80		
Beam Angle/ 光束角	110°		
Dimension/ 尺寸	Ø 208 x 20 mm		
Fixture Hole/ 挖洞尺寸	Ø 200 mm		

* (Driver with cUL Certificate)



GL-DL08-SM series

Can be mounted on nearly any surface: wall or ceiling.
Non-dimmable and 3-in-1 dimmable options.
DC Models compatible with 11-15V, 22-30V DC.

可以几乎安装在任何材质表面的天花板或墙壁。
无调光以及三合一调光(1-10V/PWM/Resistor)。
相兼容于 12V 和 24V 太阳能电池板。(DC型号)



Type/ 型号	GL-DL08-SM	GL-DL08DA-SM	GL-DL08LD-SM
Energy Used/ 耗电量	17.3W	17.3W	16.5W
Rated Life/ 额定寿命	30,000 Hours		
Input Voltage/ 输入电压	* 100-240V AC	100-240V AC	11-15V DC 22-30V DC
CCT (color)/ 颜色	3000 / 4000 / 6000K		3000/4000/ 6000K
Luminous Flux / 光通量	1430 / 1460 / 1600 lm		1430 / 1460 / 1600 lm
System Efficacy / 系统效能	83 / 84 / 92 lm/W		87 / 88 / 97 lm/W
CRI (Minimum)/ 显色指数	80		
Beam Angle/ 光束角	110°		
Dimension/ 尺寸	Ø 240 x 40 mm		

* (Driver with cUL Certificate)



GL-DL10 / GL-DL10-SM series

Non-dimmable and 3-in-1 dimmable options.
Can be mounted on nearly any surface: wall or ceiling.(SM Type)

无调光以及三合一调光(1-10V/PWM/Resistor)。
可以几乎安装在任何材质表面的天花板或墙壁。(SM型号)



Type/ 型号	GL-DL10	GL-DL10DA	GL-DL10-SM
Energy Used/ 耗电量	24W	25.5W	24W
Rated Life/ 额定寿命	30,000 Hours		
Input Voltage/ 输入电压	* 100-240V AC		
CCT (color)/ 颜色	3000 / 4000 / 6000K	3000 / 4000 / 6000K	3000 / 4000 / 6000K
Luminous Flux / 光通量	2080 / 2200 / 2300 lm	2080 / 2200 / 2300 lm	2080 / 2200 / 2300 lm
System Efficacy / 系统效能	87 / 92 / 96 lm/W	82 / 86 / 90 lm/W	87 / 92 / 96 lm/W
CRI (Minimum)/ 显色指数	80		
Beam Angle/ 光束角	110°		
Dimension/ 尺寸	Ø 300 x 13 mm		Ø 300 x 40 mm
Fixture Hole/ 挖洞尺寸	Ø 285 mm		-

* (Driver with CUL Certificate Support 277V AC for North America only)

LED Panel Light

The Next Generation of LED Modular Ceiling Lightings
方形平板灯

Recessed 嵌入式

GL-PL0303-V2 /GL-PL0606-V2 /GL-PL0312-V2

Surface Mounted 明装式

GL-PL24-SM

CE FC





GL-PL0303-V2 series

Recessed, surface mount, ceiling mount, suspension cable, and clip-on mounting options.

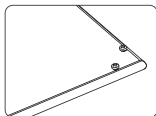
Dimming option available. (1-10V DC/PWM/Resistor)

五种安装选择: 嵌入式、明装式、吸顶式、钢绳悬吊式和搭配弹簧夹。
可选调光版本。

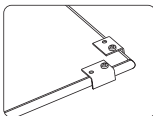


Type/ 型号	GL-PL0303-V2	GL-PL0303DA-V2
Energy Used/ 耗电量	14.8W	
Rated Life/ 额定寿命	30,000 Hours	
Input Voltage/ 输入电压	* 100-240V AC	100-240V AC
CCT (color)/ 颜色	3000 / 4000 / 6000K	
Luminous Flux/ 光通量	1100 / 1150 / 1260 lm	
System Efficacy/ 系统效能	74 / 78 / 85 lm/W	
CRI (Minimum)/ 显色指数	80	
Beam Angle/ 光束角	110°	

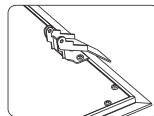
* (Driver with cUL Certificate)



■ Type A :
295 x 295 x 10mm
970 g (with driver)



■ Type B :
300 x 300 x 10mm
970 g (with driver)



■ Type C :
315 x 315 x 10mm
1.2 kg (with driver)



GL-PL0606-V2 series

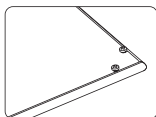
Recessed, surface mount, ceiling mount, suspension cable, and clip-on mounting options.

Dimming option available. (1-10V DC/PWM/Resistor)

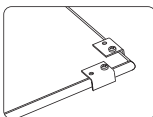
五种安装选择: 嵌入式、明装式、吸顶式、钢绳悬吊式和搭配弹簧夹。
可选调光版本。



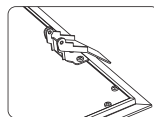
Type/ 型号	GL-PL0606-V2	GL-PL0606DA-V2
Energy Used/ 耗电量	44W	
Rated Life/ 额定寿命	30,000 Hours	
Input Voltage/ 输入电压	100-240V AC (Driver with CUL Certificate Support 277V AC for North America only)	
CCT (color)/ 颜色	3000 / 4000 / 6000K	
Luminous Flux/ 光通量	3650 / 3900 / 3950 lm	
System Efficacy/ 系统效能	83 / 89 / 90 lm/W	
CRI (Minimum)/ 显色指数	80	
Beam Angle/ 光束角	110°	



■ Type A :
595 x 595 x 10mm
3.5 kg (with driver)



■ Type B :
600 x 600 x 10mm
3.5 kg (with driver)



■ Type C :
615 x 615 x 10mm
3.8 kg (with driver)



GL-PL0312-V2 series

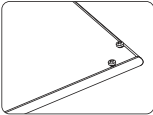
Recessed, surface mount, ceiling mount, suspension cable, and clip-on mounting options.

Dimming option available. (1-10V DC/PWM/Resistor)

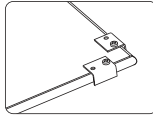
五种安装选择: 嵌入式、明装式、吸顶式、钢绳悬吊式和搭配弹簧夹。可选调光版本。



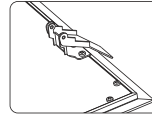
Type/ 型号	GL-PL0312-V2	GL-PL0312DA-V2
Energy Used/ 耗电量	44.5W	
Rated Life/ 额定寿命	30,000 Hours	
Input Voltage/ 输入电压	100-240V AC (Driver with CUL Certificate Support 277V AC for North America only)	
CCT (color)/ 颜色	3000K / 4000K / 6000K	
Luminous Flux / 光通量	3600 lm / 3700lm / 3900 lm	
System Efficacy/ 系统效能	81 lm/W / 83 lm/W / 88 lm/W	
CRI (Minimum)/ 显色指数	80	
Beam Angle/ 光束角	110°	



Type A :
295 x 1195 x 10mm
3.5 kg (with driver)



Type B :
300 x 1200 x 10mm
3.5 kg (with driver)



Type C :
315 x 1215 x 10mm
3.8 kg (with driver)



GL-PL24-SM series

Can be mounted on nearly any surface: wall or ceiling.
3 different models under this series: non-dimmable, 3-in-1 dimmable, and DC input.

可以几乎安装在任何材质表面的天花板或墙壁。

此系列拥有三种型号: 非调光、三合一调光和DC输入。



Type/ 型号	GL-PL24-SM	GL-PL24DA-SM	GL-PL24LD-SM
Energy Used/ 耗电量	17.3W		
Rated Life/ 额定寿命	30,000 Hours		
Input Voltage/ 输入电压	* 100-240V AC	100-240V AC	11-15V DC 22-30V DC
CCT (color)/ 颜色	3000K / 4000K / 6000K		
Luminous Flux / 光通量	1400 lm / 1550 lm / 1600 lm		
System Efficacy/ 系统效能	81 lm/W / 90 lm/W / 92 lm/W		
CRI (Minimum)/ 显色指数	80		
Beam Angle/ 光束角	110°		

* (Driver with cUL Certificate)



p03.



p04.



p06.



p07.



p08.



p09.



p11.



p12.



p13.



p14.



p15.



p16.



p17.



p18.



p20.



p21.



p22.



p23.



p24.



p26.



p27.

GlacialTech®

洋鑫科技股份有限公司 **GlacialTech Inc.**

地址：新北市中和區235中山路二段352號7樓
7F, No. 352, Sec. 2, Zhongshan Rd., Zhonghe Dist.,
New Taipei City, Taiwan, 235

Tel: +886 2 2244-1227 Fax: +886 2 2244-1228

Email: sales@GlacialTech.com Website: www.GlacialTech.com

深圳华鑫电通商贸有限公司 **GlacialTech Trading Ltd.**

地址：深圳市福田区皇岗路高科利花园大厦高雅阁9C

Tel: +86 755-8291-0998 Fax: +86 755-8291-0628

Email: sales@GlacialTech.com.cn Website: www.GlacialTech.com.cn

