

<http://www.glaciallight.com>

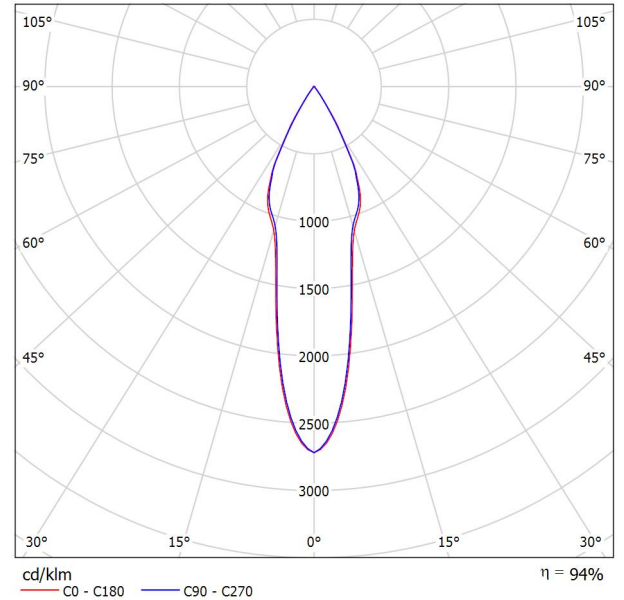
7F, No.352, Sec. 2, Zhongshan Rd., Zhonghe Dist., New Taipei City, Taiwan, 235, R.O.C.

Operator  
 Telephone +886 2 2244-1227  
 Fax +886 2 2244-1241  
 e-Mail [sales@GlacialLight.com](mailto:sales@GlacialLight.com)

## GlacialLight GL-BL100-NW-4000K-60D Lens-Lux enhancer / Luminaire Data Sheet

### Luminous emittance 1:

See our luminaire catalog for an image of the luminaire.



Luminaire classification according to CIE: 100  
 CIE flux code: 98 99 100 100 94

### Luminous emittance 1:

Glare Evaluation According to UGR												
ρ Ceiling	70	70	50	50	30	70	70	50	50	30		
ρ Walls	50	30	50	30	30	50	30	50	30	30		
ρ Floor	20	20	20	20	20	20	20	20	20	20		
Room Size X Y	Viewing direction at right angles to lamp axis					Viewing direction parallel to lamp axis						
2H	2H	9.1	9.8	9.4	10.0	10.2	9.1	9.7	9.3	9.9	10.1	
	3H	9.0	9.6	9.3	9.8	10.1	9.0	9.6	9.3	9.9	10.1	
	4H	9.0	9.5	9.3	9.8	10.0	9.0	9.6	9.3	9.8	10.1	
	6H	8.9	9.4	9.2	9.7	10.0	9.0	9.5	9.3	9.8	10.1	
	8H	8.9	9.4	9.2	9.7	10.0	9.0	9.5	9.3	9.8	10.1	
	12H	8.9	9.4	9.2	9.7	10.0	9.0	9.4	9.3	9.8	10.1	
4H	2H	8.9	9.5	9.2	9.7	10.0	8.9	9.5	9.2	9.7	10.0	
	3H	8.8	9.3	9.2	9.6	9.9	8.9	9.3	9.2	9.6	9.9	
	4H	8.8	9.2	9.2	9.5	9.9	8.9	9.3	9.2	9.6	10.0	
	6H	8.8	9.1	9.2	9.5	9.9	8.9	9.3	9.3	9.6	10.0	
	8H	8.8	9.1	9.2	9.4	9.8	8.9	9.2	9.4	9.6	10.0	
	12H	8.8	9.0	9.2	9.4	9.8	9.0	9.2	9.4	9.6	10.0	
8H	4H	8.7	9.0	9.1	9.4	9.8	8.8	9.1	9.2	9.5	9.9	
	6H	8.7	8.9	9.2	9.4	9.8	8.9	9.1	9.3	9.5	10.0	
	8H	8.7	8.9	9.2	9.3	9.8	8.9	9.1	9.4	9.6	10.0	
	12H	8.7	8.9	9.2	9.3	9.8	9.0	9.1	9.5	9.6	10.1	
	12H	4H	8.7	9.0	9.1	9.3	9.8	8.8	9.0	9.2	9.4	9.8
		6H	8.7	8.9	9.2	9.3	9.8	8.8	9.0	9.3	9.5	9.9
8H		8.7	8.9	9.2	9.3	9.8	8.9	9.1	9.4	9.5	10.0	
Variation of the observer position for the luminaire distances S												
S = 1.0H	+6.3 / -7.7					+6.0 / -5.9						
S = 1.5H	+9.1 / -8.2					+8.7 / -6.3						
S = 2.0H	+11.1 / -8.6					+10.7 / -6.4						
Standard table	BK00					BK00						
Correction Summand	-9.6					-9.5						
Corrected Glare Indices referring to 9600lm Total Luminous Flux												

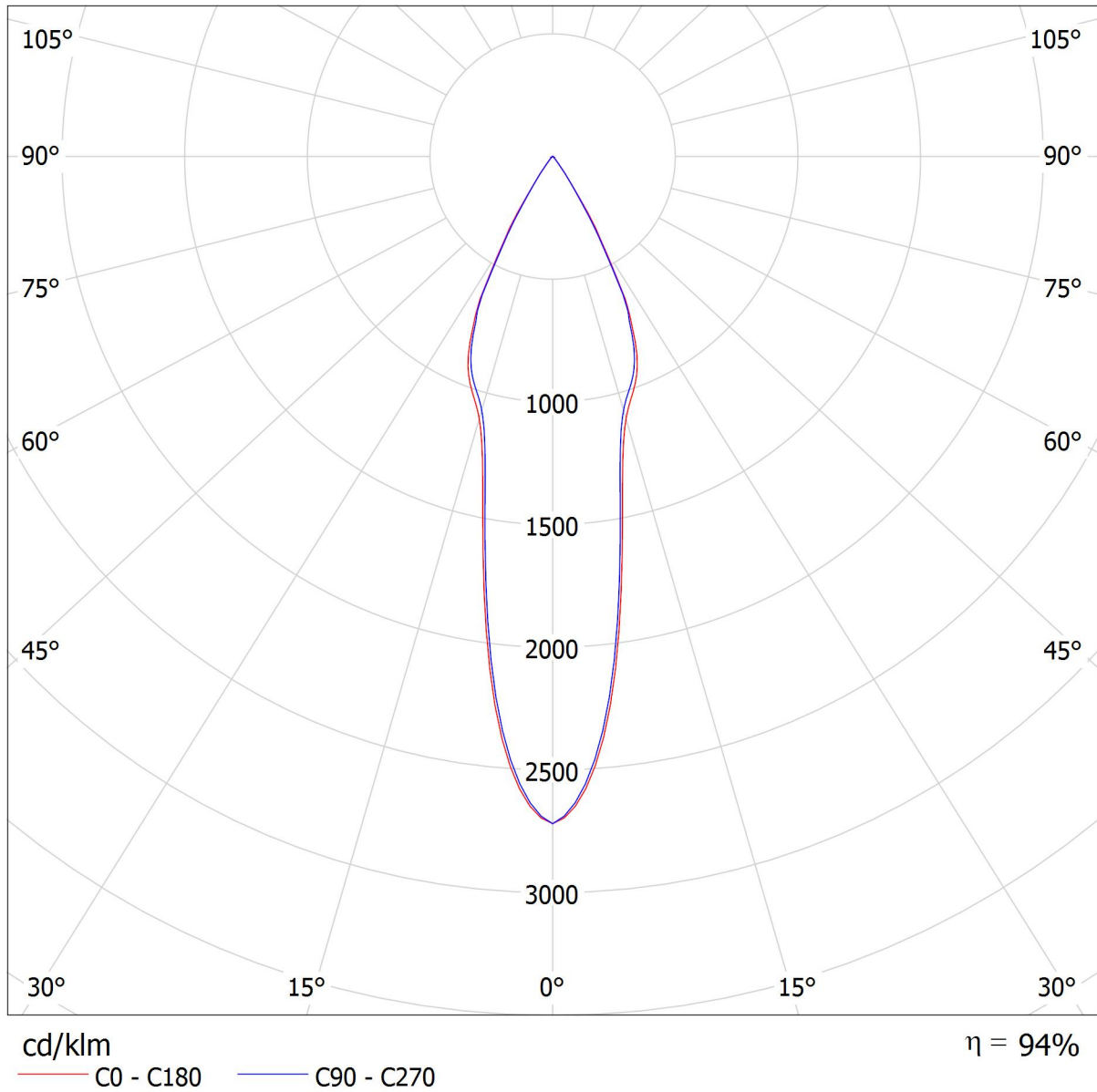
<http://www.glaciallight.com>

7F, No.352, Sec. 2, Zhongshan Rd., Zhonghe Dist., New Taipei City,  
Taiwan, 235, R.O.C.

Operator  
Telephone +886 2 2244-1227  
Fax +886 2 2244-1241  
e-Mail [sales@GlacialLight.com](mailto:sales@GlacialLight.com)

### GlacialLight GL-BL100-NW-4000K-60D Lens-Lux enhancer / LDC (Polar)

Luminaire: GlacialLight GL-BL100-NW-4000K-60D Lens-Lux enhancer  
Lamps: 1 x Bay Light



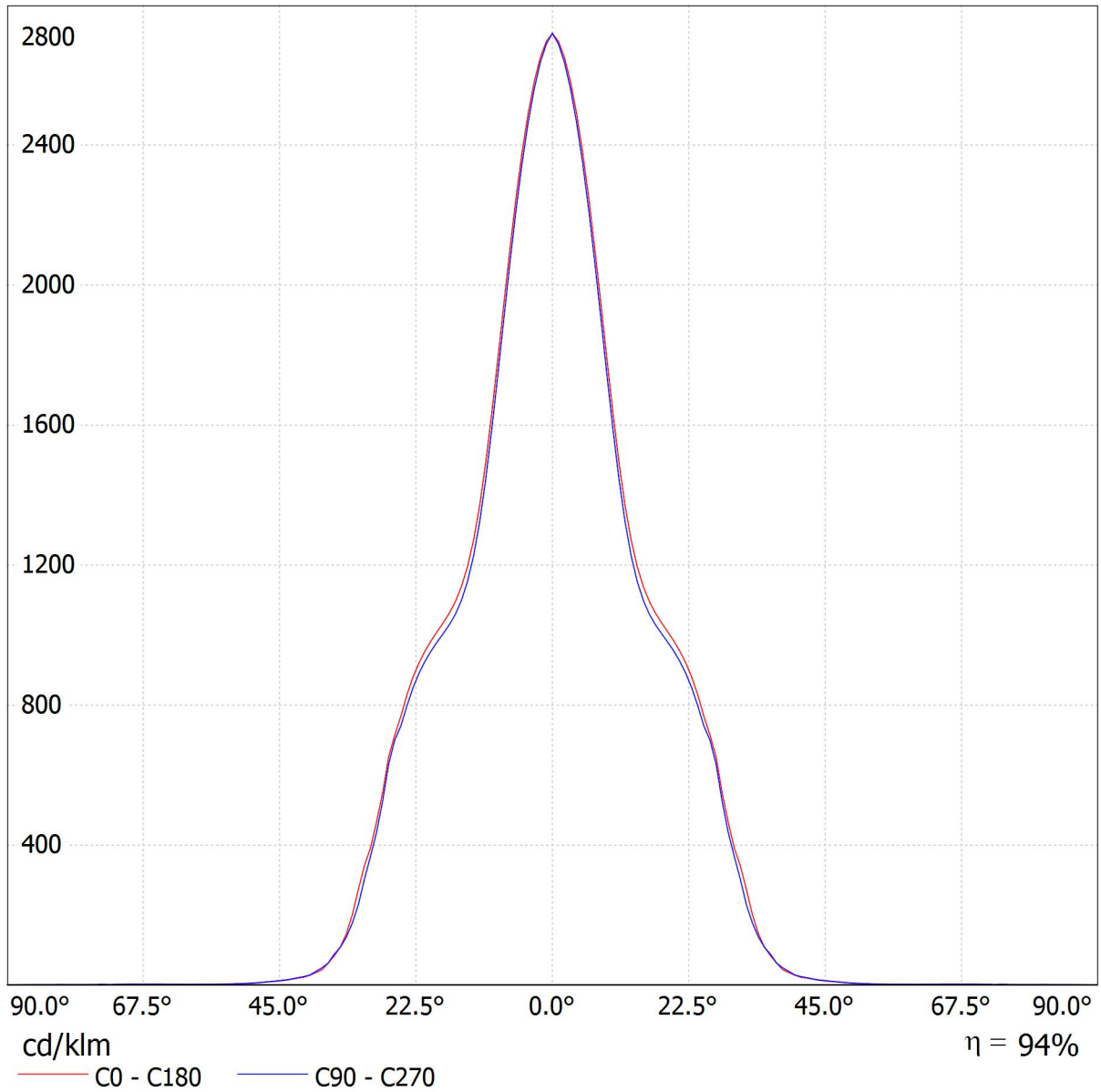
<http://www.glaciallight.com>

7F, No.352, Sec. 2, Zhongshan Rd., Zhonghe Dist., New Taipei City,  
Taiwan, 235, R.O.C.

Operator  
Telephone +886 2 2244-1227  
Fax +886 2 2244-1241  
e-Mail [sales@GlacialLight.com](mailto:sales@GlacialLight.com)

## GlacialLight GL-BL100-NW-4000K-60D Lens-Lux enhancer / LDC (Linear)

Luminaire: GlacialLight GL-BL100-NW-4000K-60D Lens-Lux enhancer  
Lamps: 1 x Bay Light



http://www.glaciallight.com

7F, No.352, Sec. 2, Zhongshan Rd., Zhonghe Dist., New Taipei City,  
Taiwan, 235, R.O.C.

Operator  
Telephone +886 2 2244-1227  
Fax +886 2 2244-1241  
e-Mail sales@GlacialLight.com

## GlacialLight GL-BL100-NW-4000K-60D Lens-Lux enhancer / UGR-Table

Luminaire: GlacialLight GL-BL100-NW-4000K-60D Lens-Lux enhancer  
Lamps: 1 x Bay Light

<b>Glare Evaluation According to UGR</b>											
ρ Ceiling		70	70	50	50	30	70	70	50	50	30
ρ Walls		50	30	50	30	30	50	30	50	30	30
ρ Floor		20	20	20	20	20	20	20	20	20	20
Room Size X      Y		Viewing direction at right angles to lamp axis					Viewing direction parallel to lamp axis				
2H	2H	9.1	9.8	9.4	10.0	10.2	9.1	9.7	9.3	9.9	10.1
	3H	9.0	9.6	9.3	9.8	10.1	9.0	9.6	9.3	9.9	10.1
	4H	9.0	9.5	9.3	9.8	10.0	9.0	9.6	9.3	9.8	10.1
	6H	8.9	9.4	9.2	9.7	10.0	9.0	9.5	9.3	9.8	10.1
	8H	8.9	9.4	9.2	9.7	10.0	9.0	9.5	9.3	9.8	10.1
4H	12H	8.9	9.4	9.2	9.7	10.0	9.0	9.4	9.3	9.8	10.1
	2H	8.9	9.5	9.2	9.7	10.0	8.9	9.5	9.2	9.7	10.0
	3H	8.8	9.3	9.2	9.6	9.9	8.9	9.3	9.2	9.6	9.9
	4H	8.8	9.2	9.2	9.5	9.9	8.9	9.3	9.2	9.6	10.0
	6H	8.8	9.1	9.2	9.5	9.9	8.9	9.3	9.3	9.6	10.0
8H	8H	8.8	9.1	9.2	9.4	9.8	8.9	9.2	9.4	9.6	10.0
	12H	8.8	9.0	9.2	9.4	9.8	9.0	9.2	9.4	9.6	10.0
	4H	8.7	9.0	9.1	9.4	9.8	8.8	9.1	9.2	9.5	9.9
	6H	8.7	8.9	9.2	9.4	9.8	8.9	9.1	9.3	9.5	10.0
	8H	8.7	8.9	9.2	9.3	9.8	8.9	9.1	9.4	9.6	10.0
12H	12H	8.7	8.9	9.2	9.3	9.8	9.0	9.1	9.5	9.6	10.1
	4H	8.7	9.0	9.1	9.3	9.8	8.8	9.0	9.2	9.4	9.8
	6H	8.7	8.9	9.2	9.3	9.8	8.8	9.0	9.3	9.5	9.9
	8H	8.7	8.9	9.2	9.3	9.8	8.9	9.1	9.4	9.5	10.0
Variation of the observer position for the luminaire distances S											
S = 1.0H		+6.3 / -7.7					+6.0 / -5.9				
S = 1.5H		+9.1 / -8.2					+8.7 / -6.3				
S = 2.0H		+11.1 / -8.6					+10.7 / -6.4				
Standard table		BK00					BK00				
Correction Summand		-9.6					-9.5				
Corrected Glare Indices referring to 9600lm Total Luminous Flux											

The UGR values have been calculated according to CIE Publ. 117 Spacing-to-Height-Ratio = 0.25.

http://www.glaciallight.com

7F, No.352, Sec. 2, Zhongshan Rd., Zhonghe Dist., New Taipei City, Taiwan, 235, R.O.C.

Operator  
 Telephone +886 2 2244-1227  
 Fax +886 2 2244-1241  
 e-Mail sales@GlacialLight.com

## GlacialLight GL-BL100-NW-4000K-60D Lens-Lux enhancer / Glare Data Sheet

Luminaire: GlacialLight GL-BL100-NW-4000K-60D Lens-Lux enhancer

Lamps: 1 x Bay Light

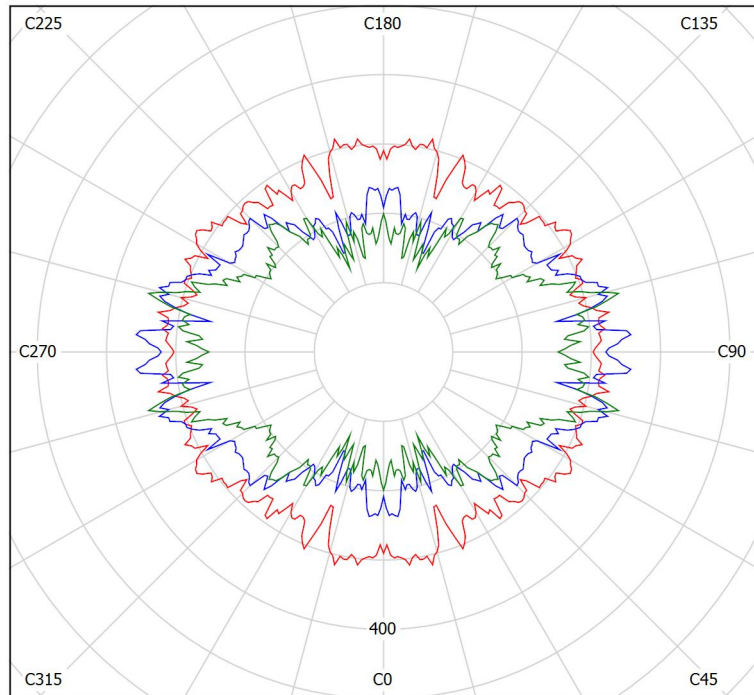
Glare Evaluation According to UGR											
ρ Ceiling	70	70	50	50	30	70	70	50	50	30	
ρ Walls	50	30	50	30	30	50	30	50	30	30	
ρ Floor	20	20	20	20	20	20	20	20	20	20	
Room Size X Y	Viewing direction at right angles to lamp axis					Viewing direction parallel to lamp axis					
2H	2H	9.1	9.8	9.4	10.0	10.2	9.1	9.7	9.3	9.9	10.1
	3H	9.0	9.6	9.3	9.8	10.1	9.0	9.6	9.3	9.9	10.1
	4H	9.0	9.5	9.3	9.8	10.0	9.0	9.6	9.3	9.8	10.1
	6H	8.9	9.4	9.2	9.7	10.0	9.0	9.5	9.3	9.8	10.1
	8H	8.9	9.4	9.2	9.7	10.0	9.0	9.5	9.3	9.8	10.1
	12H	8.9	9.4	9.2	9.7	10.0	9.0	9.4	9.3	9.8	10.1
4H	2H	8.9	9.5	9.2	9.7	10.0	8.9	9.5	9.2	9.7	10.0
	3H	8.8	9.3	9.2	9.6	9.9	8.9	9.3	9.2	9.6	9.9
	4H	8.8	9.2	9.2	9.5	9.9	8.9	9.3	9.2	9.6	10.0
	6H	8.8	9.1	9.2	9.5	9.9	8.9	9.3	9.3	9.6	10.0
	8H	8.8	9.1	9.2	9.4	9.8	8.9	9.2	9.4	9.6	10.0
	12H	8.8	9.0	9.2	9.4	9.8	9.0	9.2	9.4	9.6	10.0
8H	4H	8.7	9.0	9.1	9.4	9.8	8.8	9.1	9.2	9.5	9.9
	6H	8.7	8.9	9.2	9.4	9.8	8.9	9.1	9.3	9.5	10.0
	8H	8.7	8.9	9.2	9.3	9.8	8.9	9.1	9.4	9.6	10.0
	12H	8.7	8.9	9.2	9.3	9.8	9.0	9.1	9.5	9.6	10.1
12H	4H	8.7	9.0	9.1	9.3	9.8	8.8	9.0	9.2	9.4	9.8
	6H	8.7	8.9	9.2	9.3	9.8	8.8	9.0	9.3	9.5	9.9
	8H	8.7	8.9	9.2	9.3	9.8	8.9	9.1	9.4	9.5	10.0

Variation of the observer position for the luminaire distances S		
S = 1.0H	+6.3 / -7.7	+6.0 / -5.9
S = 1.5H	+9.1 / -8.2	+8.7 / -6.3
S = 2.0H	+11.1 / -8.6	+10.7 / -6.4
Standard table	BK00	BK00
Correction Summand	-9.6	-9.5

Corrected Glare Indices referring to 9600lm Total Luminous Flux

The UGR values have been calculated according to CIE Publ. 117 Spacing-to-Height-Ratio = 0.25.



cd/m<sup>2</sup>  
 — g = 55.0°    — g = 65.0°    — g = 75.0°