

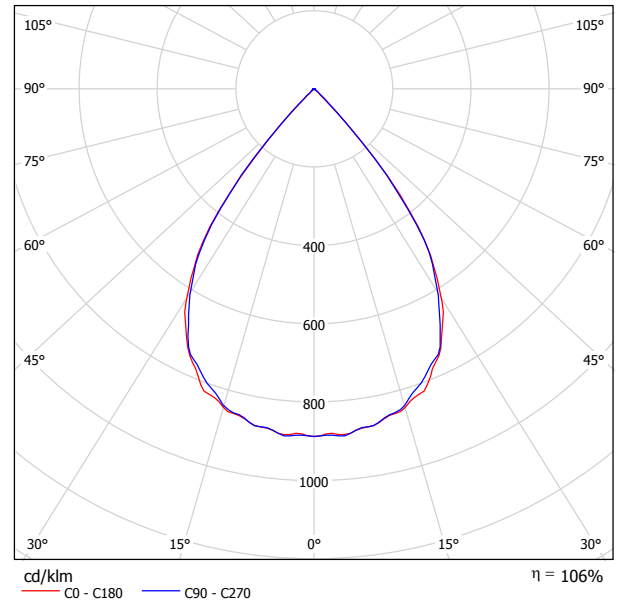


Operator
Telephone
Fax
e-Mail

GlacialLight BL30-CW-5000K-Glass Lens-with lampshade(70D) / Luminaire Data Sheet

See our luminaire catalog for an image of the luminaire.

Luminous emittance 1:



Luminaire classification according to CIE: 100
CIE flux code: 97 99 99 100 105

Luminous emittance 1:

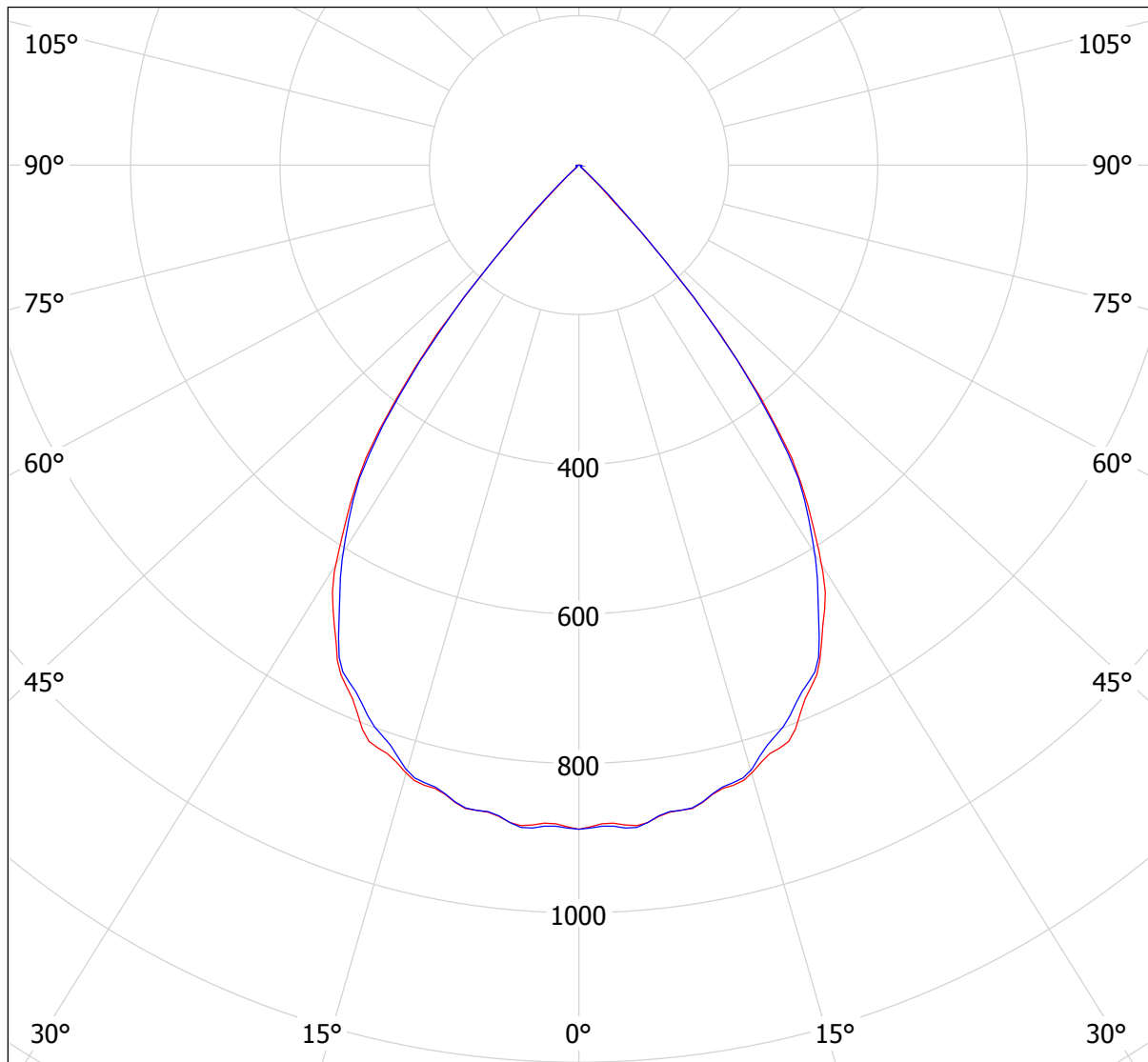
Glare Evaluation According to UGR											
n Ceiling	70	70	50	50	30	70	70	50	50	30	
n Walls	50	30	50	30	20	50	30	50	30	30	
n Floor	20	20	20	20	20	20	20	20	20	20	
Room Size X Y	Viewing direction at right angles to lamp axis					Viewing direction parallel to lamp axis					
2H	2H	13.7	14.3	13.9	14.5	14.7	13.7	14.3	13.9	14.5	14.7
	3H	13.5	14.1	13.8	14.4	14.6	13.5	14.1	13.8	14.4	14.6
	4H	13.5	14.0	13.8	14.3	14.6	13.5	14.0	13.8	14.3	14.5
	6H	13.4	13.9	13.7	14.2	14.5	13.4	13.9	13.7	14.2	14.5
	8H	13.4	13.9	13.7	14.2	14.5	13.4	13.9	13.7	14.2	14.5
4H	12H	13.3	13.8	13.7	14.1	14.4	13.3	13.8	13.7	14.1	14.4
	2H	13.5	14.0	13.8	14.3	14.5	13.5	14.0	13.8	14.3	14.5
	3H	13.3	13.8	13.7	14.1	14.4	13.3	13.8	13.7	14.1	14.4
	4H	13.3	13.7	13.6	14.0	14.3	13.3	13.7	13.6	14.0	14.3
	6H	13.2	13.5	13.6	13.9	14.3	13.2	13.5	13.6	13.9	14.3
8H	8H	13.2	13.5	13.6	13.9	14.3	13.2	13.5	13.6	13.9	14.3
	12H	13.1	13.4	13.6	13.8	14.2	13.1	13.4	13.6	13.8	14.2
	4H	13.2	13.5	13.6	13.8	14.2	13.1	13.5	13.6	13.8	14.2
	6H	13.1	13.3	13.5	13.7	14.2	13.1	13.3	13.5	13.7	14.2
	8H	13.1	13.2	13.5	13.7	14.2	13.1	13.3	13.5	13.7	14.2
12H	12H	13.0	13.2	13.5	13.6	14.1	13.0	13.2	13.5	13.7	14.1
	4H	13.1	13.4	13.5	13.8	14.2	13.1	13.4	13.5	13.8	14.2
	6H	13.0	13.2	13.5	13.7	14.1	13.0	13.2	13.5	13.7	14.1
	8H	13.0	13.2	13.5	13.6	14.1	13.0	13.2	13.5	13.6	14.1
	8H	13.0	13.2	13.5	13.6	14.1	13.0	13.2	13.5	13.6	14.1
Variation of the observer position for the luminaire distances S											
S = 1.0H	+4.5 / -12.5					+4.4 / -12.0					
S = 1.5H	+7.3 / -12.9					+7.2 / -12.6					
S = 2.0H	+9.3 / -13.4					+9.2 / -12.9					
Standard table	BK00					BK00					
Correction	-4.8					-4.8					
Summand	-4.8					-4.8					
Corrected Glare Indices referring to 3200lm Total Luminous Flux											



Operator
Telephone
Fax
e-Mail

GlacialLight BL30-CW-5000K-Glass Lens-with lampshade(70D) / LDC (Polar)

Luminaire: GlacialLight BL30-CW-5000K-Glass Lens-with lampshade(70D)
Lamps: 1 x Bay Light



cd/klm

— C0 - C180 — C90 - C270

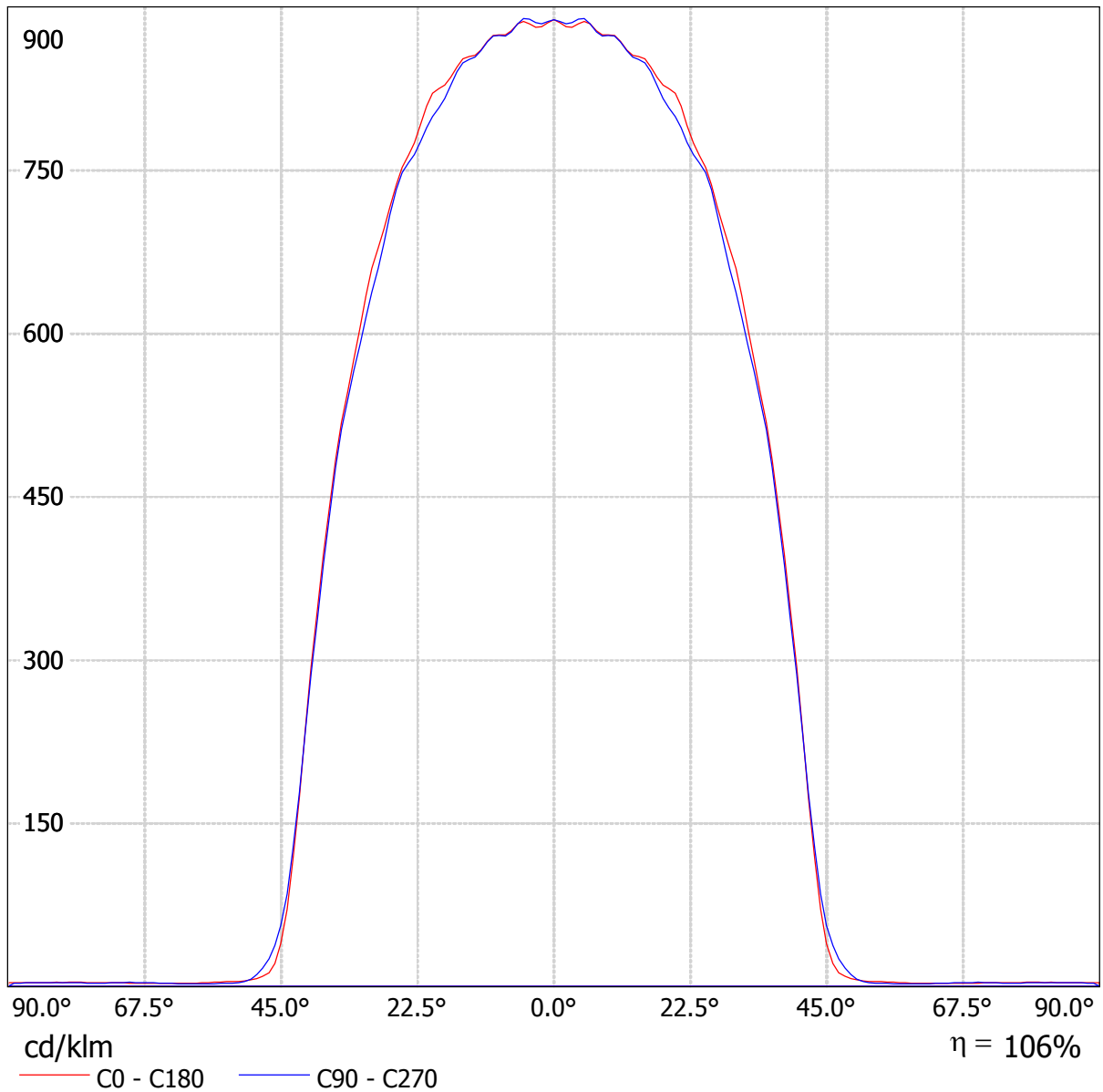
$\eta = 106\%$



Operator
Telephone
Fax
e-Mail

GlacialLight BL30-CW-5000K-Glass Lens-with lampshade(70D) / LDC (Linear)

Luminaire: GlacialLight BL30-CW-5000K-Glass Lens-with lampshade(70D)
Lamps: 1 x Bay Light



Operator
Telephone
Fax
e-Mail

GlacialLight BL30-CW-5000K-Glass Lens-with lampshade(70D) / UGR-Table

Luminaire: GlacialLight BL30-CW-5000K-Glass Lens-with lampshade(70D)

Lamps: 1 x Bay Light

Glare Evaluation According to UGR											
ρ Ceiling	70	70	50	50	30	70	70	50	50	30	
ρ Walls	50	30	50	30	30	50	30	50	30	30	
ρ Floor	20	20	20	20	20	20	20	20	20	20	
Room Size X Y		Viewing direction at right angles to lamp axis					Viewing direction parallel to lamp axis				
2H	2H	13.7	14.3	13.9	14.5	14.7	13.7	14.3	13.9	14.5	14.7
	3H	13.5	14.1	13.8	14.4	14.6	13.5	14.1	13.8	14.4	14.6
	4H	13.5	14.0	13.8	14.3	14.6	13.5	14.0	13.8	14.3	14.5
	6H	13.4	13.9	13.7	14.2	14.5	13.4	13.9	13.7	14.2	14.5
	8H	13.4	13.9	13.7	14.2	14.5	13.4	13.9	13.7	14.2	14.5
	12H	13.3	13.8	13.7	14.1	14.4	13.3	13.8	13.7	14.1	14.4
4H	2H	13.5	14.0	13.8	14.3	14.5	13.5	14.0	13.8	14.3	14.5
	3H	13.3	13.8	13.7	14.1	14.4	13.3	13.8	13.7	14.1	14.4
	4H	13.3	13.7	13.6	14.0	14.3	13.3	13.7	13.6	14.0	14.3
	6H	13.2	13.5	13.6	13.9	14.3	13.2	13.5	13.6	13.9	14.3
	8H	13.2	13.5	13.6	13.9	14.3	13.2	13.5	13.6	13.9	14.3
	12H	13.1	13.4	13.6	13.8	14.2	13.1	13.4	13.6	13.8	14.2
8H	4H	13.2	13.5	13.6	13.8	14.2	13.1	13.5	13.6	13.8	14.2
	6H	13.1	13.3	13.5	13.7	14.2	13.1	13.3	13.5	13.7	14.2
	8H	13.1	13.2	13.5	13.7	14.2	13.1	13.3	13.5	13.7	14.2
	12H	13.0	13.2	13.5	13.6	14.1	13.0	13.2	13.5	13.7	14.1
12H	4H	13.1	13.4	13.5	13.8	14.2	13.1	13.4	13.5	13.8	14.2
	6H	13.0	13.2	13.5	13.7	14.1	13.0	13.2	13.5	13.7	14.1
	8H	13.0	13.2	13.5	13.6	14.1	13.0	13.2	13.5	13.6	14.1
Variation of the observer position for the luminaire distances S											
S = 1.0H	+4.5 / -12.5					+4.4 / -12.0					
S = 1.5H	+7.3 / -12.9					+7.2 / -12.6					
S = 2.0H	+9.3 / -13.4					+9.2 / -12.9					
Standard table	BK00					BK00					
Correction Summand	-4.8					-4.8					
Corrected Glare Indices referring to 3200lm Total Luminous Flux											

The UGR values have been calculated according to CIE Publ. 117 Spacing-to-Height-Ratio = 0.25.



Operator
Telephone
Fax
e-Mail

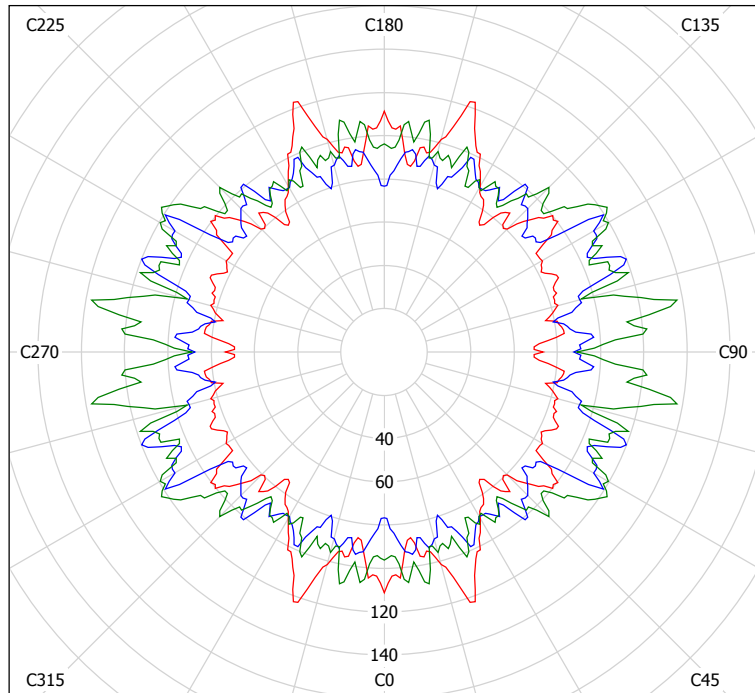
GlacialLight BL30-CW-5000K-Glass Lens-with lampshade(70D) / Glare Data Sheet

Luminaire: GlacialLight BL30-CW-5000K-Glass Lens-with lampshade (70D)

Lamps: 1 x Bay Light

Glare Evaluation According to UGR											
ρ Ceiling		70	70	50	50	30	70	70	50	50	30
ρ Walls		50	30	50	30	30	50	30	50	30	30
ρ Floor		20	20	20	20	20	20	20	20	20	20
Room Size X Y		Viewing direction at right angles to lamp axis					Viewing direction parallel to lamp axis				
2H	2H	13.7	14.3	13.9	14.5	14.7	13.7	14.3	13.9	14.5	14.7
	3H	13.5	14.1	13.8	14.4	14.6	13.5	14.1	13.8	14.4	14.6
	4H	13.5	14.0	13.8	14.3	14.6	13.5	14.0	13.8	14.3	14.5
	6H	13.4	13.9	13.7	14.2	14.5	13.4	13.9	13.7	14.2	14.5
	8H	13.4	13.9	13.7	14.2	14.5	13.4	13.9	13.7	14.2	14.5
4H	12H	13.3	13.8	13.7	14.1	14.4	13.3	13.8	13.7	14.1	14.4
	2H	13.5	14.0	13.8	14.3	14.5	13.5	14.0	13.8	14.3	14.5
	3H	13.3	13.8	13.7	14.1	14.4	13.3	13.8	13.7	14.1	14.4
	4H	13.3	13.7	13.6	14.0	14.3	13.3	13.7	13.6	14.0	14.3
	6H	13.2	13.5	13.6	13.9	14.3	13.2	13.5	13.6	13.9	14.3
8H	8H	13.2	13.5	13.6	13.9	14.3	13.2	13.5	13.6	13.9	14.3
	12H	13.1	13.4	13.6	13.8	14.2	13.1	13.4	13.6	13.8	14.2
	4H	13.2	13.5	13.6	13.8	14.2	13.1	13.5	13.6	13.8	14.2
	6H	13.1	13.3	13.5	13.7	14.2	13.1	13.3	13.5	13.7	14.2
	8H	13.1	13.2	13.5	13.7	14.2	13.1	13.3	13.5	13.7	14.2
12H	12H	13.0	13.2	13.5	13.6	14.1	13.0	13.2	13.5	13.7	14.1
	4H	13.1	13.4	13.5	13.8	14.2	13.1	13.4	13.5	13.8	14.2
	6H	13.0	13.2	13.5	13.7	14.1	13.0	13.2	13.5	13.7	14.1
	8H	13.0	13.2	13.5	13.6	14.1	13.0	13.2	13.5	13.6	14.1
Variation of the observer position for the luminaire distances S											
S = 1.0H		+4.5 / -12.5					+4.4 / -12.0				
S = 1.5H		+7.3 / -12.9					+7.2 / -12.6				
S = 2.0H		+9.3 / -13.4					+9.2 / -12.9				
Standard table		BK00					BK00				
Correction Summand		-4.8					-4.8				
Corrected Glare Indices referring to 3200lm Total Luminous Flux											

The UGR values have been calculated according to CIE Publ. 117 Spacing-to-Height-Ratio = 0.25.



cd/m²
— g = 55.0° — g = 65.0° — g = 75.0°