



**TOPJOB® S –**  
**Sensor/Actuator Terminal Blocks**  
with Push-in CAGE CLAMP® Reliability



# TOPJOB® S – SEND THE RIGHT SIGNALS.

TOPJOB® S – Sensor/Actuator Terminal Blocks  
with Push-in CAGE CLAMP® Reliability



## TWO IN ONE.

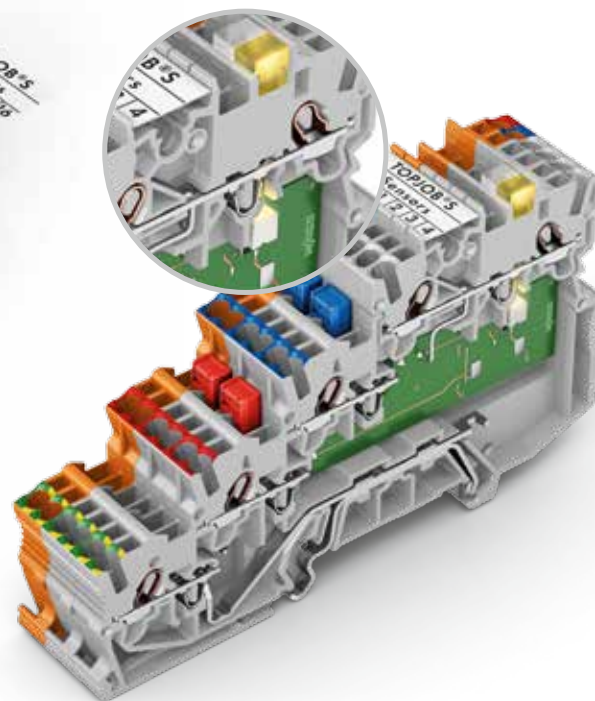

### For the Highest Signal Density

- Pack several sensors into the smallest possible space using only 3.5 mm per sensor on the DIN-rail
- Suitable for small terminal boxes within a system's decentralized periphery, as well as for centralized installation in the switch cabinet

## WITH ALL OPTIONS COVERED.

### Range of Multifunctional Jumpers

- Commoning with standard jumpers – no pole number limitation
- Color-coded jumpers simplify potential assignment



## KEEP YOUR COSTS IN LINE.

### Fastest Marking System

- Clear identification thanks to multi-line marking strips that don't cover the jumper slot
- Easy to read from any angle thanks to two marker slots on the top and side of the terminal strip

## KEEP SAFETY IN SIGHT.

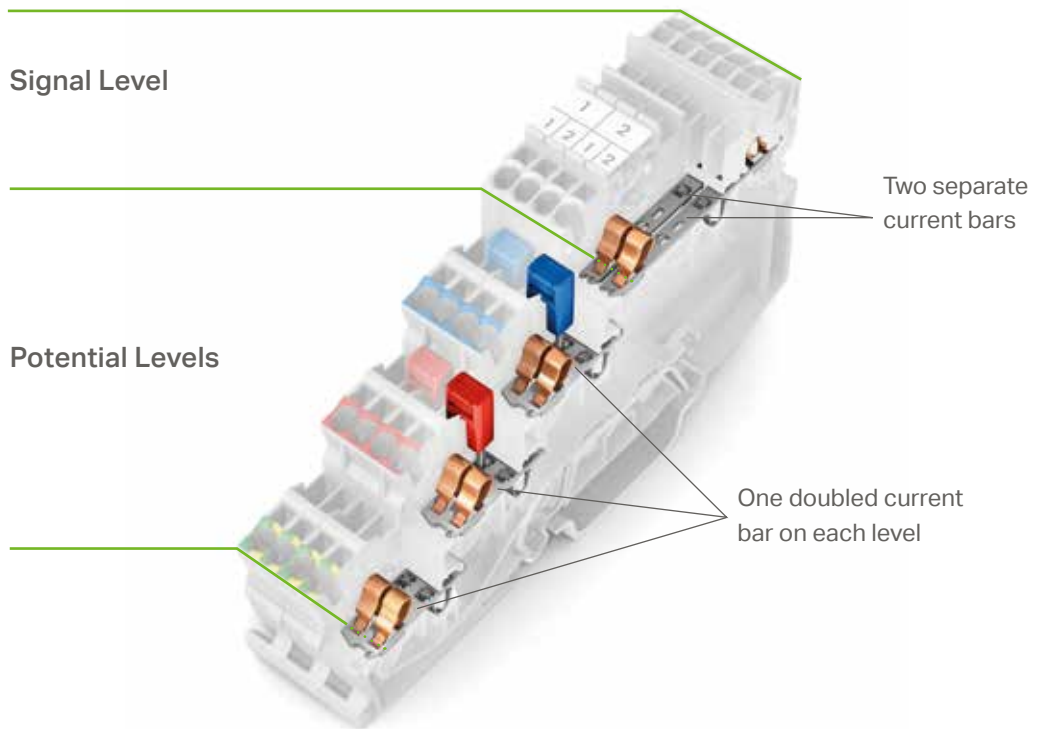
### LED, Wiring and Marking in Plain View

- Indicator LEDs, jumpers and markers are always visible – even when wired
- Streamlined terminal block design provides quick wiring overview and a simplified control layout

# FOR THE HIGHEST SIGNAL DENSITY

The sensor/actuator terminal blocks feature several potential levels and one signal level. The potential levels are for power supply and, if necessary, sensor grounding or shielding; the signal level is for switching signal transmission from the sensors or to the actuators.

A single terminal block housing accommodates two interconnected potential terminals with doubled spacing on the lower levels and two independent signal pathways with single spacing of 3.5 mm on the upper levels.



## Potential Levels

- Power supply and, if necessary, sensor grounding or shielding of the sensors/actuators is performed on the potential levels
- Each level has two connections per current bar
- Commoning is possible without pole number limitation

## Signal Level

- The signal level transmits switching signals from two sensors or to the actuators, separately per terminal block – in a single housing

# RANGE OF MULTIFUNCTIONAL JUMPERS

When using TOPJOB® S Sensor/Actuator Terminal Blocks, standard 2000 Series Jumpers provide the right solution for all commoning tasks.

These jumpers can be universally used on both potential levels and the signal level.




## Commoning Potential Levels

On the potential levels, standard jumpers can be used for commoning with no pole number limitation. Each terminal block has two connected clamping units and thus two connected jumper slots. This allows any number of terminal blocks to be commoned in just one jumper slot using jumpers with even pole numbers.



## Commoning Signal Level

Two jumper slots are available on the signal level for commoning with standard jumpers. This level features two independent signal pathways. Terminal block versions with an LED have only one jumper slot for testing or commoning.



## Ground Commoning

For sensor/actuator terminal blocks without ground connection to the DIN-rail, the ground connection can also be performed economically by commoning to the terminal block with a ground foot (e.g., via the supply terminal block).




## Power Supply

Orange supply terminal blocks with the same profile can be placed anywhere within an assembly. They are available in cross sections up to 4 mm<sup>2</sup> (12 AWG). Power supply can be performed either via center feed or ring feed configuration.

# FASTEST MARKING SYSTEM

## Marking Strips



TOPJOB® S Sensor/Actuator Terminal Blocks can be marked in multiple ways. Marking strips (2009-110) offer the fastest and easiest possibility. Multi-line marking simplifies the labeling of a terminal block's function, allowing individual signals and groups to be simultaneously marked.

## WMB Markers



Marking using 3.5 mm WMB markers is also possible. They are available as WMB Inline markers on a reel (2009-113) and as WMB marking cards (793-35xx).

## Marking Levels



TOPJOB® S Sensor/Actuator Terminal Blocks can be marked on the top and on the side, without covering the jumper slot.

## Marker Carrier



A pivoting marker carrier (2000-121) can be snapped in as a retrofit for additional marking levels.


# LED, WIRING AND MARKING IN PLAIN VIEW


TOPJOB® S Sensor/Actuator Terminal Blocks provide a fast overview – even when wired. Both a center LED, as well as commoning and marking on the signal level quickly tell you what you need to know.



- The streamlined terminal block design, as well as colored conductor entries and jumpers provide quick wiring overview and a simplified control layout.
- LEDs, jumpers and markers are always visible – even when wired.



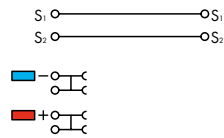
### 3-Conductor Sensor Terminal Blocks 1 (1.5) mm<sup>2</sup>, 2000 Series

0.14 ... 1 (1.5) mm<sup>2</sup> ①      24 ... 16 AWG  
 250 V/4 kV/3 ②              300 V, 10 A  
 I<sub>N</sub> 13.5 A  
 Terminal block width: 7 mm / 0.276 in. ③  
 9 ... 11 mm / 0.39 in. ④

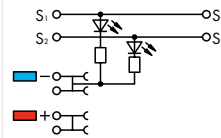
0.14 ... 1 (1.5) mm<sup>2</sup> ①      24 ... 16 AWG  
 24 VDC                          24 VDC, 10 A  
 I<sub>N</sub> 13.5 A  
 Terminal block width: 7 mm / 0.276 in. ③  
 9 ... 11 mm / 0.39 in. ④



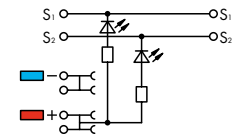
2000-5311





2000-5311/1102-950



2000-5311/1101-951



Item No.	Pack. Unit	Item No.	Pack. Unit
<b>3-conductor sensor terminal block</b>		<b>3-conductor sensor LED terminal block, for PNP (high-side) switching sensors, yellow LED</b>	
● gray <b>2000-5311</b>	50	● gray <b>2000-5311/1102-950</b>	50
		<b>3-conductor sensor LED terminal block, for NPN (low-side) switching sensors, yellow LED</b>	
		● gray <b>2000-5311/1101-951</b>	50



2000-5372/1102-953

2000-5372



2000-5352/1102-953

2000-5352



Item No.	Pack. Unit	Item No.	Pack. Unit
<b>3-conductor sensor LED supply terminal block, 24 VDC, green LED</b>		<b>3-conductor sensor LED supply terminal block, 24 VDC, green LED, control panel side: 2.5 (4) mm<sup>2</sup>, max. 28 A</b>	
● orange <b>2000-5372/1102-953</b>	15	● orange <b>2000-5352/1102-953</b>	15
<b>3-conductor sensor supply terminal block, max. 250 V, internal commoning</b>		<b>3-conductor sensor supply terminal block, max. 250 V, control panel side: 2.5 (4) mm<sup>2</sup>, max. 28 A</b>	
● orange <b>2000-5372</b>	15	● orange <b>2000-5352</b>	15



**4-Conductor Sensor Terminal Blocks 1 (1.5) mm<sup>2</sup>, 2000 Series**

0.14 ... 1 (1.5) mm<sup>2</sup> ① 24 ... 16 AWG  
 250 V/4 kV/3 ② 300 V, 10 A  
 I<sub>N</sub> 13.5 A  
 Terminal block width: 7 mm / 0.276 in. ③  
 9 ... 11 mm / 0.39 in. ④

0.14 ... 1 (1.5) mm<sup>2</sup> ① 24 ... 16 AWG  
 24 VDC 24 VDC, 10 A  
 I<sub>N</sub> 13.5 A  
 Terminal block width: 7 mm / 0.276 in. ③  
 9 ... 11 mm / 0.39 in. ④

① Conductor range:  
 0.14 ... 1.5 mm<sup>2</sup> "s+f-st"  
 Push-in termination:  
 0.5 ... 1.5 mm<sup>2</sup> "s"  
 and 0.5 ... 0.75 mm<sup>2</sup>  
 "insulated ferrule, 10 mm"



② 250 V = Rated voltage  
 4 kV = Rated impulse voltage  
 3 = Degree of pollution  
 (see Full Line Catalog 1,  
 Section 14)

③ 3.5 mm spacing per signal  
 (2 x 3.5 mm = 7 mm)

**Note:** The double spacing  
 per pole of this terminal block  
 series maximizes connect-  
 ivity. For example, ten sen-  
 sors may be connected using  
 only five sensor terminal  
 blocks plus a power supply  
 terminal block.

④ Strip length, see packaging  
 or instructions.

⑤ Ground connection via  
 commoning to terminal  
 blocks with ground foot

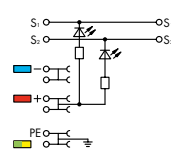
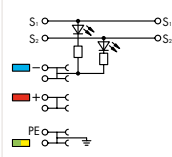
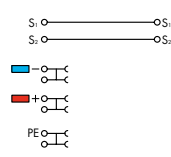
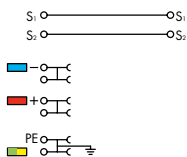


2000-5417

2000-5410

2000-5417/1102-950

2000-5417/1101-951



Item No.

Pack. Unit

Item No.

Pack. Unit

**4-conductor sensor terminal block,**  
 with ground connection

**4-conductor sensor LED terminal block,**  
 for PNP (high-side) switching sensors,  
 yellow LED, with ground connection

● gray

**2000-5417**

50

● gray

**2000-5417/1102-950**

50

● gray

**2000-5410**

⑤ 50

● gray

**2000-5410/1102-950**

⑤ 50

**4-conductor sensor LED terminal block, for NPN (low-side)**  
 switching sensors, yellow LED, with ground connection

● gray



**2000-5417/1101-951**

50

● gray

**2000-5410/1101-951**

⑤ 50

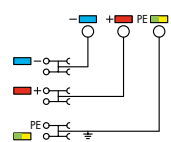
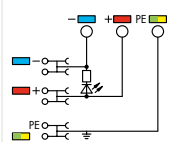
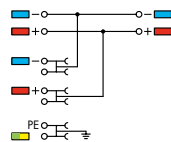
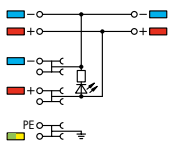


2000-5477/1102-953

2000-5477

2000-5457/1102-953

2000-5457



Item No.

Pack. Unit

Item No.

Pack. Unit

**4-conductor sensor LED supply terminal block,**  
 24 VDC, green LED, with ground connection

**4-conductor sensor LED supply terminal block, 24 VDC, green LED,**  
 with ground connection, control panel side: 2.5 (4) mm<sup>2</sup>, max. 28 A

● orange

**2000-5477/1102-953**

15

● orange

**2000-5457/1102-953**

15

**4-conductor sensor supply terminal block, max. 250 V,**  
 internal commoning, with ground connection

**4-conductor sensor supply terminal block, max. 250 V, with**  
 ground connection, control panel side: 2.5 (4) mm<sup>2</sup>, max. 28 A

● orange

**2000-5477**


15


● orange



**2000-5457**

15

### 3-Conductor Actuator Terminal Blocks 1 (1.5) mm<sup>2</sup>, 2000 Series

0.14 ... 1 (1.5) mm<sup>2</sup> ①      24 ... 16 AWG  
 250 V/4 kV/3 ②      300 V, 10 A  
 I<sub>N</sub> 13.5 A  
 Terminal block width: 7 mm / 0.276 in. ③  
 9 ... 11 mm / 0.39 in. ④

0.14 ... 1 (1.5) mm<sup>2</sup> ①      24 ... 16 AWG  
 24 VDC      24 VDC, 10 A  
 I<sub>N</sub> 13.5 A  
 Terminal block width: 7 mm / 0.276 in. ③  
 9 ... 11 mm / 0.39 in. ④

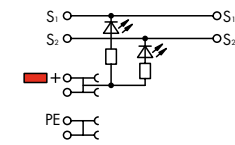
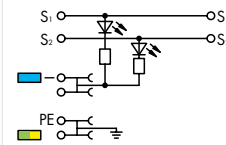
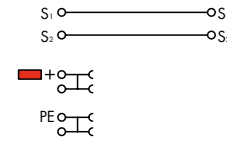
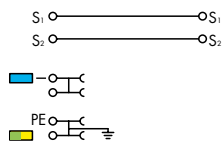


2000-5317/102-000

2000-5310/101-000

2000-5317/1102-950

2000-5310/1101-951



Item No.	Pack. Unit	Item No.	Pack. Unit
----------	------------	----------	------------

**3-conductor actuator terminal block, for PNP (high-side)**

**3-conductor actuator LED terminal block, for PNP (high-side)**

switching actuators, with ground connection

switching actuators, yellow LED, with ground connection

● gray	<b>2000-5317/102-000</b>	50
● gray	<b>2000-5310/102-000</b>	⑤ 50

● gray	<b>2000-5317/1102-950</b>	50
● gray	<b>2000-5310/1102-950</b>	⑤ 50

**3-conductor actuator terminal block, for NPN (low-side)**



**3-conductor actuator LED terminal block, for NPN (low-side)**

switching actuators, with ground connection

switching actuators, yellow LED, with ground connection

● gray	<b>2000-5317/101-000</b>	50
● gray	<b>2000-5310/101-000</b>	⑤ 50

● gray	<b>2000-5317/1101-951</b>	50
● gray	<b>2000-5310/1101-951</b>	⑤ 50

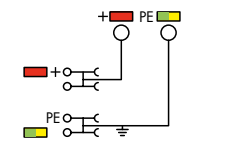
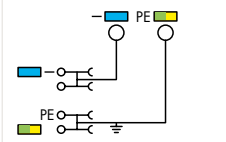
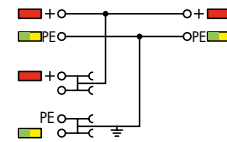
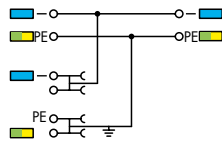


2000-5377/102-000

2000-5377/101-000

2000-5357/102-000

2000-5357/101-000



Item No.	Pack. Unit	Item No.	Pack. Unit
----------	------------	----------	------------

**3-conductor actuator supply terminal block,**  
 max. 250 V, for **PNP (high-side)** switching actuators,  
 with ground connection, internal commoning

**3-conductor actuator supply terminal block, max. 250 V,**  
 control panel side: 2.5 (4) mm<sup>2</sup>, max. 28 A, for **PNP (high-side)**  
 switching actuators, with ground connection

● orange	<b>2000-5377/102-000</b>	15
----------	--------------------------	----

● orange	<b>2000-5357/102-000</b>	15
----------	--------------------------	----

**3-conductor actuator supply terminal block, max. 250 V,**  
 for **NPN (low-side)** switching actuators, with ground connection

**3-conductor actuator LED supply terminal block, 24 VDC,**  
 control panel side: 2.5 (4) mm<sup>2</sup>, max. 28 A, for **NPN (low-side)**  
 switching actuators, with ground connection





● orange	<b>2000-5377/101-000</b>	15
----------	--------------------------	----

● orange	<b>2000-5357/101-000</b>	15
----------	--------------------------	----

**Accessories**


End Plates	Item No.	Pack. Unit
------------	----------	------------

**End and intermediate plates, 1 mm thick**

	for 3-conductor terminal blocks		
	gray	<b>2000-5391</b>	100 (4x25)
	for 4-conductor terminal blocks		
	gray	<b>2000-5491</b>	100 (4x25)


Jumpers	Item No.	Pack. Unit
---------	----------	------------

**Push-in type jumper bars, insulated**


	I <sub>N</sub> 14 A, light gray		
	2-pole	<b>2000-402</b>	200 (8x25)
	3-pole	<b>2000-403</b>	200 (8x25)
	:	:	:
	10-pole	<b>2000-410</b>	100 (4x25)

	red	.../000-005	
	blue	.../000-006	
	yellow-green	.../000-018	

**Push-in type jumper bars, insulated**

	I <sub>N</sub> 14 A, light gray		
	1 to 3	<b>2000-433</b>	200 (8x25)
	1 to 4	<b>2000-434</b>	200 (8x25)
	:	:	:
	1 to 10	<b>2000-440</b>	100 (4x25)

**Push-in type wire jumpers, insulated**



	I <sub>N</sub> 9 A, 0.75 mm <sup>2</sup> conductor cross-section		
	L = 60 mm	<b>2009-402</b>	100 (10x10)
	L = 110 mm	<b>2009-404</b>	100 (10x10)
	L = 250 mm	<b>2009-406</b>	100 (10x10)

Marking	Item No.	Pack. Unit
---------	----------	------------

**Double-deck marker carrier,**

	pivoting		
	gray	<b>2000-121</b>	50 (2x25)



**Marking strip, plain,**

	11 mm wide, 50 m roll		
	white	<b>2009-110</b>	1


**WMB Inline, plain,**

	2,300 WMB markers (3.5 mm) on roll		
	white	<b>2009-113</b>	1

**WMB Multi Marking System, plain**


	10 strips with 10 markers per card for 3.5 mm terminal block width		
	white	<b>793-3501</b>	5

**smartPRINTER**


		<b>258-5000</b>	1
	More information at <a href="http://www.wago.com/printer">www.wago.com/printer</a>		

Carrier Rails	Item No.	Pack. Unit
---------------	----------	------------


**Carrier rails, steel**

	I <sub>N</sub> 76 A (reference length of 1 m) 35 x 7.5 mm, 1 mm thick, 2 m long		
	unslotted	<b>210-113</b>	10
	slotted	<b>210-112</b>	10 (10x1)
	Hole width: 25 mm; hole spacing: 36 mm		
	slotted	<b>210-115</b>	1
	Hole width: 18 mm; hole spacing: 25 mm		

**Carrier rail, aluminum**

	I <sub>N</sub> 76 A (reference length of 1 m) 35 x 8.2 mm, 1.6 mm thick, 2 m long		
	unslotted	<b>210-196</b>	10

End stops	Item No.	Pack. Unit
-----------	----------	------------


	for DIN-35 rails		
	6 mm wide	<b>249-116</b>	100 (4x25)
	10 mm wide	<b>249-117</b>	50 (2x25)

Testing Accessories	Item No.	Pack. Unit
---------------------	----------	------------


**Testing tap**

	for max. 2.5 mm <sup>2</sup>		
	gray	<b>2009-182</b>	100 (4x25)

**Test plug adapter**

	for 4 mm Ø test plug		
	gray	<b>2009-174</b>	100 (4x25)

**Banana plugs**

	for 4 mm Ø socket, color mixed		
		<b>215-111</b>	50

Tools	Item No.	Pack. Unit
-------	----------	------------

**"Quickstrip 10" wire stripper**

		<b>206-124</b>	1
---	--	----------------	---

**"Variocrimp 4" crimping tool**

	0.25 ... 4 mm <sup>2</sup>	<b>206-204</b>	1
---	----------------------------	----------------	---


**Insulated ferrules, extra long,**

	0.5 mm <sup>2</sup>	<b>216-241</b>	1000
	0.75 mm <sup>2</sup>	<b>216-242</b>	1000

**For 2.5 (4) mm<sup>2</sup> supply terminal blocks:**

	1 mm <sup>2</sup>	<b>216-243</b>	1000
	1.5 mm <sup>2</sup>	<b>216-244</b>	1000
	2.5 mm <sup>2</sup>	<b>216-246</b>	1000

**Operating tool with a partially insulated shaft,**

	type 1, (2.5 x 0.4) mm blade		
		<b>210-719</b>	1

**WAGO Kontakttechnik GmbH & Co. KG**

Postfach 2880 · 32385 Minden  
Hansastraße 27 · 32423 Minden  
[info@wago.com](mailto:info@wago.com)  
[www.wago.com](http://www.wago.com)

Headquarters	+49 571/ 887 - 0
Sales	+49 571/ 887 - 222
Order Service	+49 571/ 887 - 44 333
Fax	+49 571/ 887 - 844 169

WAGO is a registered trademark of WAGO Verwaltungsgesellschaft mbH.

"Copyright – WAGO Kontakttechnik GmbH & Co. KG – all rights reserved. The content and structure of the WAGO websites, catalogs, videos, and other WAGO media are subject to copyright. Distribution or modification to the contents of these pages and videos is prohibited. Furthermore, the content may neither be copied nor made available to third parties for commercial purposes. Also subject to copyright are the images and videos that were made available to WAGO Kontakttechnik GmbH & Co. KG by third parties."