




4B GROUP  
[www.go4b.com](http://www.go4b.com)



## Forged Chains & Sprockets for the toughest applications



Forged Chain Links & Pins

Bolt 'n' Go Chain & Flight System

Sprockets

Trailers

Accessories



BETTER BY DESIGN

# DROP FORGED CHAIN



4B's drop forged chain is made of special heat treated alloy steel, case hardened to Rockwell C57 - C62 with a ductile core hardness of Rockwell C40.

4B's superior heat treatment technique provides the optimum chain link with a more resilient ductile core for shock resistance, and an extremely hard exterior surface for superior wear resistance.

4B's drop forged chain is backed by an international network of companies with over 125 years of experience, and a global team of engineers and sales professionals that can provide you with practical solutions for all your material handling applications.



www.go4b.com

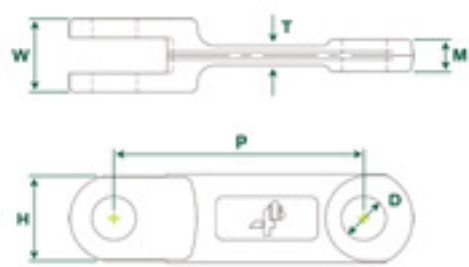
## Drop Forged Chain

Standard Link



Bolt 'N' Go Link

Links and pins are available in all grades of stainless steel



Standard Link

Chain Link	Min Breaking Load (kN) (lb)		Case Hardness	Case Depth (mm)	Core Hardness	Weight (Per Link) (kg)	Bolt 'N' Go Compatible	Dimensions					
								P (mm)	H (mm)	T (mm)	W (mm)	M (mm)	D (mm)
<b>NEW</b> 4B102LA	150	33,750	Rockwell C57-C62	0.5	Rockwell C40	0.36	No	102	36	6	25	8	14
4B102NA	180	40,400	Rockwell C57-C62	0.5	Rockwell C40	0.38	Yes	102	36	7	28	12	14
4B125NA	200	44,900	Rockwell C57-C62	0.6	Rockwell C40	0.70	Yes	125	35	10	36	15	16
<b>NEW</b> 4B142LA	250	56,250	Rockwell C57-C62	0.7	Rockwell C40	0.66	No	142	40	10	31	14	18.2
4B142NA	300	67,500	Rockwell C57-C62	0.7	Rockwell C40	1.08	Yes	142	50	12	42	18.7	25
4B142HA	450	101,000	Rockwell C57-C62	0.7	Rockwell C40	1.76	Yes	142	50	16.5	62	28.5	25
4B150NA	300	67,500	Rockwell C57-C62	0.7	Rockwell C40	1.20	Yes	150	49	13	36	15	25
4B160NA	350	78,700	Rockwell C57-C62	0.8	Rockwell C40	1.30	Yes	160	44.5	13	42	19.5	20
4B175NA	520	117,500	Rockwell C57-C62	1.0	Rockwell C40	2.73	No	175	60	16	72	22	30
4B200NA	600	135,000	Rockwell C57-C62	1.0	Rockwell C40	2.85	Yes	200	60	18	68	30	30
4B216NA	600	135,000	Rockwell C57-C62	1.0	Rockwell C40	3.66	No	216	75	19	59	26	35
4B250NA	700	158,000	Rockwell C57-C62	1.0	Rockwell C40	4.26	No	250	75	18	70	32	32
4B260NA	700	158,000	Rockwell C57-C62	1.0	Rockwell C40	5.38	No	260	75	21	71	31	32

# BOLT 'N' GO™


PATENTED

The Bolt 'N' Go flight system is a revolutionary assembly method for drop forged chain. Link and flight assembly is made easy by using a standard bolt and mechanical lock nut with a high strength, heat treated hollow pin. There are no circlips and no intricate assembly is required. There is no welding of flights, no need to remove chain from the conveyor for installation, and no issues with strength. Just bolt the links and the flights together. It's easy, simple and reliable!

## Forged Chain



Detailed View of Bolt 'N' Go Showing Assembly Method



Bolt 'N' Go System

Bolt 'N' Go Chain	Nylon Flight Maximum Width
4B102BNA	up to 390 mm
4B142BNA	up to 752 mm
4B142BHA	up to 772 mm

NOTE: 4B125BNA, 4B150BNA, 4B160BNA & 4B200BNA Chain also available, Contact 4B For More Information

Feed Mill Application using Bolt 'N' Go Chain with Nylon Flights    Assembled Bolt 'N' Go Chain



# WELDED FLIGHTS & PINS



www.go4b.com

FREE Engineering Design Service  
- Contact 4B

## TYPICAL WELDED FLIGHT ATTACHMENTS



Square Bar Flight



Flat Bar Flight



Paddle Flight



U Flight



Closed U Flight



Closed U Flight with Filler Plates



OO Flight



OO Flight with Filler Plates



Return Cups

Note:  
Custom flights are available, based on customer specifications.

## STANDARD PIN OPTIONS

Note: Clamps, roll pins, hex bolts and lock nuts must not be re-used. Install one time and discard after use.



Bolt 'N' Go Hollow Pin, Bolt, Washers and Nut

# DOUBLE & TRIPLE LINKS



www.go4b.com

4B's double and triple links are forged with the same quality, strength and durability as our standard links.

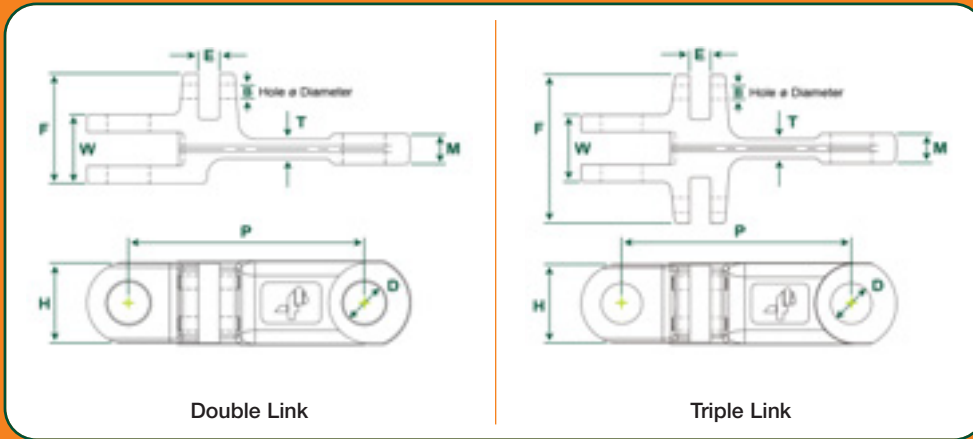
Double Link



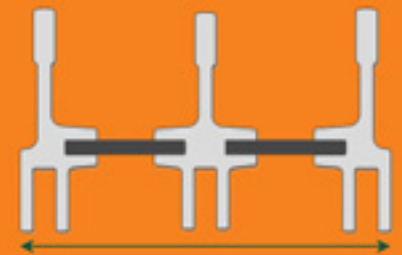
Triple Link



## Double & Triple Links




Triple Configuration



Widths to 3.7m

Chain Link	Min Breaking Load (kN) (lb)		Case Hardness	Case Depth (mm)	Core Hardness	Weight (Per Link) (kg)	Bolt 'N' Go Compatible	Dimensions								
								P (mm)	H (mm)	T (mm)	W (mm)	M (mm)	D (mm)	F (mm)	E (mm)	B (mm)
4B142DNA	300	67,500	Rockwell C57-C62	0.7	Rockwell C40	1.37	No	142	50	12	42	18.7	25	67	13	8.5
4B142DHA	450	101,000	Rockwell C57-C62	0.7	Rockwell C40	2.00	No	142	50	16	62	28	25	87	13	8.5
4B142TNA	300	67,500	Rockwell C57-C62	0.7	Rockwell C40	1.67	No	142	50	12	42	18.7	25	92	13	8.5
4B142THA	450	101,500	Rockwell C57-C62	0.7	Rockwell C40	2.32	No	142	49	16	62	28.5	25	112	13	8.5
4B175DNA	520	117,500	Rockwell C57-C62	1.0	Rockwell C40	3.17	No	175	60	16	72	22	30	96	17	10.5



Typical Double Strand Chain Application

**FREE** Engineering Design Service - Contact 4B

# BOLT 'N' GO™ ROUND LINK CHAINS

PATENTED


## Economical Round Link Chain System

Easy flight assembly by using a standard bolt and nut, connecting the flights directly to the link. The chain can be supplied in a coil together with the bolt-on flights already assembled.

## Round Link Chain with Bolt 'N' Go Flights



Size 13 x 65mm



Bolt 'N' Go System  
Round Link Chain  
Application on a  
Conveyor

## Round Link Chain



**ON DEMAND**  
Separate datasheets available

## Miscellaneous Conveyor Chain



**ON DEMAND**  
Separate datasheets available

# ACCESSORIES

For more details please visit  
[www.go4b.com](http://www.go4b.com)



[www.go4b.com](http://www.go4b.com)

## NYLON FLIGHTS FOR SCRAPER CHAINS



'L' Shape with 1  
fixing hole



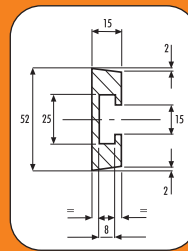
'L' Shape with 2  
fixing holes



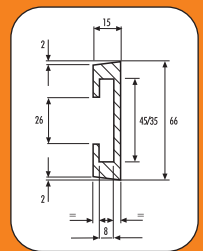
'T' Shape with 2  
fixing holes

- Easy to install or replace, cutting down installation and maintenance costs
- Eliminates the need for a bottom liner in the conveyor
- Reduces conveyor noise.

## NYLON FLIGHT SLEEVES FOR 102 NA CHAIN and 142 NA CHAIN



102 NA

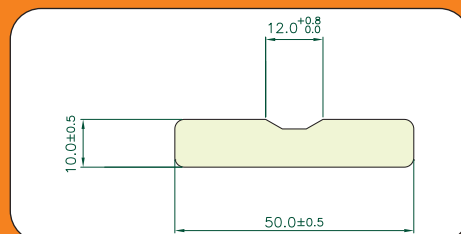



142 NA



**NEW  
PRODUCT**

## MANGANESE RAILS FOR FORGED CHAINS



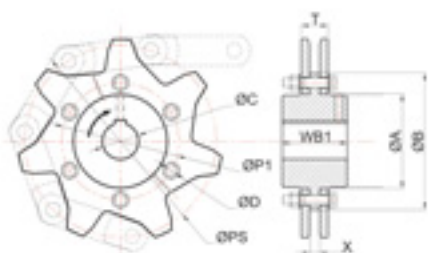
Available sizes:  
40 x 10mm  
50 x 10mm  
60 x 10mm

# SPROCKETS

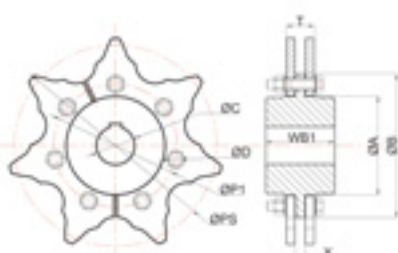


4B sprockets and trailers are manufactured from high grade heat treated steel to a minimum hardness of 57 HRC. Each piece is machined to size with appropriate bore and keyway specific to each customer's application. Most sizes are in stock and ready to ship from 4B's extensive inventory.

## Sprockets



Standard Sprocket (Shown with Hub)



Wear Reversible Sprocket (Shown with Hub)



Sprocket and Trailer Inventory

Chain Link	No. of Teeth	ØPS (mm)	ØP1 (mm)	ØA (mm)	ØB (mm)	ØC (mm) Max.	ØD (mm)	N No. of Holes	T (mm)	X (mm)	WB1 (mm)
<b>4B102NA</b>	6	204.0	–	105.0	135.0	70	–	–	30	10	83
	7	235.1	146.0	108.0	173.0	70	M12	6	30	10	83
	8	266.5	170.0	144.0	196.0	85	M12	6	30	10	83
	9	298.2	200.0	174.0	232.0	105	M12	6	30	10	83
	10	330.1	241.3	179.0	264.0	105	M12	8	30	10	83
<b>4B142NA</b>	6	284.0	168.3	136.5	190.5	85	M12	6	46	16	112
	7	327.3	200.0	162.0	234.0	105	M16	6	46	16	112
	8	371.1	241.3	187.3	282.0	115	M20	8	46	16	127
	9	415.2	285.8	240.0	330.0	150	M20	8	46	16	127
	10	459.5	285.8	240.0	330.0	150	M20	8	46	16	127
	11	504.0	368.3	310.0	419.0	170	M20	8	46	16	150
	12	548.6	415.0	345.0	465.0	170	M20	8	46	16	150
	13	593.4	470.0	380.0	521.0	170	M20	8	46	16	150
<b>4B142HA</b>	7	327.3	200.0	162.0	234.0	105	M16	6	69	19	127
	8	371.1	241.3	187.3	282.0	115	M20	8	69	19	150
	9	415.2	285.8	240.0	330.0	150	M20	8	69	19	150
	10	459.5	285.8	240.0	330.0	150	M20	8	69	19	150
	11	504.0	368.3	310.0	419.0	170	M20	8	69	19	150
	12	548.6	415.0	345.0	465.0	170	M20	8	69	19	150
	13	593.4	470.0	380.0	520.0	170	M20	8	69	19	180
14	638.1	470.0	380.0	546.0	170	M20	10	69	19	180	

# TRAILERS

**FREE**  
Engineering Design Service  
- Contact 4B




www.go4b.com



# APPLICATION PHOTOS

## Trailers



Typical Double Strand Chain Application



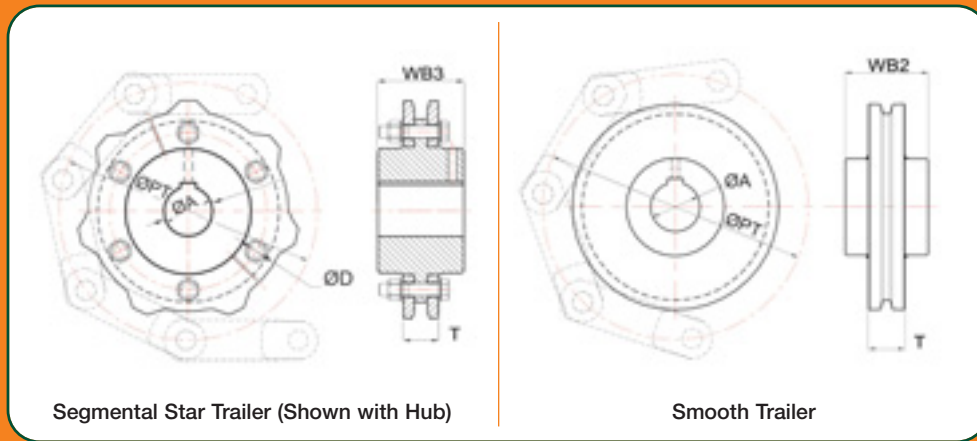
Feed Mill Application using Bolt 'N' Go Chain with Nylon Flights



UHMW Paddles on "T" Plate Flights - Drive End



UHMW Paddles & Return Buckets - Tail End



Segmental Star Trailer (Shown with Hub)

Smooth Trailer

Chain Link	Max Shaft Dia. ØA (mm)	Pitch Circle Dia. ØPT (mm)	Hub Width Dia.* (mm)		Rim Width Dia. T (mm)
			Smooth WB2	Segmental WB3	
<b>4B102NA</b>	65	204.0	57	83	35
	65	235.1	57	83	35
	65	266.5	57	83	35
	65	298.2	57	83	35
	65	330.1	57	83	35
<b>4B142NA</b>	85	284.0	74	112	45
	85	327.3	74	112	45
	85	371.1	77	127	45
	115	415.2	77	127	45
	115	459.5	77	127	45
	115	504.0	105	150	45
	115	548.6	105	150	45
	115	593.4	120	150	45
<b>4B142HA</b>	115	327.3	110	127	75
	115	371.1	110	150	75
	115	415.2	110	150	75
	115	459.5	120	150	75
	140	504.0	120	150	75
	140	548.6	120	150	75
	140	593.4	120	150	75
	140	638.1	140	150	75

\* Smooth and segmental trailers have different hub widths as noted (WB2 & WB3).

- 4B offers any bore size to suit your requirements, consult with our engineers for recommended shaft diameter.

- 216NA and 260NA sizes are available, contact 4B for more information.

## 4B BRAIME ELEVATOR COMPONENTS

Headquarters  
Hunslet Road  
Leeds LS10 1JZ  
UK  
Tel: +44 (0) 113 246 1800  
Fax: +44 (0) 113 243 5021  
Email: 4b-uk@go4b.com

## 4B COMPONENTS

625 Erie Avenue  
Morton, IL 61550  
USA  
Tel: 309-698-5611  
Fax: 309-698-5615

## 4B SETEM

9 Route de Corbie  
80800 Lamotte Warfusée  
FRANCE  
Tel: +33 (0) 3 22 42 32 26  
Fax: +33 (0) 3 22 42 37 33  
Email: 4b-france@go4b.com

## 4B DEUTSCHLAND

9 Route de Corbie  
F-80800 Lamotte Warfusée  
FRANCE  
Tel: +49 (0) 700 2242 4091  
Fax: +49 (0) 700 2242 3733  
Email: 4b-deutschland@go4b.com

## 4B ASIA PACIFIC

Build No.899/1 Moo 20, Soi Chongsiri,  
Bangplee-Tam Ru Road, Tanbon  
Bangpleeyai, Amphur Bangplee,  
Samutprakarn, 10540  
THAILAND  
Tel: +66 (0) 2173-4339  
Fax: +66 (0) 2173-4338  
Email: 4b-asiapacific@go4b.com

## 4B AFRICA

14 Newport Business Park Mica Drive,  
Kya Sand, 2163 Johannesburg  
SOUTH AFRICA  
Tel: +27 (0) 11 708 6114  
Fax: +27 (0) 11 708 1654  
Email: 4b-africa@go4b.com

## 4B AUSTRALIA

Unit 1-18 Overlord Place  
Acacia Ridge  
Queensland 4110  
AUSTRALIA  
Tel: +61 (0) 7 3711 2565  
Fax: +61 (0) 7 3711 2574  
Email: 4b-australia@go4b.com

### 4B catalogues also available:

- Elevator Buckets
- Elevator Belting
- Bolts & Fasteners
- Electronics

Please contact us on: +44 (0) 113 246 1800  
[4b-uk@go4b.com](mailto:4b-uk@go4b.com)



[www.go4b.com](http://www.go4b.com)

# BETTER BY DESIGN

Our policy is one of continuous improvement; therefore we reserve the right to amend specification without prior notice. All information contained herein is provided in good faith and no warranty is given or implied. E&OE.