

CURB CADET ***COMPACT CURB MACHINE***



Highly Mobile Compact Curb Machine

- The Curb Cadet will slipform concrete curb or extrude asphalt or concrete curb. The extruder is capable of handling zero-slump concrete. It is self-propelled and compact in size for easy loading and transporting from job-to-job.
- The manual travel control valve and knob, grade controls, engine controls, and warning light are located on the handle.
- The manual steering assembly with control panel provides the operator with front wheel steering. Mobility is achieved with a hydraulically driven, rear-mounted track. An optional three-track machine is also available.
- The manual hydraulic system is easy to operate, troubleshoot, and maintain with adjustments made by simply turning a knob on the valve. The vibrator control knob and the cross-auger control knob are located on the front of the machine.
- The coordinated stop switch provides automatic on/off control of vibrator and/or auger synchronized with forward travel.
- Elevation of the Curb Cadet is controlled by three hydraulic cylinders with 10 inch (254 mm) stroke and an additional 5 inch (127 mm) manual adjustment.
- Molds are quickly interchangeable on the Curb Cadet and can accommodate concrete mold configurations that will fit within a 12 inch (305 mm) wide by 14 inch (356 mm) high section. For other slipform mold configurations, please consult the factory.
- Curb may be poured on either side of the machine. The hopper and mold is adjustable up to 12 inches (305 mm) for center pour or side pour. With the slipform mold, the Curb Cadet can place concrete over dowels or continuous reinforcing bar.
- The hydraulically powered extruding auger and the cross-feed auger easily convert from the extrusion to the slipforming operation.
- The Curb Cadet has the capability of pouring a 24 inch (610 mm) radius, depending on the mold profile.



The Worldwide Leader in Concrete Paving Technology

Curb Cadet Specifications

ENGINE

Type: Diesel engine, water cooled.

Power: 30.2 hp (22.5 kW) continuous @ 3000 rpm.

SERVICE CAPACITIES

Fuel reservoir: 23 gal. (87.1 L).

Hydraulic oil reservoir: 14.7 gal. (55.6 L).

CONTROL SYSTEM

Type: Hydraulic, with controls on handle and front of the machine. The manual travel control valve, manual three-point grade control, cross auger directional controls, engine controls, and E-stop warning light are located on the handle. The vibrator control knob and cross-auger speed control knob are located on the front of the machine.

VIBRATOR with slipform mold (option)

Type: Hydraulically powered, motor in head, variable speed, independently controlled. Recommended when slipforming over vertical dowels or inserting longitudinal steel.

HOPPER CAPACITY

Concrete: 13 cu. ft. (0.37 cu. m).

Asphalt: 7.1 cu. ft. (0.2 cu. m).

CROSS-AUGER AND HOPPER

Adjustable: 12 in. (305 mm) sliding hopper.

Auger dimensions: 12 in. (305 mm) diameter by 4.7 ft. (1.43 m) long for concrete. Removable paddles for slipforming.

Auger drive: Hydraulic motor direct coupled to auger shaft.

Auger speed: Up to 48 rpm.

EXTRUDING AUGER with mold (option)

Auger dimensions: 6 in. (152 mm) diameter by 24 in. (610 mm) long.

Auger drive: Hydraulic motor direct coupled to auger shaft.

Auger speed: Up to 61 rpm.

ASPHALT EXTRUSION ASSEMBLY with mold (option)

Asphalt extrusion kit includes a double skin hopper and auger, heavy duty extruding auger and drive, propane burner and propane tank.

TRACK AND WHEEL ASSEMBLIES

Track dimensions: One track, 23 in. (584 mm) long, 6 in. (152 mm) wide, by 9 in. (229 mm) high.

Track motor: 24 cid roller vane motor.

Wheel assemblies: Eight - 9 in. (229 mm) diameter by 3 in. (76 mm) wide wheels.

Travel speed: Up to 51 fpm (15.5 mpm) paving, 94 fpm (28.7 mpm) transport.

Track load: 1225 lbs. (555.7 kg). Ground Pressure at 29 psi.

Wheel load: 1275 lbs. (578.3 kg) with weight equally distributed on eight wheels.

RADIUS

24 inches (610 mm) depending on mold profile.

DIMENSIONS

Overall transport dimensions:

7.6 ft. (2.32 m) long, 6.5 ft. (1.98 m) wide, and 3.3 ft. (1 m) high.

WEIGHT

2605 lbs. (1202 kg).

OPTIONAL THREE-TRACK MACHINE

Track dimensions: 23 in. (584 mm) long, 6 in. (152 mm) wide, by 9 in. (229 mm) high.

Track motor: 24 cid roller vane motor.

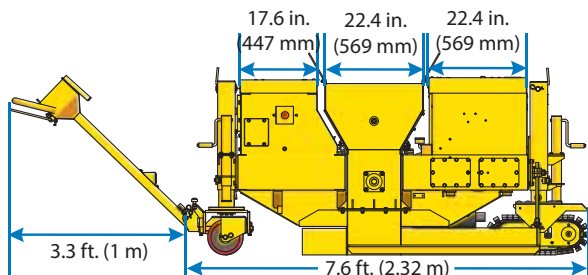
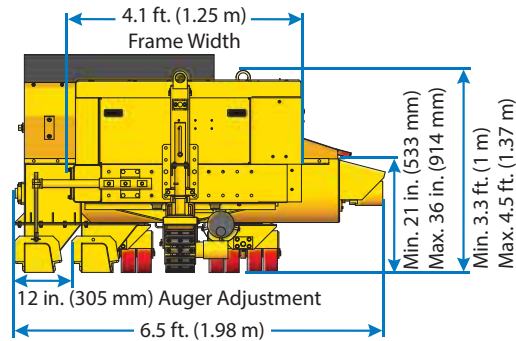
Travel speed: Up to 51 fpm (15.5 mpm) paving, 94 fpm (28.7 mpm) transport.

Track load (rear): 1225 lbs. (555.7 kg). Ground pressure at 29 psi.

Track load (front): 1275 lbs. (578.3 kg.), with weight evenly distributed on both tracks, ground pressure at 15 psi.

Optional three-track overall dimensions:

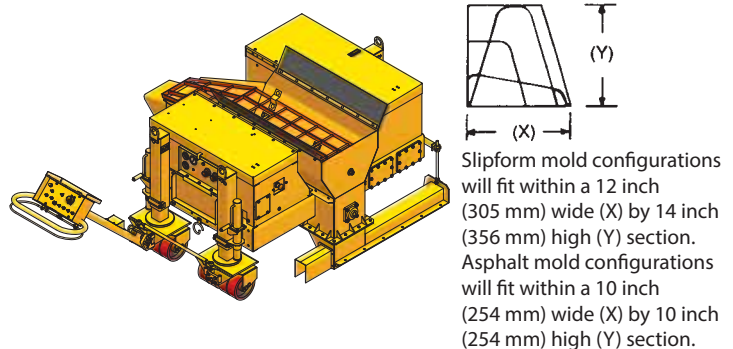
8.4 ft. (2.56 m) long, 6.6 ft. (2.01 m) wide, and 3.2 ft. (0.98 m) high.



Travel and grade control are located on the handle for easy reach.



The vibrator adjustments and cross-auger knob are located on the front of the machine.



Slipform mold configurations will fit within a 12 inch (305 mm) wide (X) by 14 inch (356 mm) high (Y) section. Asphalt mold configurations will fit within a 10 inch (254 mm) wide (X) by 10 inch (254 mm) high (Y) section.

Manufactured under one or more of the following U.S. or foreign patents: 5,924,817; 5,941,659; 6,099,204; 6,450,048; CA2,211,331; 7,044,680; 7,284,472; 7,517,171; 7,845,878; 7,850,395; CA2,864,902; CA2,591,177; 8,855,967; 8,682,622; 9,051,696; 9,180,909; 9,200,414; 9,404,228; 9,428,869; 9,458,581; 9,464,716; 9,541,195; and patents pending.

GOMACO Corporation reserves the right to make improvements in design, material, and/or changes in specifications at any time without notice and without incurring any obligation related to such changes. Performance data is based on averages and may vary from machine to machine.

Printed in U.S.A. © 2017 (2 GOMACO Corp.)

Worldwide Headquarters

GOMACO Corporation
PO Box 151
Ida Grove, IA USA 51445
Ph: 1-712-364-3347
www.gomaco.com
E-mail: info@gomaco.com

European Headquarters

GOMACO International Ltd.
Units 14 & 15
Avenue One, Station Lane
Witney, Oxon, OX28 4XZ, United Kingdom
Ph: 44-1993-705100
E-mail: pavinguk@gomaco.com



The Worldwide Leader in Concrete Paving Technology



GOMACO Corporation's Quality Management System is ISO 9001 Certified By The American Systems Registrar.

Quality Policy: We Shall Meet Or Exceed Our Customers' Expectations.

