

Changeable Units

Mechanical Fixture

WA-M-18xx



Technical description

- parallel mechanical pressure unit very easy to handle
- interface with 384 contacts or probe-interface
- lower-cost because of the changeable unit
- individual upgrading through the unit assembly system
- customer specified interface
- fixture is suitable for about 300N (300 probes with 1N spring force)
- changeable plates like WA-M-1600
- positioning of probe plate to holddown plate automatically
- case can be opened during the debugging
- changeable plates / raise of case are not included in the fixture; order separately
- various accessoires

Fixture:	Outside dimensions:	Working area:	Probe plate:	Moving plate:	Holddown plate:
WA-M-1800	530x280x450mm	350x230mm	WA-KTP-1600	WA-PAP-1600	WA-AP-1600
WA-M-1800-I	530x280x450mm	350x215mm	WA-KTP-1600-I	WA-PAP-1600	WA-AP-1600

Changeable Units

Mechanical Fixture

Fixture with parallel closing pressure unit

very easy to handle, without changeable plates,
incl. 384pole internal interface (expandable),
max. working area: 350x230mm;
outside dimensions: 530x280x450mm

Order number: **WA-M-1800**



Fixture with parallel closing pressure unit

very easy to handle, without changeable plates,
incl. mounting support for internal interface with max. 1700Pins,
usable interface-blocks: TSI-50-USB-A-Receiver / TSI-50-16A-45-FKS
TSI-50-201 / TSI-50-PSB
max. working area: 350x215mm; outside dimensions: 530x280x450mm

Order number: **WA-M-1800-I**



Probe plate

CEM1; incl. 384pole internal interface (expandable)
max. working area: 350x230mm;
outside dimensions: 440x320mm


Order number: **WA-KTP-1600**



Probe plate for FKS-IF

CEM1; incl. mounting support for internal interface with max. 1700Pins,
usable interface-blocks: TSI-50-USB-A-Adapter / TSI-50-16A-45-IK
TSI-50-101 / TSI-50-PBB
max. working area: 350x215mm; outside dimensions: 440x320mm


Order number: **WA-KTP-1600-I**



Moving plate

made of EGS-AS
with 8 distance stoppers (3mm)
outside dimensions: 440x320mm, ca. 5mm thick

Order number: **WA-PAP-1600**




Changeable Units

Mechanical Fixture

Holddown plate

made of ESD acrylic plastic, approx. 15mm thick
outside dimensions: 445x310mm


Order number: **WA-AP-1600**



Raise of case 90mm V2.0

for case MFG-530-Pult-Gehäuse-V1.0; aluminium,
heigh: 90mm

Order number: **MFG-530-GEHÄUSEERHÖHUNG-90**



Raise of case 250mm

for case MFG-530-Pult-Gehäuse-V1.0
heigh: 250mm

Order number: **MFG-530-GEHÄUSEERHÖHUNG-250**

