

TRILLIANT® CUBE LED WORK LAMP TIER 1 OUTPUT



FEATURES & BENEFITS

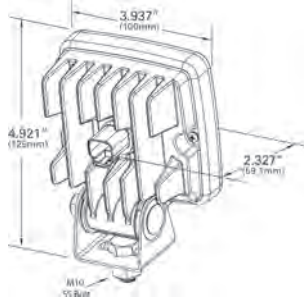
- Compact 4" x 4" lamps available in 1200 lumen model
- Highest quality electronic components and advanced Grote circuit design provides electronically quiet operation. This ensures long life, consistent light output, and protection from voltage spikes and electromagnetic interference
- All-weather design means consistent, reliable light for the task duration regardless of conditions
- Rugged SAE J575E-compliant construction protects against vibration, corrosion, moisture, and dust
- Sophisticated reflector optics waste less light, focuses more light on task



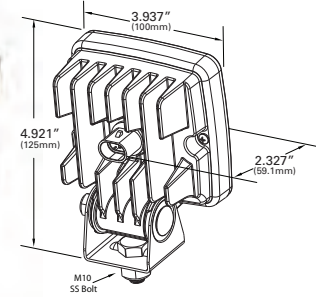
63991



63E23



63981



Part Number	Light Pattern	Connection Type	Product Description	Light Output (Usable Lumens)	Wattage (W)	Voltage (V)	Amperage (A)
63981	Flood	Hard Shell SuperSeal	4 x 4 work lamp w/pigtail	1200	17	12/24	1.4/.7
63981-5	Flood	Hard Shell SuperSeal	4 x 4 work lamp w/pigtail	1200	17	12/24	1.4/.7
63991	Wide Flood	Hard Shell SuperSeal	4 x 4 work lamp w/pigtail	1200	17	12/24	1.4/.7
63991-5	Wide Flood	Hard Shell SuperSeal	4 x 4 work lamp w/pigtail	1200	17	12/24	1.4/.7
63E01	Flood	Hard Shell Type C	4 x 4 work lamp, no pigtail, Europe only	1200	17	12/24	1.4/.7
63E11	Wide Flood	Hard Shell Type C	4 x 4 work lamp, no pigtail, Europe only	1200	17	12/24	1.4/.7
63E21	Flood	Deutsch	4 x 4 work lamp no pigtail	1200	17	12/24	1.4/.7
63E31	Wide Flood	Deutsch	4 x 4 work lamp no pigtail	1200	17	12/24	1.4/.7
63H31	Flood	Deutsch	4 x 4 work lamp no pigtail	1200	17	48	0.35
63E23	Flood	Deutsch	4 x 4 work lamp, Amber lens	1200	17	12/24	1.4/.7

All figures listed are based on nominal voltage

Accessories

Part Number	Description	Fits
68580	Hard Shell SuperSeal Pigtail Blunt Cut	All Hard Shell SuperSeal lamps
68610	Deutsch Pigtail Blunt Cut	All Deutsch lamps
98111	Hard Shell Type C connector, Europe only	63E01 and 63E11

Materials	Certifications	Ingress Protection
Powder Coated Cast Aluminum Housing/CRS, Zinc Plated Bracket/ Polycarbonate Lens	ECE R10, Dir. 72/245/EEC, Amended by 2006/28/EC CE	IP69K



TRILLIANT® CUBE LED WORK LAMP TIER 2 OUTPUT

FEATURES & BENEFITS

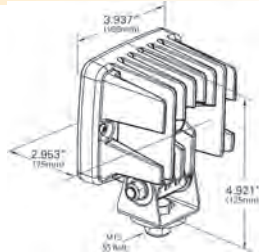
- Compact 4" x 4" lamps available in 2500 lumen model and 2800 lumen model
- Highest quality electronic components and advanced Grote circuit design provides electronically quiet operation. This ensures long life, consistent light output, and protection from voltage spikes and electromagnetic interference
- All-weather design means consistent, reliable light for the task duration regardless of conditions
- Rugged SAE J575E-compliant construction protects against vibration, corrosion, moisture, and dust
- Sophisticated reflector optics waste less light, focuses more light on task



63F61



63F71



Part Number	Light Pattern	Connection Type	Product Description	Light Output (Usable Lumens)	Wattage (W)	Voltage (V)	Amperage (A)
63E81	ECE IND	Flood	Hard Shell Type C 4 x 4 work lamp, no pigtail, Europe only	2500	36	12	3
63E91	ECE IND	Flood	Hard Shell Type C 4 x 4 work lamp, no pigtail, Europe only	2500	36	12	3
63F01	ECE IND	Wide Flood	Hard Shell Type C 4 x 4 work lamp, no pigtail, Europe only	2500	36	12	3
63F11	ECE IND	Wide Flood	Hard Shell Type C 4 x 4 work lamp, no pigtail, Europe only	2500	36	24	1.5
63F21	ECE IND	Flood	Deutsch 4 x 4 work lamp, no pigtail	2500	36	12	3
63F31	ECE IND	Flood	Deutsch 4 x 4 work lamp, no pigtail	2500	36	24	1.5
63F41	ECE IND	Wide Flood	Deutsch 4 x 4 work lamp no pigtail	2500	36	12	3
63F51	ECE IND	Wide Flood	Deutsch 4 x 4 work lamp no pigtail	2500	36	24	1.5
63F61	ECE IND	Flood	Hard Shell SuperSeal 4 x 4 work lamp	2500	36	12	3
63F71	ECE IND	Wide Flood	Hard Shell SuperSeal 4 x 4 work lamp	2500	36	12	3
63L31	ECE IND NEW	Flood	Hard Shell Type C 4 x 4 work lamp, no pigtail, Europe only	2800	45	12/24	3.4/1.7
63L41	ECE IND NEW	Wide Flood	Hard Shell Type C 4 x 4 work lamp, no pigtail, Europe only	2800	45	12/24	3.4/1.7
63L51	ECE IND NEW	Flood	Deutsch 4 x 4 work lamp no pigtail	2800	45	12/24	3.4/1.7
63L61	ECE IND NEW	Wide Flood	Deutsch 4 x 4 work lamp no pigtail	2800	45	12/24	3.4/1.7
63L71	ECE IND NEW	Flood	Hard Shell SuperSeal 4 x 4 work lamp	2800	45	12/24	3.4/1.7
63L81	ECE IND NEW	Wide Flood	Hard Shell SuperSeal 4 x 4 work lamp	2800	45	12/24	3.4/1.7

All figures listed are based on nominal voltage

Accessories

Part Number	Description	Fits	Materials	Certifications	Ingress Protection
98111	Hard Shell Type C connector, Europe only	63E81, 63E91, 63F01, 63F11	Powder Coated Cast Aluminum Housing/CRS, Zinc Plated Bracket/ Polycarbonate Lens	ECE R10, Dir. 72/245/EEC, Amended by 2006/28/EC	IP69K
68580	Hard Shell SuperSeal, Blunt Cut	All Hard Shell SuperSeal lamps		CE	

TRILLIANT® OVAL LED TIER 1 WORK LAMPS



FEATURES & BENEFITS

- Highest quality electronic components and advanced Grote circuit design provides electronically quiet operation. This ensures long life, consistent light output, and protection from voltage spikes and electromagnetic interference
- All-weather design means consistent, reliable light for the task duration regardless of conditions
- Rugged SAE J575E-compliant construction protects against vibration, corrosion, moisture, and dust
- Two beam patterns to choose from (Flood and Wide Flood). Sophisticated reflector optics waste less light, focuses more light on task

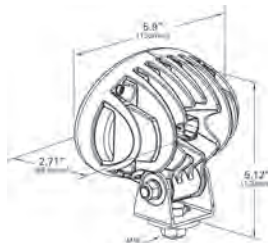


1200 Lumen Flood

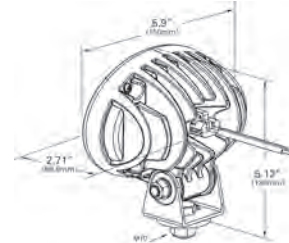
63F81



63F91



Deutsch



Hard Shell SuperSeal

Part Number	Light Pattern	Connection Type	Product Description	Light Output (Usable Lumens)	Wattage (W)	Voltage (V)	Amperage (A)
63F81 ECE	Flood	Hard Shell SuperSeal	Oval work lamp w/pigtail	1200	24	12/24	2/1
63F81-5 ECE RETAIL	Flood	Hard Shell SuperSeal	Oval work lamp w/pigtail	1200	24	12/24	2/1
63F91 ECE	Wide Flood	Hard Shell SuperSeal	Oval work lamp w/pigtail	1200	24	12/24	2/1
63G01 ECE	Flood	Deutsch	Oval work lamp	1200	24	12/24	2/1
63G11 ECE	Wide Flood	Deutsch	Oval work lamp	1200	24	12/24	2/1
63G21 ECE	Flood	Hard Shell Type C	Oval work lamp, Europe only	1200	24	12/24	2/1
63G31 ECE	Wide Flood	Hard Shell Type C	Oval work lamp, Europe only	1200	24	12/24	2/1

All figures listed are based on nominal voltage

Accessories

Part Number	Description	Fits	Materials	Certifications	Ingress Protection
68580	Hard Shell SuperSeal Pigtail Blunt Cut	All Hard Shell SuperSeal Lamps	Powder Coated Cast Aluminum Housing/CRS, Zinc Plated Bracket/ Polycarbonate Lens	ECE R10, Dir. 72/245/EEC, Amended by 2006/28/EC CE	IP69K
68610	Deutsch Pigtail Blunt Cut	All Deutsch Lamps			
98111	Hard Shell Type C Pigtail, Europe only	63G21 and 63G31			

TRILLIANT® OVAL LED TIER 2 WORK LAMPS



FEATURES & BENEFITS

- Highest quality electronic components and advanced Grote circuit design provides electronically quiet operation. This ensures long life, consistent light output, and protection from voltage spikes and electromagnetic interference
- All-weather design means consistent, reliable light for the task duration regardless of conditions
- Rugged SAE J575E-compliant construction protects against vibration, corrosion, moisture, and dust
- Two beam patterns to choose from (Flood and Wide Flood). Sophisticated reflector optics waste less light, focuses more light on task

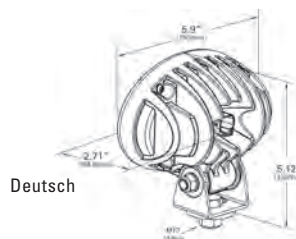


2500 Lumen Wide Flood

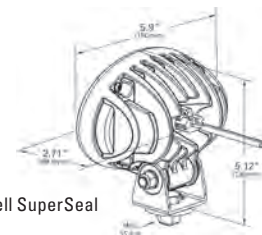
63J11



63J01



Deutsch



Hard Shell SuperSeal

Part Number	Light Pattern	Connection Type	Product Description	Light Output (Usable Lumens)	Wattage (W)	Voltage (V)	Amperage (A)
63J01	Flood	Hard Shell SuperSeal	High output oval work lamp, w/pigtail	2500	36	12/24	3/1.5
63J11	Wide Flood	Hard Shell SuperSeal	High output oval work lamp, w/pigtail	2500	36	12/24	3/1.5
63J21	Flood	Deutsch	High output oval work lamp	2500	36	12/24	3/1.5
63J31	Wide Flood	Deutsch	High output oval work lamp	2500	36	12/24	3/1.5
63G81	Flood	Hard Shell Type C	High output oval work lamp, Europe only	2500	36	12/24	3/1.5
63G91	Wide Flood	Hard Shell Type C	High output oval work lamp, Europe only	2500	36	12/24	3/1.5

All figures listed are based on nominal voltage

Accessories

Part Number	Description	Fits	Materials	Certifications	Ingress Protection
68580	Hard Shell SuperSeal Pigtail Blunt Cut	All Hard Shell SuperSeal Lamps	Powder Coated Cast Aluminum	ECE R10, Dir. 72/245/EEC, Amended by 2006/28/EC	IP69K
68610	Deutsch Pigtail Blunt Cut	All Deutsch Lamps	Housing/CRS, Zinc Plate Bracket/ Polycarbonate Lens		
98111	Hard Shell Type C Pigtail, Europe only	63G81 and 63G91			

TRILLIANT® MINI LED WORK LAMPS

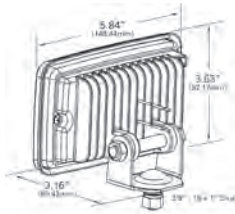


FEATURES & BENEFITS

- LEDs are rated for 50,000-hour for long-lasting service
- Polycarbonate hard coated lens provides many years of service
- 3X5 size makes this lamp a natural LED upgrade for many incandescent and halogen sealed beams

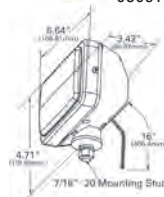


63602



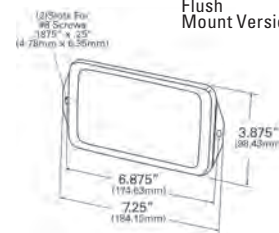
In Per-lux® Housing

63651



63610

Flush Mount Version



Part Number	Light Pattern	Connection Type	Product Description	Light Output (Usable Lumens)	Wattage (W)	Voltage (V)	Amperage (A)	
63601		Spot	Hardwire	3 x 5 work lamp	700	17	12	1.4
63601-5		Spot	Hardwire	3 x 5 work lamp	700	17	12	1.4
63602		Spot	Hardwire	3 x 5 work lamp featuring red LEDs	135	10	12	0.8
63731		Spot	Hardwire	3 x 5 work lamp	700	17	24	0.7
63610		Flood	Hardwire	3 x 5 flush mount work lamp	700	17	12	1.4
63611		Flood	Hardwire	3 x 5 work lamp	700	17	12	1.4
63611-5		Flood	Hardwire	3 x 5 work lamp	700	17	12	1.4
63651		Flood	Hardwire	3 x 5 work lamp in Per-Lux® housing	700	17	12	1.4
63741		Flood	Hardwire	3 x 5 work lamp	700	17	24	0.7
63621		Trapezoid	Hardwire	3 x 5 work lamp	700	17	12	1.4
63621-5		Trapezoid	Hardwire	3 x 5 work lamp	700	17	12	1.4
63661		Trapezoid	Hardwire	3 x 5 work lamp in Per-Lux® housing	700	17	12	1.4
63751		Trapezoid	Hardwire	3 x 5 work lamp	700	17	24	0.7

All figures listed are based on nominal voltage

Accessories

Part Number	Description	Fits
94690	Flush mount bracket and gasket	All Trilliant® Mini lamps to convert to Flush Mount

Materials	Certifications	Ingress Protection
Powder Coated Die-Cast Aluminium Housing/ Polycarbonate Lens Stainless Steel Hardware	ECE R10, Dir. 72/245/EEC, Amended by 2006/28/EC	IP69K

TRILLIANT® LED WORK LAMPS

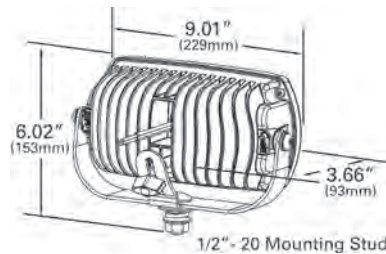
LED

FEATURES & BENEFITS

- Long-lasting, high output LED work lamp
- Field tested in brutal off-road conditions
- Easily mountable with a durable 1/2" stud mounting bracket, also features Aim-N-Go technology



63E41



63571
Lens Optics Version

Part Number	Light Pattern	Housing Color	Product Description	Optic Design	Light Output (Usable Lumens)	Wattage (W)	Voltage (V)	Current (A)
63571 ECE	Spot	Black	Beam pattern can be changed via lens	Lens	1300	50	12/24	4.2/2.1
63671 ECE	Spot	Black	Beam pattern can be changed via lens	Lens	1300	50	24	2.1
63901 ECE	Spot	White	Beam pattern can be changed via lens	Lens	1300	50	12/24	4.2/2.1
63581 ECE	Flood	Black	Beam pattern can be changed via lens	Lens	1600	50	12/24	4.2/2.1
63681 ECE	Flood	Black	Beam pattern can be changed via lens	Lens	1600	50	24	2.1
63E41 ECE	Flood	Black	Lens repairable	Reflector	2400	50	12/24	4.2/2.1
63E61 ECE	Flood	Black	Lens repairable	Reflector	2400	50	24	4.2/2.1
63761 ECE	Wide Flood	Black	Lens repairable	Lens	1500	50	12/24	4.2/2.1
63771 ECE	Wide Flood	Black	Lens repairable	Lens	1500	50	24	2.1
63E51 ECE	Wide Flood	Black	Lens repairable	Reflector	2200	50	12/24	4.2/2.1
63E71 ECE	Wide Flood	Black	Lens repairable	Reflector	2200	50	24	2.1
63591 ECE	Trapezoid	Black	Beam pattern can be changed via lens	Lens	1600	50	12/24	4.2/2.1
63691 ECE	Trapezoid	Black	Beam pattern can be changed via lens	Lens	1600	50	24	2.1

All figures listed are based on nominal voltage

Accessories

Part Number	Description	Fits
94580	Spot Lens	63571; 63671; 63881; 63901
94590	Trapezoid Lens	63591; 63691
94600	Flood Lens	63581; 63681
43651	White Bracket	All Trilliant® Lamps
43652	Black Bracket	All Trilliant® Lamps

Materials	Certifications	Ingress Protection
Housing: Powder Coated Aluminum	ECE R10, Dir. 72/245/EEC, Amended by 2006/28/EC	IP69K
Bracket: CRS, Black Zinc Plated		
Lens: Polycarbonate		

T26 LED WORK LAMP

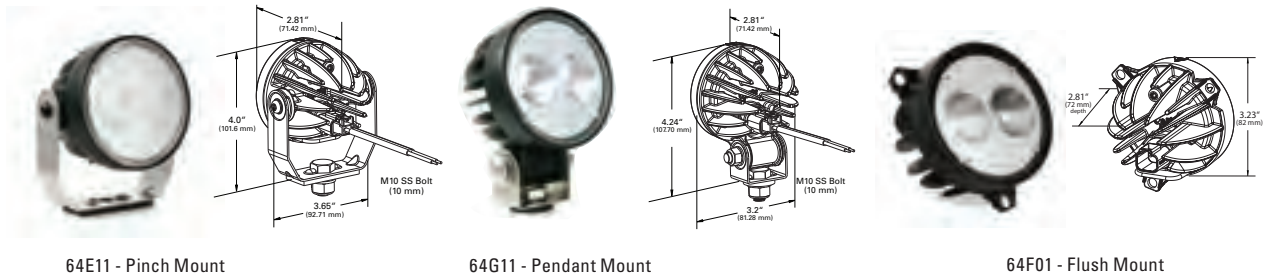


FEATURES & BENEFITS

- Efficient light engine projects 1790 effective Lumens using only 18 Watts of power across 10-48 Volts.
- Rugged mechanical design ensures consistent performance and long life in the harshest environments.
- Small size combined with tough construction allows mounting in places where larger or less rugged lamps cannot fit or survive.
- Advanced circuit design provides electronically quiet operation; protects against EMI without interfering with other electronic devices.
- Clean, white light designed to represent true colors, just like day light.



64G01



64E11 - Pinch Mount

64G11 - Pendant Mount

64F01 - Flush Mount

Part Number	Light Pattern	Connection Type	Product Description	Light Output (Usable Lumens)	Wattage (W)	Voltage (V)	Amperage (A)
64E01	ECE IND NEW	Deutsch	Pinch Mount	1800	18	10-48	1.75-.36
64E01-5	ECE RETAIL NEW	Deutsch	Pinch Mount	1800	18	10-48	1.75-.36
64E11	ECE IND NEW	Deutsch	Pinch Mount	1800	18	10-48	1.75-.36
64E11-5	ECE RETAIL NEW	Deutsch	Pinch Mount	1800	18	10-48	1.75-.36
64F01	ECE IND NEW	Deutsch	Flush Mount	1800	18	10-48	1.75-.36
64F11	ECE IND NEW	Deutsch	Flush Mount	1800	18	10-48	1.75-.36
64G01	ECE IND NEW	Deutsch	Pendant Mount	1800	18	10-48	1.75-.36
64G01-5	ECE RETAIL NEW	Deutsch	Pendant Mount	1800	18	10-48	1.75-.36
64G11	ECE IND NEW	Deutsch	Pendant Mount	1800	18	10-48	1.75-.36
64G11-5	ECE RETAIL NEW	Deutsch	Pendant Mount	1800	18	10-48	1.75-.36

All figures listed are based on nominal voltage

Accessories

Part Number	Description
68610	Replacement Harness - Deutsch pigtail
01-9950-H1	Flush Mount Clips

Materials	Certifications	Ingress Protection
Material: Powder Coated Aluminum Housing Lens: Polycarbonate CRS, Zinc Plated Hardware	Certifications: SAE J575 and ISO 60068-2-6:1996 (impact), SAE J1455 (thermal stress), SAE J2139 (corrosion), ISO16750-4:2003 (storage temperature)	Ingress Protection: IP69K
	CE	

LED BAR LAMPS

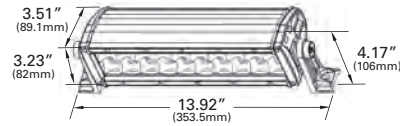


FEATURES & BENEFITS

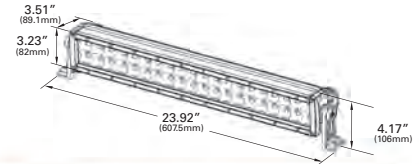
- Rugged bar lamps feature LEDs to produce a high intensity light output with a color temperature that is easy on the eyes.
- Multiple lengths and patterns to make choosing the right lamp a simple process
- Each lamp ships with cast aluminum brackets, harness, relay, fuse and in-dash switch




64J11



64J21



64J31



Part Number	Light Pattern	Product Description	Light Output (Usable Lumens)	LPW	Voltage (V)	Amperage (A)
64J11	Far Flood	10" Double Row	2700	61	12/24	3.5/1.5
64J21	Far Flood	20" Double Row	5400	61	12/24	7/3
64J31	Far Flood	30" Double Row	8100	61	12/24	10.5/4.5

All figures listed are based on nominal voltage

Accessories

Replacement Harness: 67760 (10" lamp), 67770 (20"-50" lamps)
 Hardware Kit: 98160

Materials	Certifications	Ingress Protection
Material: Anodized Aluminum Housing Lens: Polycarbonate	400N pull test (harness), ASTM B117 Corrosion, 3.3G Vibration test	IP67 and IP69K

TRILLIANT® 36 LED WORK LAMPS



FEATURES & BENEFITS

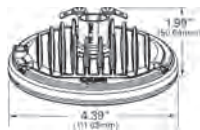
- Hard coated lens for durability and protection against UV
- Thermal pull back circuit to protect the LEDs from overheating
- Aluminum housing with black powder coating
- Encapsulant potting for total circuit board protection against moisture and corrosion
- Bulb termination accommodates either screw or FastOn cable connections
- Color temperature provides a natural contrast most like sunlight, reducing eye fatigue and optimizing job performance
- Replaceable lens with three stainless steel Phillips head screws



63821



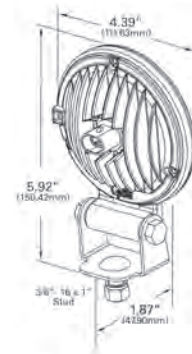
63831



63861



63871



Part Number	Light Pattern	Connection Type	Product Description	Light Output (Usable Lumens)	Wattage (W)	Voltage (V)	Amperage (A)
63971 ECE	TractorPlus	Hard Shell SuperSeal	Replaceable bulb version	800	17	12/24	1.4/.7
63H81 ECE	Wide Flood	Hard Shell SuperSeal	Replaceable bulb version	800	17	12/24	1.4/.7
63H01 ECE	Wide Flood	Deutsch	Integrated bracket	800	17	12/24	1.4/.7
63H11 ECE	TractorPlus	Deutsch	Integrated bracket	800	17	12/24	1.4/.7
63821-5 ECE RETAIL	TractorPlus	Spade/Screw Terminals	Replaceable bulb version	800	17	12/24	1.4/.7
63821 ECE	TractorPlus	Spade/Screw Terminals	Replaceable bulb version	800	17	12/24	1.4/.7
63831-5 ECE RETAIL	Wide Flood	Spade/Screw Terminals	Replaceable bulb version	800	17	12/24	1.4/.7
63831 ECE	Wide Flood	Spade/Screw Terminals	Replaceable bulb version	800	17	12/24	1.4/.7
63861-5 ECE RETAIL	TractorPlus	Hard Shell SuperSeal	Integrated bracket	800	17	12/24	1.4/.7
63861 ECE	TractorPlus	Hard Shell SuperSeal	Integrated bracket	800	17	12/24	1.4/.7
63871-5 ECE RETAIL	Wide Flood	Hard Shell SuperSeal	Integrated bracket	800	17	12/24	1.4/.7
63871 ECE	Wide Flood	Hard Shell SuperSeal	Integrated bracket	800	17	12/24	1.4/.7

All figures listed are based on nominal voltage

Accessories

Part Number	Description	Fits
94300	TractorPlus™ Lens	All TractorPlus™ T36 Lamps
94310	Flood Lens	All Flood T36 Lamps
68580	Hard Shell SuperSeal Pigtail Blunt Cut	All AMP SS T36 Lamps
68610	Deutsch Pigtail Blunt Cut	63H01,63H11

Materials	Certifications	Ingress Protection
Powder Coated Aluminum Housing/ Polycarbonate Lens	ECE R10, Dir. 72/245/ EEC, Amended by 2006/28/EC	IP69K

GROTE SELECT LED FLOOD LAMP

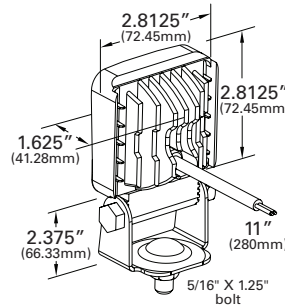


FEATURES & BENEFITS

- LED technology means high output with low power draw
- 12v-36v allows the user flexibility to use this lamp in multiple power systems
- 775 raw lumens, 350 usable lumens
- Great lamp for use around the home, farm or wherever light is needed in a small space,
- Includes mounting hardware



64H01-5



64H01-5



00891-1



64H01-1

Part Number	Light Pattern	Connection Type	Product Description	Light Output (Usable Lumens)	Wattage (W)	Voltage (V)	Amperage (A)
64H01-5 <small>ECE NEW RETAIL</small>	Flood		Pedestal mount	350	7.7	12/36	.643A (@12V)
64H01-1 <small>ECE NEW</small>	Flood	N/A	(4) Four 64H01-5 lamps in a retail display	N/A	N/A	N/A	N/A

All figures listed are based on nominal voltage

Materials

Housing: Powder Coated Aluminum Housing
 Lens: Polycarbonate
 Finish: Black
 Voltage: 12v-36v
 Amperage: .643A @12V, .315A @ 24V



BRITeZONE™ HANDHELD LED WORK LAMPS



NO EXCUSES. Rain or Shine... Day or Night... Wet or Dry...
 Grote's line of affordable LED lamps are designed to work when you need them.

FEATURES & BENEFITS

- Chargers are provided with both lamps: Go Anywhere LED Work Lamp comes with wall & car chargers. EZ Grip LED Work Lamp comes with a wall charger.
- The magnetic polymer base allows you to secure the lamp to most metal surfaces.
- With rugged, durable construction and LED power that far outshines halogen, BriteZone lamps get the job done.
- Boating. Moving. Off-roading. Working. Long after the sun goes down, you need a lamp that's as tough and tireless as you are.
- Grote's BriteZone range has the LED lamp to shed light on any use – even tow trucks, garbage trucks and forklifts – without breaking the bank.

Part Number	Description	LEDS	Power Consumption	Raw Lumens	Voltage (V)
BZ501-5	Go Anywhere Led Work Lamp	6	12 Watts	1100	12 Volts DC
BZ401-5	EZ Grip Led Work Lamp	3	12 Watts	775	12 Volts DC
BZ701	Clear Lens For BZ501-5				
BZ702	Red Lens For BZ501-5				
BZ703	Amber Lens For BZ501-5				
BZ705	Blue Lens For BZ501-5				
BZ801-5	Wall Charger for BZ401-5 or BZ501-5				
BZ901-5	Car Charger for BZ401-5 or BZ501-5				

Materials	Light Output
Lens: Polycarbonate	Flood Pattern With
Housing: Die-Cast Aluminum Lamp with Polymer Base	Cool White Color
Bracket: Stainless Steel	

All figures listed are based on nominal voltage

Work Lighting

Lampe de Travail Iluminación de Trabajo

BRITEZONE™ LED WORK LAMPS

LED



BZ201-5



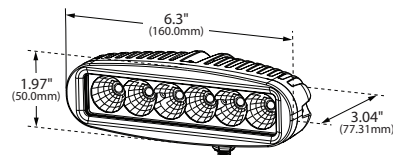
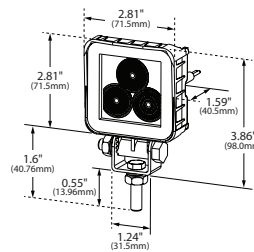
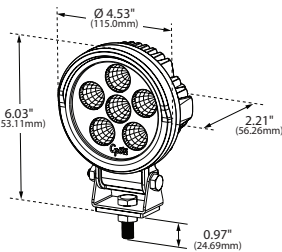
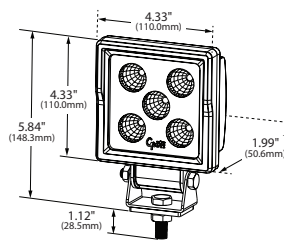
BZ101-5



BZ601-5



BZ301-5



NO EXCUSES. Rain or Shine... Day or Night... Wet or Dry...

Grote's line of affordable LED lamps are designed to work when you need them.

FEATURES & BENEFITS

- With rugged, durable construction and LED power that far outshines halogen, BriteZone lamps get the job done.
- Boating. Mowing. Off-roading. Working. Long after the sun goes down, you need a lamp that's as tough and tireless as you are.
- Grote's BriteZone range has the LED lamp to shed light on any use –even tow trucks, garbage trucks and forklifts – without breaking the bank.
- Value priced to meet any budget.

Part Number	Description	LEDS	Power Consumption	Raw Lumens	Voltage (V)
BZ101-5	Round Work Lamp	6	16 Watts	1600	9/32 Volts
BZ201-5	Square Work Lamp	5	11 Watts	1100	9/32 Volts
BZ301-5	Slim Work Lamp	6	16 Watts	1400	9/32 Volts
BZ601-5	Mini Square Work Lamp	3	8.1 Watts	775	12/36 Volts

All figures listed are based on nominal voltage

Materials

Lens: Polycarbonate
Housing: Die-Cast Aluminum
Bracket: Stainless Steel

Light Output

Flood Pattern With Cool White
Colorbulb: 24-Volt - H3, 70

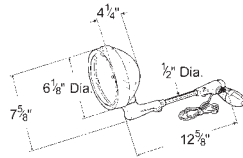
PAR 46 UTILITY LAMPS

FEATURES & BENEFITS

- For versatile application as utility, fifth wheel, back up, tractor, or off-road vehicle lamp



63921



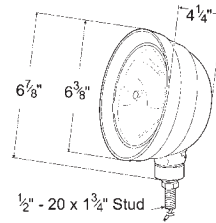
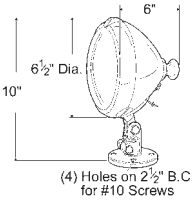
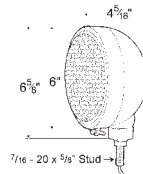
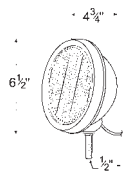
64341
64391



64231



63941



64471
64941
64491

Part Number	Light Pattern	Product Description	Housing Material	Light Output (CP)	Wattage (W)	Voltage (V)	Amperage (A)
64941	Flood	Incandescent work lamp	Rubber	1,100	35	12	2.7
64491	Flood	Incandescent work lamp	Rubber	32,000	150	24	5.4
64471	Flood	Halogen work lamp	Rubber	200,000	100	12	7.7
64943	Flood	Incandescent work lamp, yellow lens	Rubber	8,800	35	12	2.7
64341	Tractor	Incandescent work lamp	Steel	1,110	35	12	2.7
64391	Tractor	Incandescent work lamp	Steel	32,000	150	24	5.4
64231	Tractor	Incandescent work lamp, chrome finish	Brass	11,000	35	12	2.7
63921	Spot	Halogen adjustable surveillance lamp w/ handle, chrome finish	Steel	160,000	50	12	3.9
63941	Spot	Halogen adjustable surveillance lamp, chrome finish	Steel	75,000	30	12	2.3

All figures listed are based on nominal values

Accessories

Part Number	Description	Fits
64940	Rubber Housing	Par 46 Bulbs
64340	Steel (Black) Housing	Par 46 Bulbs
64011	Steel Housing	Par 46 Bulbs
64021	Steel (Chrome) Housing	Par 46 Bulbs

Other Replacement Bulbs

Part Number	Description	Fits
4435	Spot Pattern Par 46 Lamps	64471, 63921, 63941
4413	Flood Pattern Par 46 Lamps	64941, 64491
4537	Par 46 Lamps	64471, 64941, 64341, 64231, 63921, 63941

PAR 36 UTILITY LAMPS

FEATURES & BENEFITS

- For versatile application as utility, fifth-wheel, backup, tractor, forklift or off-road vehicle lamp



64931
64921



64101



64411



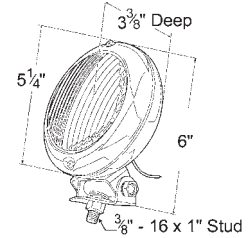
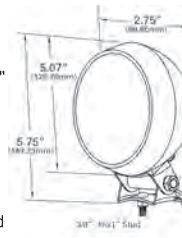
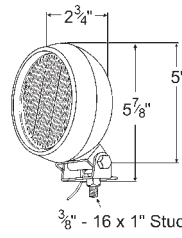
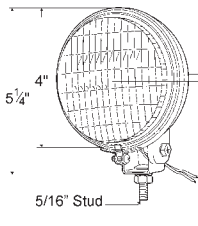
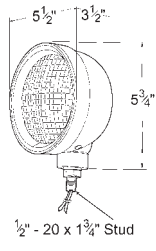
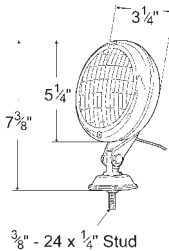
63291-5
63301-5



64111



63551



Part Number	Light Pattern	Product Description	Housing Material	Light Output (CP)	Wattage (W)	Voltage (V)	Amperage (A)
64931	Tractor	Incandescent work lamp	Rubber	3,000	35	12	2.7
64931-5	RETAIL Tractor	Incandescent work lamp	Rubber	3,000	35	12	2.7
64921	Tractor	Incandescent work lamp	Rubber	5,000	50	24	1.8
64991	Tractor	Halogen work lamp	Rubber	1,000	50	12	3.9
64101	Tractor	Incandescent work lamp	Steel	3,000	35	12	2.7
64441	Trapezoid	Incandescent work lamp	Steel	3,000	35	12	2.7
64461	Trapezoid	Incandescent work lamp	Steel	5,000	50	24	1.8
64411	Tractor	Halogen work lamp	Plastic	1,000	50	12	3.9
63291-5	RETAIL Tractor	Retail display pack	Plastic	121	55	12	4.7
63301-5	RETAIL Spot	Retail display pack	Plastic	146	55	12	2.6
64111	Spot	Chrome surveillance lamp	Steel	33,000	35	12	2.7
63551	LED	4" in a rubber housing	Rubber	400 Lm	7.7	12	0.6

All figures listed are based on nominal values

Accessories

Part Number	Product Description	Fits
64930	Rubber Housing	Par 36 bulbs
43300	Magnet Mounting Hardware	Pedestal Mount Lamps
64120	Chrome Housing	Par 36 bulbs
90861-5	H3 Bulb	63291-5
90971-5	H3 Bulb	63291-5
91051	H3 Bulb	63301-5
63821	LED Replacement Bulb, TractorPlus™	Rubber Lamps
63821-5	LED Replacement Bulb, TractorPlus™	Rubber Lamps
63831	LED Replacement Bulb, Wide Flood	Rubber Lamps
63831-5	LED Replacement Bulb, Wide Flood	Rubber Lamps

Other Replacement Bulbs

Part Number	Product Description	Fits
4411	PAR 36 Bulb	64931(-5), 64101 and 64441
4589	PAR 36 Bulb	64921 and 64461
H7606	Halogen Par 36 Bulb	64991, 64411 and 64561
7400	Halogen Par 36 Bulb	64111

COMPOSITE WORK LAMP

Composite design (bulb replaceable) • Multiple beam patterns for use in any application • Side or top mount • John Deere® replacement lamp

- 63111-5 Top Mount, Flood RETAIL
- 63121-5 Top Mount, Spot RETAIL
- 63131-5 Top Mount, Trapezoid RETAIL
- 63321-5 Side Mount, Flood RETAIL
- 64611 Top Mount, Flood
- 64621 Side Mount, Flood

Material: Nylon/Glass
 Finish: Black
 Bulb: 888, 95 CP; Volts / Amps: 12V / 3.9A




4" X 6" RECTANGULAR RUBBER WORK LAMP

Lamps maintains structural integrity through all weather conditions (-50°F to +150°F) • Reinforced, ribbed housing for added strength • Adjustable bracket with 12 mm diameter stud

- 64891 Flood
- 63211-5 Flood RETAIL
- 63221-5 Halogen, Spot RETAIL
- 63231-5 Trapezoid RETAIL
- 64890 Housing only

Material: Rubber
 Finish: Black
 Bulb: Spot: H7935-1, 50 Watt, 175,000 CP; Volts / Amps: 12V / 3.9A
 Bulb: Trapezoid: H4651, 50 Watt, 55,000 CP; Volts / Amps: 12V / 3.9A



RECTANGULAR HALOGEN WORK LAMP

Available in trapezoid, spot and flood beam patterns • Rugged corrosion- and shock- resistant construction • For versatile application needs such as tractor, utility, fifth wheel, or off-road

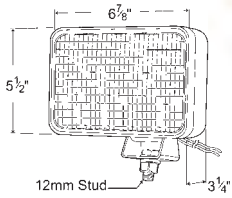
- 63151-5 Flood RETAIL
- 63161-5 Spot RETAIL
- 63171-5 Trapezoid RETAIL
- 63241-5 Flood 24 RETAIL

Material: Nylon
 Finish: Black
 Bulb: 12-Volt - H3, 55 Watt, 121 CP; Volts / Amps: 12V / 4.7A
 Bulb: 24-Volt - H3, 70 Watt, 146 CP; Volts / Amps: 24V / 2.7A
 Accessory: Bulb: 12V 90861-5/90971-5, 24V 91051



Work Lighting

Lampe de Travail Iluminación de Trabajo



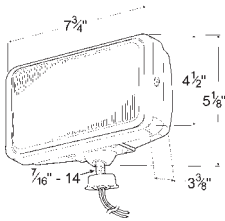
LARGE RECTANGULAR HALOGEN WORK LAMP

Rugged corrosion and shock-resistant construction • Trapezoid, spot, and flood versions • For heavy or light duty • Versatile design suitable for applications such as tractor, utility, fifth-wheel, or off-road

- 63181-5 Flood RETAIL
- 63191-5 Spot RETAIL
- 63201-5 Trapezoid RETAIL
- 63251-5 Flood 24 RETAIL

Material: Nylon
Finish: Black

Bulb: 12-Volt: H3, 55 Watt, 121 CP; Volts / Amps: 12V / 4.7A
Bulb: 24-Volt - H3, 70 Watt, 146 CP; Volts / Amps: 24V / 2.7A
Accessory: Bulb: 12V 90861-5/90971-5, 24V 91051

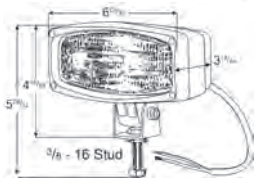


7" RECTANGULAR OFF-ROAD LAMP

Rugged steel housing • Universal swivel mounting bolt

- 64541-5 Black RETAIL

Material: Steel
Finish: Chrome, Black
Bulb: H3, 100 Watt, 192 CP; Volts / Amps: 12V / 8.33A
Accessory: Bulb: 92701-5
Lens: Clear 93151



TWIN-BEAM HALOGEN WORK LAMP

Reinforced nylon housing for strength and durability • Hardened-glass lens resists breakage from road hazards • Complies with SAE J575e vibration and corrosion standards

- 64901 Flood

Material: Nylon, Glass
Finish: Black
Bulb: H3 (x 2); Volts / Amps: 12V / 9.4A, 55 Watt
Accessory: Bulb: 90861-5, 90971-5