

VARIABLE-LOAD ELECTRONIC LED FLASHER

60 to 120 flashes per minute • Heavy-duty contacts; external wire provides ground • Steady flash rate for all LED and incandescent loads • Fits in round flasher socket • Flash rate is electronically controlled

3 TERMINAL (PILOT):

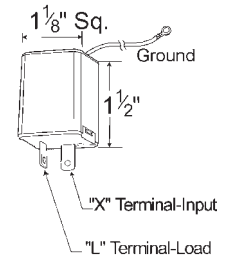
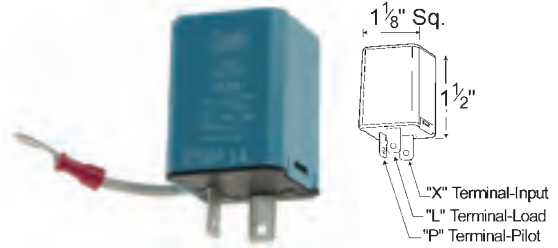
44890 Flasher

2 TERMINAL:

44891 Flasher

FMVSS: 108; SAE J945, J590

Volts / Amp: 12V / 1A to 20A; 1 to 10 Lamp Load (Incandescent)

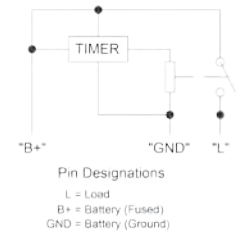



3-PIN LED FLASHER

3-pin electronic LED flasher, 12-Volt • Max load: 20 Amps • Min Load: .25 Amps • Flash rate: 60-120 flashes per minute

44110 Flasher

FMVSS: 108; SAE J945, J590



5-PIN ELECTRONIC LED FLASHER

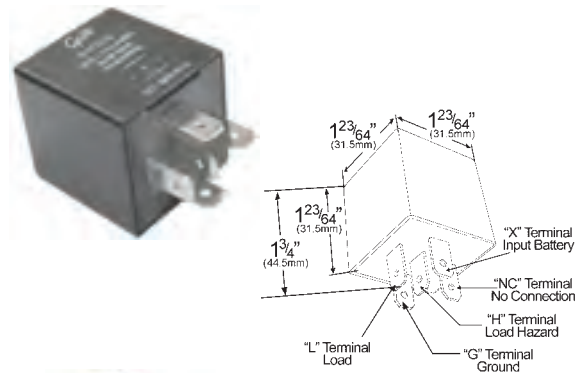
Direct replacement for OE flasher • Doesn't require a separate ground wire; uses factory wiring • Provides a steady flash rate for turn signals and hazard lamps even when using LED lamps • Electronic controlled flash rate, maintains the legally compliant flash rate.

5 PIN:

44090 ISO Terminals

FMVSS: 108; SAE J945, J590

Volts / Amp: 12V / 1 to 20A



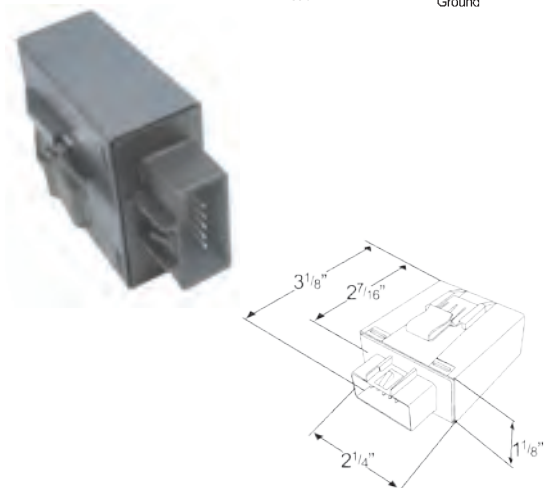
13-PIN ELECTRONIC LIGHTING CONTROL MODULE

Maintains factory flash rate when retrofitting to LED lamps • Direct replacement to OEM lighting control module for easy retrofit and replacement • Operates DRL, flasher, brake light control and trailer lamps on 2003 GM® full size vans or later • Replaces GM25746427

44160 13-Pin


FMVSS: 108; SAE J945, J590

Volts / Amp: 12V / 162 Watts max



Flashers and Turn Signal Switches

Clignotants et Commutateurs Palancas Direccionales / Destelladores



10-PIN ELECTRONIC LIGHTING CONTROL MODULE

Maintains factory flash rate when retrofitting to LED lamps

- Direct replacement to OEM lighting control module for easy retrofit and replacement
- Replaces GM12450284

44140 10-Pin

FMVSS: 108; SAE J945, J590

Volts / Amp: 12V / 25A max; Lamp Load: 12 lamps max



10-LAMP ELECTROMECHANICAL FLASHER

Molded base and terminals • Heavy-duty contacts • 60-120 flashes per minute

2 TERMINAL:

44810 Flasher

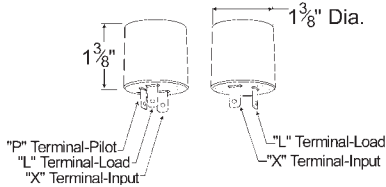
44810-5 Flasher **RETAIL**

3 TERMINAL (PILOT):

44820 Flasher

FMVSS: 108; SAE J945, J590

Volts / Amp: 12V / 2 to 20A; Lamp Load: 1-10 lamps



12-LAMP ELECTROMECHANICAL FLASHER

60 to 120 flashes per minute • Available in standard (12-Volt) and 24-Volt models • Less than 4 mill volts per amp voltage drop • Exceeds SAE 100-hour test • Fits in a round flasher socket

2 TERMINAL:

44530 Flasher

44530-5 Flasher **RETAIL**

44850 Flasher **24 VOLT**

3 TERMINAL (PILOT):

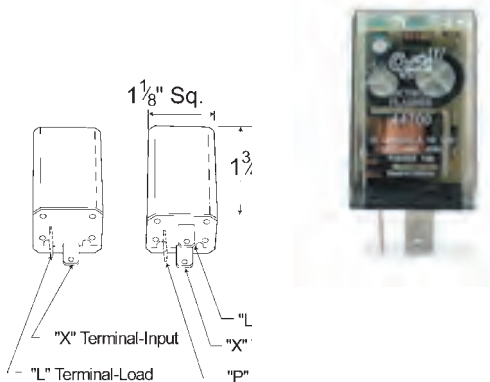
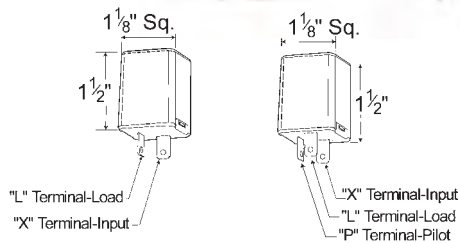
44540 Flasher

44540-5 Flasher **RETAIL**

44860 Flasher **24 VOLT**

FMVSS: 108; SAE J945, J590

Volts / Amp: 12V / 2 to 25A; Lamp Load: 1-12 lamps



16-LAMP ELECTRONIC FLASHER

60 to 120 flashes per minute • 11 to 15-Volts DC • Less than 4-millivolts per amp voltage drop • Exceeds SAE 100-hour test • Fits in a round flasher socket

2 TERMINAL:

44690 Flasher

3 TERMINAL (PILOT):

44700 Flasher

FMVSS: 108; SAE J945, J590

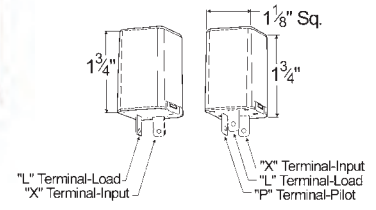
Volts / Amp: 12V / 2 to 33A; Lamp Load: 1-16 lamps

20-LAMP HEAVY DUTY ELECTRONIC FLASHER

60 to 120 flashes per minute • 11 to 15-Volts DC • Less than 3-millivolts per amp voltage drop • Fits standard round socket • Exceeds SAE 100-hour test

2 TERMINAL:	
44710	Flasher
3 TERMINAL:	
44720	Flasher

FMVSS: 108; SAE J945, J590
Volts / Amp: 12V / 2 to 42A; Lamp Load: 1-20 lamps

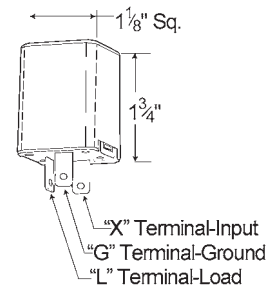


NORTH AMERICAN (JSO) PINOUT

Heavy-duty contacts • 44750 only, lamp outage at one lamp • Flash rate electronically timed • Fits most Dodge®, Ford®, Honda®, Mitsubishi®, Nissan®, and Subaru® vehicles (see application guide) • Steady flash rate for all incandescent and LED leads

3 TERMINAL:	
44892	Flasher

FMVSS: 108; SAE J945, J590
Volts / Amp: 12V / 1 to 20A; Lamp Load: 1-10 Lamps

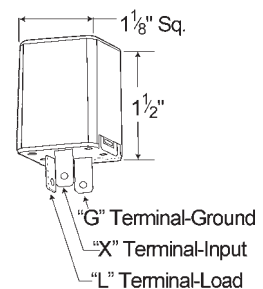


EUROPEAN (ISO) PINOUT

Heavy-duty contacts • Flash rate electronically timed • Fits most Toyota®, Chrysler®, and pre '92 Chevrolet® ST Trucks (see application guide) • Steady flash rate for all incandescent and LED leads

3 TERMINAL:	
44893	Flasher

FMVSS: 108; SAE J945, J590
Volts / Amp: 44893 - 12V / 1 to 20A; Lamp Load: 1-10 Lamps

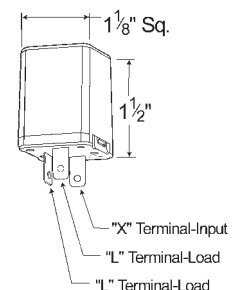


6-LAMP HEAVY-DUTY ALTERNATING ELECTRONIC FLASHER

11 to 15-Volts DC • Less than 4-millivolts per amp voltage drop

3 TERMINAL:	
44730	Flasher

FMVSS: 108; SAE J945, J590
Volts / Amp: 12V / 25A; Lamp Load: 1-10 lamps



Flashers and Turn Signal Switches

Clignotants et Commutateurs Palancas Direccionales / Destelladores

Flasher Application Guide

Variable-load flashers may not have lamp outage indicators and may continue to flash at a normal rate even though one or more bulbs have failed. Inspect your lighting system frequently and replace any burned-out bulbs immediately. These flashers are designed for heavy-duty or trailer load applications.

Acura

Year	Vehicle / Model	Exceptions	Part
1991-1986	Legend		44810
1997-1986	All others	CL, NSX, RL	44892

AMC

Year	Vehicle / Model	Exceptions	Part
1988-1975	All		44810

Audi

Year	Vehicle / Model	Exceptions	Part
1991-1970	All	1986 5000S / CS and CS Turbo Quattro and 1997 A4	44893

BMW

Year	Vehicle / Model	Exceptions	Part
1974-1976	All		44820

Buick

Year	Vehicle / Model	Exceptions	Part
1996-1992	Century		44810
1990-1985	Electra		44810
2005-2000	LeSabre		44140
1997	LeSabre		44810
2007-2004	Ranier		44140
2007-2002	Rendezvous		44140
1997	Riviera		44810

Cadillac

Year	Vehicle / Model	Exceptions	Part
1993-1970	All	Allante, 1993 El Dorado and older	44810
1997-1994	All	others below	44892
1999-1989	Seville and STS	1990 Seville	44892
1997-1994	Catera		44810
1997-1994	Fleetwood		44810
2006-2003	Escalade		44140
1996-1970	All	1996 Skylark	44810

Chevrolet / GMC

Year	Vehicle / Model	Exceptions	Part
Pre-1997	2-Terminal Flasher	others if noted below	44810
Pre-1997	3-Terminal Flasher	others if noted below; LUV, 1985-1988 Nova, 1980-1984 El Camino, 1982 Suburban	44893
Pre-1993	3-Terminal Flasher, Commercial Trucks Only		44540
2006-2003	Avalanche		44140
1988-1987	Spectrum		44892
1988-1987	Sprint		44892
1993-1992	Vans with tow package		44530
2002-1996	Yukon		44120
2001-1998	Blazer		44120
2002-2000	Express		44120
2007-2003	Express		44160
2002-1998	S-Series Pickup		44120
2002-2000	Savanna		44120
2007-2003	Silverado		44140
2002-1999	Silverado		44120
2006-2004	Suburban		44140
2002-1996	Suburban		44120
2006-2003	SSR		44140
2002-2000	Tahoe		44120
2005-2003	Tahoe		44160
2008-2002	Trailblazer		44160

Chrysler

Year	Vehicle / Model	Exceptions	Part
	2-Terminal Flasher		44810
	3-Terminal Flasher		44893
	5-Terminal Flasher		44090

Daihatsu

Year	Vehicle / Model	Exceptions	Part
1992-1984	All	Rocky	44892

Dodge

Year	Vehicle / Model	Exceptions	Part
	2-Terminal Flasher	others noted below	44810
	3-Terminal Flasher	others noted below	44893
1995-1970	All Cars	Monaco, Raider, 1985 Ram Van Wagon and Pickup	44810
1996-1986	Colt		44892
1993-1983	Ram 50		44892
1996-1986	Stealth		44892

Eagle

Year	Vehicle / Model	Exceptions	Part
1989-1988	Medallion		44820
1996-1994	Summit		44892
1996-1992	Summit Wagon		44892
1993-1990	Talon		44892
1995-1993	Vision		44893

Fiat

Year	Vehicle / Model	Exceptions	Part
1983-1970	All		44820

Ford

Year	Vehicle / Model	Exceptions	Part
	2-Terminal Flasher		44810
Pre-1993	3-Terminal Flasher, Commercial Trucks Only		44540
	3-Terminal Flasher		44892
	5-Terminal Flasher		44090
1997-1972	E-Series Truck		44530
1964	Thunderbird		44820

GMC

Year	Vehicle / Model	Exceptions	Part
2005-2004	Canyon		44140
2008-2002	Envoy		44140
2000-1998	Envoy		44120
2002-1996	Full Size C / K Pickup		44120
2001-1998	Jimmy		44120
2006-2003	Yukon		44140
2007-2003	Savannah		44160
2007-2003	Sierra-Series		44140
1991-1978	All		44810

Geo

Year	Vehicle / Model	Exceptions	Part
1996-1989	Metro		44892
1997-1989	Prizm		44893
1989	Spectrum		44892
1993-1990	Storm		44892
1995-1989	Tracker		44892

Honda

Year	Vehicle / Model	Exceptions	Part
	2-Terminal Flasher		44810
	3-Terminal Flasher		44892
1981-1976	Accord		44810

Hyundai

Year	Vehicle / Model	Exceptions	Part
1988-1986	All		44893
1995-1989	All		44892

Hummer

Year	Vehicle / Model	Exceptions	Part
2007-2003	H2		44140

Infiniti

Year	Vehicle / Model	Exceptions	Part
1996-1990	All	1996 I30	44892

Flasher Application Guide

International

Year	Vehicle / Model	Exceptions	Part
1980-1974	All		44810

Isuzu

Year	Vehicle / Model	Exceptions	Part
2006-2003	Ascender		44140
2004-1987	All		44892

Jaguar

Year	Vehicle / Model	Exceptions	Part
1996-1978	XJ6, XJS, XJ12		44820
1989-1986	XJ6, XJS		44892
1996-1990	XJS		44893

Jeep

Year	Vehicle / Model	Exceptions	Part
1997-1994	Grand Cherokee		44090
1996-1978	All	1993 Grand Wagoneer, 1996 Grand Cherokee, 1986 CJ and Scramble	44810

Lexus

Year	Vehicle / Model	Exceptions	Part
1996-1990	All		44893

Lincoln

Year	Vehicle / Model	Exceptions	Part
	2-Terminal Flasher		44810
	3-Terminal Flasher		44892
	5-Terminal Flasher		44090

Mazda

Year	Vehicle / Model	Exceptions	Part
1984-1971	2-Pin		44180

Mercury

Year	Vehicle / Model	Exceptions	Part
	2-Terminal Flasher		44810
	3-Terminal Flasher		44892
	5-Terminal Flasher		44090

Mitsubishi

Year	Vehicle / Model	Exceptions	Part
	2-Terminal Flasher		44810
	3-Terminal Flasher	others noted below	44892
1989-1987	Precis		44893

Nissan

Year	Vehicle / Model	Exceptions	Part
	2-Terminal Flasher		44810
	3-Terminal Flasher		44892

Oldsmobile

Year	Vehicle / Model	Exceptions	Part
	2-Terminal Flasher		44810
	3-Terminal Flasher		44893
	4-Terminal Flasher		44120
	5-Terminal		44090
2004-2002	Bravada		44140

Peugeot

Year	Vehicle / Model	Exceptions	Part
1991-1982	All		44820

Plymouth

Year	Vehicle / Model	Exceptions	Part
1991-1975	All		44810

Pontiac

Year	Vehicle / Model	Exceptions	Part
	2-Terminal Flasher		44810
	3-Terminal Flasher		44893
	5-Terminal		44090
2005-2001	Aztec		44140
1991-1989	LeMans		44892

Porsche

Year	Vehicle / Model	Exceptions	Part
	2-Terminal Flasher	others noted below	44810
	3-Terminal Flasher	others noted below	44893
1986-1978	924 (Hazard Flasher)		44820
1982-1978	928 (Hazard Flasher)		44820
1986-1978	944 (Hazard Flasher)		44820

Renault

Year	Vehicle / Model	Exceptions	Part
1986-1983	2 Pin		44810
1986-1983	3 Pin		44820
1980-1978	All (Hazard Flasher)		44820
1985-1982	Alliance		44810
1985-1984	Encore		44810
1985-1982	Fuego		44820

SAAB

Year	Vehicle / Model	Exceptions	Part
1996-1982	All	others noted below	44893
2008-2005	9-7X		44140
1980-1978	99 and 99GL		44892
1980-1978	900		44893
1981	900		44892
1997	9000CS Hatchback		44893
1999	Sonett		44820
1975-1974	All		44820

Saturn

Year	Vehicle / Model	Exceptions	Part
	All	S-Series	44893

Sterling

Year	Vehicle / Model	Exceptions	Part
	All		44893

Subaru

Year	Vehicle / Model	Exceptions	Part
	2-Terminal Flasher		44810
	3-Terminal Flasher		44892

Suzuki

Year	Vehicle / Model	Exceptions	Part
	All		44892

Toyota

Year	Vehicle / Model	Exceptions	Part
	All	others noted below	44893
1980-1978	Cresida		44892
1980-1978	Land Cruiser		44810
1997	Previa		44892

Triumph

Year	Vehicle / Model	Exceptions	Part
1982-1970	All (Turn Flasher)		44810
1982-1970	All (Hazard Flasher)	44820	

Volkswagon

Year	Vehicle / Model	Exceptions	Part
	All		44893

Volvo

Year	Vehicle / Model	Exceptions	Part
	All		44893

Yugo

Year	Vehicle / Model	Exceptions	Part
	All		44820

Flashers and Turn Signal Switches

Clignotants et Commutateurs Palancas Direccionales / Destelladores




NON-LATCHING HEADLAMP DIMMER RELAY

Used for converting from floor mounted dimmer switch to turn signal switch with lift-to-dim feature • Heavy-duty contact design provides years of trouble-free operation

44460 Relay

Volts / Amp: 12V / 20 to 30A capacity




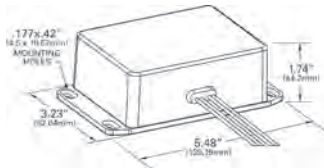
Black: 12V output (B+)
White: 12V GND output
Blue: 24V GND Input
Red: 24V input (B+)

24-TO 12-VOLT CONVERTER

Allows use of 12-Volt lighting/accessories on 24-Volt vehicles • Rugged die-cast housing • Solid-state, fully potted electronics

44070 Converter **MULTI**

Material: Aluminum
 Finish: Bright
 Volts / Amp: 18 to 32V input, 13.8V output / 3A max




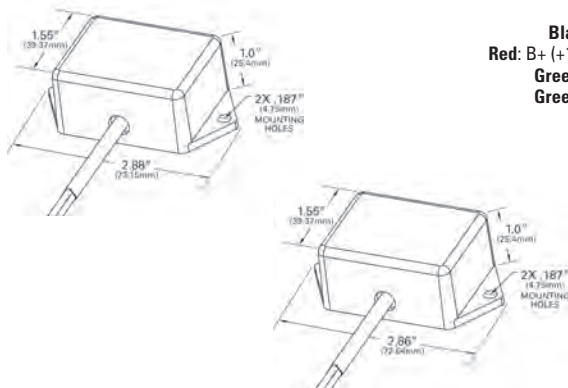
Black: GND
Red: B+ (+12 or +24)
Green: Load Positive

SOLID-STATE ELECTRONIC FLASHER

Designed for use with LED lighting • Provides steady flash rate over any load up to 12 Amps • Fully-potted, solid-state electronics • Self-resetting feature provides internal protection against short circuits

44010 3-Wire **MULTI**
44030 Alternating Flasher **MULTI**

Material: Aluminum
 Finish: Black
 FMVSS: 108; SAE J945, J590
 Volts / Amp: 12V - 24V / 12A max (44030: 6A per side)



Black: GND
Red: B+ (+12 or +24)
Green: Load 1
Green: Load 2

44030

TURN SIGNAL SWITCH WITH FLASH-TO-PASS AND MARKER FLASH

Provides 2 M-4 threaded holes for column mounting • 18-bulb capacity makes switch ideal for triple-trailer configurations • Replaces Grote® 01-4840-70 / 71 • Replaces Mack® 1MR574

48402



UNIVERSAL 7-WIRE / 4-WIRE TURN SIGNAL SWITCH KIT

Replaces Truck-Lite® and Signal-Stat® 900-902, 920 and 2900-3 • Includes switch, mounting hardware and 24" blunt-cut, harness • 4- or 7- wire system • Adapts to applications without brake override functions • For applications with floor-mounted dimmer switch • 18 bulb capacity makes switch ideal for triple trailer configurations • Compatible with 24-Volt systems if indicator bulb is replaced with Grote's 24-Volts bulb (1450) • Mounting hardware kit includes threaded inserts with screws for mounting to existing brackets and a worm gear clamp with a range of 1.6" to 2.5" for mounting to circular column tubes

48072 Turn Signal Switch Kit

FMVSS: Q
Finish: Black
Bulb: (Indicator) 53, 1 CP
Voltage/Amp: 12V / .12A
Accessory: Switch: 48272; Harness: 69680



UNIVERSAL TURN SIGNAL SWITCH

Universal replacement without hi-low beam function • 18-bulb capacity makes switch ideal for triple-trailer configurations • Mounting hardware kit includes tapped inserts with screws for mounting to existing brackets and a worm gear clamp with a range of 1." to 2.5" for mounting to circular column trucks • Integral RH and LH turn / hazard indicator lights • Adapts to applications without brake override functions • Compatible with 24-Volt systems if indicator bulb is replaced with Grote's 24-Volt bulb (1450)

48272 Turn Signal Switch

FMVSS: Q
Finish: Black
Bulb: (Indicator) 53, 1 CP; Voltage/Amp: 12V / .12A
Accessory: Harness: 69680



UNIVERSAL TURN SIGNAL SWITCH WITH LIFT-TO-DIM

18 bulb capacity makes switch ideal for triple trailer configurations • Mounting hardware kit includes tapped inserts with screws for mounting to existing brackets and a worm gear clamp with a range of 1."-2.5" for mounting to circular column trucks • Adapts to applications without brake override functions

48282 Universal Turn Signal Switch

FMVSS: Q
Finish: Black
Accessory: Harness: 69690



Flashers and Turn Signal Switches

Clignotants et Commutateurs Palancas Direccionales / Destelladores



UNIVERSAL REPLACEMENT HARNESS

Fits 48272 switch • Overall length of 24" is sufficient for most applications
 • Flexible, black PVC loom adds protection without adding rigidity • 4 to 7 wire system compatible • Includes circuitry for switches with integral RH and LH turn/hazard indicator light

69680 Universal Harness



UNIVERSAL PLUG-IN 12 WIRE HARNESS FOR SWITCHES WITH CRUISE OR WIPER CONTROL

Overall length of 24" is sufficient for most applications • Flexible PVC loom adds protection without adding rigidity • Provides 12 connections for any Grote switch requiring up to 12 circuits • Provides circuits for cruise control, wiper control, flash-to-pass or marker flash • Use with switch numbers 48442 or 48563

69681 Harness



UNIVERSAL PLUG-IN WIRING HARNESS WITH LIFT-TO-DIM

Fits 48282 switch • Includes 44460 non-latching relay • Includes connector for headlamp relay • 4 to 7 wire system compatible • Overall length of 24" is sufficient for most applications • Flexible, black PVC loom adds protection without adding rigidity

69690 Universal Harness



KENWORTH® OEM REPLACEMENT SWITCH WITH HARNESS

Replaces Freightliner® GRO 01-4811-87, Grote® 01-4811-87, and Paccar® K301-295-3 • Black worm gear mounting clamp included • OEM-style, 20" plug-in wiring harness included • 18-bulb capacity makes switch ideal for triple-trailer configurations

48532 Turn Signal Switch Kit

FMVSS: Q
 Finish: Black

FREIGHTLINER® OEM REPLACEMENT SWITCH

Replaces Freightliner® GRO 01-4811-77 • 18-bulb capacity makes switch ideal for triple-trailer configurations • Plugs into OE harness on truck • Mounts with a separate worm gear clamp

48522 Turn Signal Switch Kit

FMVSS: Q
Finish: Black



OEM-STYLE TURN SIGNAL SWITCH

Replaces Freightliner® GRO 01-4811-82 • Includes 15" plug-in harness with fuse holder • 18-bulb capacity makes switch ideal for triple-trailer configurations • Mounts with separate worm gear clamp

48542 Turn Signal Switch

FMVSS: Q
Finish: Black



OEM-STYLE TURN SIGNAL SWITCH

Replaces Freightliner® GRO 01-4813-80 and GRO 01-4813-81 • 18-bulb capacity makes switch ideal for triple-trailer configurations • Mounting bracket included

48552 Turn Signal Switch

FMVSS: Q
Finish: Black



OEM-STYLE TURN SIGNAL SWITCH FOR PACCAR®

Replaces PACCAR® 01-4813-91, TRW® 480819 without harness • 18-bulb capacity makes switch ideal for triple-trailer configurations • Adapts to applications without brake override function • Provides hazard / warning, right / left turn, lift-to-dim functions

48132 Turn Signal Switch

FMVSS: Q
Finish: Black



Flashers and Turn Signal Switches

Clignotants et Commutateurs Palancas Direccionales / Destelladores



OEM-STYLE TURN SIGNAL SWITCH FOR INTERNATIONAL®

Replaces International® 354493C92 without harness • 18-bulb capacity makes switch ideal for triple-trailer configurations • Adapts to applications without brake override function • Provides hazard / warning, left / right turn, lift-to-dim functions

48283 Turn Signal Switch

FMVSS: Q
Finish: Black



UNIVERSAL OEM-STYLE RUBBER-GRIP TURN SIGNAL SWITCH

New style 1" diameter rubber grip • 18-bulb capacity makes switch ideal for triple-trailer configurations • Adapts to applications without brake override function • Provides hazard / warning, left / right turn, lift-to-dim functions • Mounting hardware kit includes tapped inserts with screws for mounting to existing brackets and a worm gear clamp with a range of 1" to 2.5" for mounting to round columns

48284 Turn Signal Switch

Reflective: Q
Finish: Black



OEM-STYLE MARKER / FLASH TURN SIGNAL SWITCH FOR PACCAR®

Replaces PACCAR® 01-4843-75, TRW® 480829 without harness • Chrome-plated end push-button for flashing marker lamps • 18-bulb capacity makes switch ideal for triple-trailer configurations • Adapts to applications without brake override function

48432 Turn Signal Switch

Reflective: Q
Finish: Black



OEM-STYLE MARKER / FLASH AND WIPER TURN SIGNAL SWITCH FOR INTERNATIONAL®

Replaces International® 2004505C91 without harness • 18-bulb capacity makes switch ideal for triple-trailer configurations • Adapts to applications without brake override function • Provides hazard / warning, left / right turn, lift to dim functions • Mounting hardware kit includes tapped inserts with screws for mounting to existing brackets and a worm gear clamp with a range of 1" to 2.5" for mounting to round columns • Chrome-plated end push-button for flashing marker lamps • Slide switch for 2-speed wiper control

48442 Turn Signal Switch

FMVSS: Q
Finish: Black