

SOLUTIONS & ACCESSORIES FOR:

**DATA CENTERS
TELECOMMUNICATIONS
BROADCAST & A/V**

**RACK & CABINET
PRODUCT GUIDE**



**HAMMOND
MANUFACTURING™**

HCI-PG-10

Product Offering

Hammond Manufacturing

Electronic and Electrical Product Catalogs

Catalog
9R-05




Electronic
Racks &
Cabinets

Catalog
PB-09



Power
Outlet
Strips

Catalog
5C-08



Transformers
& Inductors

Catalog
E-5



Industrial &
Commercial
Electrical
Enclosures

Catalog
9C-05



Electronic
Enclosures

www.hammondmfg.com



Look for the  icon for products and services recently added!

Table of Contents

Open Rack Systems

DNRR & DC2R Series - 2-Post Steel (Welded & Knockdown) Rack	4
DC4R Series - 4-Post Steel Open Rack	4
2 & 4-Post Relay Rack Accessories	5

Wall Mount Solutions

FWB Series - Economy Fixed Wall Bracket	6
APB Series - Heavy Duty Adjustable Wall Bracket	6
HPB Series - Heavy Duty Fixed Wall Bracket	6
VPB Series - Heavy Duty Vertical Wall Bracket	6
RCHLB Series - Heavy Duty Ventilated Wall Mount Security Lock box	6
HWM Series - Swing Out Wall Mount Cabinet	7

Rack Cabinet Solutions

RCSC Series - Stacking SMB Server Cabinet	8
DC100 Series - Data Center Cabinet	9
C4 Series - Modular Data Center Cabinet System	10
HME Series - Type 12 Dust Tight Cabinet	12
Rack Basics™ Economy Wall Mount Cabinet	13
Rack Basics™ Economy Swing Out Wall Mount Cabinet	13
Rack Basics™ Economy Server Cabinet	13

Rack Accessories

Rack Shelves and Drawers	14
Filler Panels and Mounting Hardware	14
Cable Managers	15
Cooling Accessories	15

Outlet Strips

Horizontal Rack Mount Outlet Strips	16
Vertical Rack Mount Outlet Strips	17

Hammond Modification Services

Modifications Services	18
Assembly & Configuration Services	18
Drop-Shipment Services	18
Modifications Portfolio	19

Hammond Easy Icons



Knockdown - This product is shipped un-assembled (flat-pack)




Modification - This product can be modified (see pages 18-19)



Heavy Duty - Engineered for maximum strength and durability

Open Rack Systems

DNRR & DC2R Series - 2-Post Steel (Welded & Knockdown) Rack



DNRR

DC2R



Heavy Duty Relay Rack (Weight Capacity up to 1,200 lbs)


Single Tapped Welded Part No.	Double Tapped Welded Part No.	Double Tapped Knockdown Part No.	Description (10 Gauge)
DNRR70HDW	DNRR70HDWB	DNRR70HDKB	40U, 19" Rack Mounting, 70" Overall Height
DNRR77HDW	DNRR77HDWB	DNRR77HDKB	44U, 19" Rack Mounting, 77" Overall Height
DNRR84HDW	DNRR84HDWB	DNRR84HDKB	48U, 19" Rack Mounting, 84" Overall Height
-	DNRR2377HDWB	-	44U, 23" Rack Mounting, 77" Overall Height
-	DNRR2384HDWB	-	48U, 23" Rack Mounting, 84" Overall Height

Light Duty Relay Rack (Weight Capacity up to 1,200 lbs)

Single Tapped Welded Part No.	Single Tapped Knockdown*	Square Hole Knockdown Part No.	Deep Channel Knockdown*	Description (12 Gauge)
DNRR70LDW	DNRR1970LDK	-	DNRR1970DCK	40U, 19" Rack Mounting, 70" Overall Height
DNRR77LDW	DNRR1977LDK	DC2R44	DNRR1977DCK	44U, 19" Rack Mounting, 77" Overall Height
DNRR84LDW	DNRR1984LDK	-	-	48U, 19" Rack Mounting, 84" Overall Height

Note: Just a reminder we have over thirty (30) rack part numbers available at www.hammondmfg.com

DC4R Series - 4-Post Steel Open Rack



Optional third mounting rail sold separately.



The Hammond DC4R Open Rack series is one of the most economical solutions to house servers and other devices in wiring closets or data centers. In situations where the wiring closet itself is under lock and key and accessed by a limited number of people, full cabinets having locking doors and side panels may not be required resulting in a significant cost savings.

DC4R Frame

The DC4R structure is constructed of 12 gauge steel and has 19" mounting integrated into the front and rear of the frame.

Available in 24U and 44U and up to 48" in overall depth (See table below).

- 24U (42") - 48.125" over-all height, 20.5" over-all width
- 44U (77") - 83" over-all height, 20.5" over-all width

Mounting Rails

Two (2) pair of 19" mounting EIA-310-D compliant square-hole rails integrated into DC4R Frame. Features rack unit space marking hole.

Cable Management

Includes one (1) set of two (2) horizontal cable manager bars (DC4RSHCM). Additional cable manager bars available (see page 5)

Finish

Finished in smooth black powder paint.

Part No.	Description
DC4R24	24U 4-Post Rack Kit (24" to 36" overall depth)
DC4R44	44U 4-Post Rack Kit (24" to 36" overall depth)
DC4R2448	24U 4-Post Rack Kit (32" to 48" overall depth)
DC4R4448	44U 4-Post Rack Kit (32" to 48" overall depth)



RRALJK Baying Kit

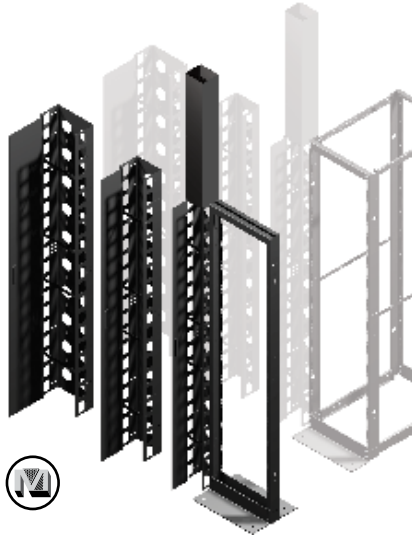
Accessories

Part No.	Description
RRALJK	Standard Baying Hardware Kit
DC4RSHCM	Additional Horizontal Cable Bars (2)
DC4RPR24	Additional pair of rails for DC4R 24U
DC4RPR44	Additional pair of rails for DC4R 44U



DC4RSHCM Horizontal Cable Manager Bars with Adjustable Depth

2 & 4-Post Relay Rack Accessories



Vertical Cable Managers

Part No.	Description	H	W	D
RRCM44UD	44U Manager w/Door	77"	6"	5"
RRCM844UD	44U Manager w/Door	77"	8"	6"
RRCM1244UD	44U Manager w/Door	77"	12"	6"

These are our most popular sizes! Hammond offers more Vertical Cable Managers varying in size, material and design! Please visit our web site for additional models.

- Available in three widths (6", 8", 12")
- Hinged doors secured with magnets
- Can mount on left or right of rack
- Managers can also bay racks
- 16 gauge steel
- Mounting hardware included

Cable Chimneys (Attaches directly to VCM)

Part No.	Description	H	W	D
RRCMCH65	Cable chimney	36"	6"	5"
RRCMCH86	Cable chimney	36"	8"	6"
RRCMCH126	Cable chimney	36"	12"	6"

Note: The above cable chimneys are designed to connect directly to our vertical cable managers, and are not compatible with our Top Cable Manager (TCM) System below.

Cable Chimneys are assembled from two halves, making it easy to attach around existing cables.

- Attaches directly to Vertical Managers
- 18 gauge steel
- Easy installation
- Mounting hardware included


Top Cable Manager (TCM) System (Compatible with RRCM44UD vertical cable managers only)

Part No.	Description
RR19TMS	Attaches to one (1) rack with one (1) vertical cable manager
RR19TMD	Attaches to one (1) rack with two (2) vertical cable managers
RR19TMDD	Attaches to two (2) racks with two (2) vertical cable managers
RR19TMDT	Attaches to two (2) racks with three (3) vertical cable managers



Cable Chimneys (Attaches directly to TCM)

Part No.	Description	H	W	D
RRCH20	TCM Cable Chimney	20"	5"	5"
RRCH24	TCM Cable Chimney	24"	5"	5"
RRCH30	TCM Cable Chimney	30"	5"	5"



Misc Accessories

Part No.	Description
RRALJK	Baying kit - Joins two DNRR racks together
RRTMEP	End-Plates to close TCM ends
RRTMJK	Joining kit - Joins TCM together



Compatible Casters and Dollies

Part No.	Description
RRLDCASTER	Light Duty Casters (4) Rated for 800 lbs (Adds 3.75" to overall height)
RRLPDOL	Low Profile Dolly Rated for 1080 lbs (Adds 1.25" to overall height)
RRHDHOL	Heavy Duty Dolly Rated for 1500 lbs (Adds 3.50" to overall height)

2 & 4 post mounting accessories available.
See page 14 for options.

Don't forget to order your mounting hardware!
See page 14 for options.

Wall Mount Solutions

FWB Series - Economy Fixed Wall Bracket



NEW!

Part No.	Description
FWB191UBK	1U Wall Bracket
FWB192UBK	2U Wall Bracket
FWB194UBK	4U Wall Bracket

Contractor 12-Pack	
FWB191UBK-12	1U Wall Bracket 12-pack
FWB192UBK-12	2U Wall Bracket 12-pack
FWB194UBK-12	4U Wall Bracket 12-pack



Features:

- Hinged for easy rear access to devices.
- Fixed-depth of 6".
- 16 gauge formed steel.
- Rear cable access.
- Black powder paint finish.
- Static weight-load tested up to 70 lbs.
- Includes four (4) 10-32 black rack screws w/washers and clip nuts per rack unit.

HPB Series - Heavy Duty Fixed Wall Bracket



Part No.	Description
HPB19003BK1	2U Wall Bracket
HPB19005BK1	3U Wall Bracket
HPB19007BK1	4U Wall Bracket
PBCOVER	6" Depth Dust cover/shelf


Includes 10 or 25-pack of 10-32 black rack screws w/washers and mounting template for easy installation.



Features:

- Knock-down design.
- Ships un-assembled (flat-pack).
- 14 gauge formed steel.
- Hinged for easy rear access to devices.
- Fixed-depth of 6".
- Multiple tie points for cable management.
- EIA compliant 10-32 tapped holes.
- Static weight-load tested up to 90 lbs.
- Black powder paint finish.

VPB Series - Heavy Duty Vertical Wall Bracket



NEW!

Part No.	Description
VPB192UBK	2U Vertical Wall Bracket
VPB194UBK	4U Vertical Wall Bracket
VPB196UBK	6U Vertical Wall Bracket

Includes four (4) 10-32 black rack screws w/washers and clip nuts per rack unit.



Features:

- Horizontal or vertical equipment mounting.
- EIA compliant rails with clip-nuts (included).
- 14 gauge formed steel rails.
- Static weight-load tested to 135 lbs.
- Rear cable access.
- Mounting template included.
- Black powder paint finish.

APB Series - Heavy Duty Adjustable Wall Bracket



Part No.	Description
APB19007BK1	4U Wall Bracket
APB19010BK1	6U Wall Bracket
APB19014BK1	8U Wall Bracket
APB19021BK1	12U Wall Bracket
PBCOVER	Dust cover/shelf

Now available by special order, new deeper models available up to 24" in depth. Contact us today to inquire.

Includes 25-pack of 10-32 black rack screws w/washers and mounting template for easy installation.



Features:

- Knock-down design.
- Ships un-assembled (flat-pack).
- 14 gauge formed steel.
- Double-hinged for easy rear access.
- Adjustable depth from 12" to 18" using slots for easy set-up and adjusting.
- Multiple tie points for cable management.
- EIA compliant 10-32 tapped holes.
- Static weight-load tested to 80 lbs.
- Generous cable access.
- Black powder paint finish.

RCHLB Series - Heavy Duty Ventilated Wall Mount Security Lock box



NEW!

Part No.	Panel Height	Overall Dim's (mm)		
		H	W	D
RCHLB193UBK1	3U	133 (5.25")	533 (21.00")	361 (14.23")

Note: Usable depth = 340mm (13.41")

Looking for a larger size? See page 18 for more information on our modification services.



Features:


- 16-gauge steel construction.
- Vented side with cable entry hole (per side).
- Locking mechanism included.
- Fixed 19" mounting rails recessed (1").
- EIA 19" mount with holes for use with 10-32 screws and clip nuts.
- Finished in textured black powder paint.

HWM Series - Swing Out Wall Mount Cabinet

NEW!



Designed for side venting high capacity servers, switches and other equipment.



HWM Body

The HWM body was engineered for superior weight capacity. Constructed of heavy duty steel (14 gauge rear section and 16 gauge Center section and door) the HWM Series has a safety rating of 275 lbs. The HWM can handle UPS batteries, servers and more without compromising structural security. The HWM body is finished in sand-textured black powder paint and includes grounding studs provided on rear/center section and door.

Mounting Rails

Includes one (1) pair of 19" mounting EIA-310-D compliant 10-32 tapped rails with U-markings. Rails are infinitely adjustable in depth. Rails are fabricated of heavy duty twelve (12) gauge steel finished in black powder paint.

Cable Entry & Management

The HWM includes multiple points of cable entry. The largest is the generous rear opening that is designed for mounting over a power receptacle. Cable conduit knockouts are located on the top, bottom and side of the cabinet. Included knockouts are designed for conduit fittings that range in diameter from 1.125" to 3.00" (top/bottom) and 2.00" to 2.50" (sides). For cable management, multiple lancing points are formed on the rear panel and on all panel rails.

Doors

A factory installed vented and locking door is included with each unit. Both tinted acrylic and solid doors are available for installation on-site. Doors can be reversed hinged (by rotating mid section). Optional lock is available (keyed differently than lock for rear section) for enhanced security.

Thermal Performance

The top and bottom of the HWM includes two (2) 3.5" diameter laser knockouts (centered) for fan installation. The included front perforated door offers 65% airflow. The ventilated center section includes two (2) fan cutouts (per side), designed for side airflow high capacity servers and switches.

For detailed drawings please visit www.hammondmfg.com

Part No.	Center		Overall Dim.		
	Depth (In)	Panel Height Inches	Units	Height	Depth
HWM2412U11BK	11	21	12	27.75	16.7
HWM2420U11BK	11	35	20	41.75	16.7
HWM2424U11BK	11	42	24	48.75	16.7
HWM2432U11BK	11	56	32	62.75	16.7
HWM2412U20BK	20	21	12	27.75	25.7
HWM2420U20BK	20	35	20	41.75	25.7
HWM2424U20BK	20	42	24	48.75	25.7
HWM2432U20BK	20	56	32	62.75	25.7
HWM2412U26BK	26	21	12	27.75	31.7
HWM2420U26BK	26	35	20	41.75	31.7
HWM2424U26BK	26	42	24	48.75	31.7
HWM2432U26BK	26	56	32	62.75	31.7

Additional Rail Options:

Part No.	Description
HWMTR12U	12U Tapped 10-32 Rail (Pair)
HWMTR20U	20U Tapped 10-32 Rail (Pair)
HWMTR24U	24U Tapped 10-32 Rail (Pair)
HWMTR32U	32U Tapped 10-32 Rail (Pair)
HWMsr12U	12U Square Hole Rail (Pair)
HWMsr20U	20U Square Hole Rail (Pair)
HWMsr24U	24U Square Hole Rail (Pair)
HWMsr32U	32U Square Hole Rail (Pair)

Optional Accessories:

Part No.	Description
HWMPCLIP	Power Outlet Strip Clip
HWSLOCK	Front lock (keyed differently)
GRDKIT02	Cabinet Ground Cable Kit
DNFK1AC120	Single (1) Fan kit with grills and cord
DNFK2AC120	Dual (2) Fan kit with grills and cord
Outlet Strip	See page 17 for part numbers

Door Options:

Part No.	Description
HWMsd2412UBK	12U Solid Door
HWMsd2420UBK	20U Solid Door
HWMsd2424UBK	24U Solid Door
HWMsd2432UBK	32U Solid Door
HWMpd2412UBK	12U Tinted Acrylic Door
HWMpd2420UBK	20U Tinted Acrylic Door
HWMpd2424UBK	24U Tinted Acrylic Door
HWMpd2432UBK	32U Tinted Acrylic Door

We have been busy introducing new products to serve you better! If you are looking for a dimension that is not listed above please contact us for assistance. Please keep in mind that Hammond offers a full range of modification services. Take a look at page 18 for more information.

If you are looking for our legacy SWC Series (image at right), please visit our website at: www.hammondmfg.com for information on our full line of wall mount cabinet solutions.



Rack Cabinet Solutions

RCSC Series - Stacking SMB Server Cabinet



Optional High Airflow vented door shown.



The RCSC Rack Cabinet features a stacking design that allows for up to three (3) cabinets* to be stacked atop each other. This Rack Cabinet is fully loaded and includes two (2) pairs of infinitely adjustable sliding EIA square-hole rails, punch-outs for cable entry and/or fan cooling and comes in a variety of sizes and depths.

The unique stacking feature enables your cabinet space to grow as your needs do. *Stack up-to three (3) 12U, two (2) 24U or one (1) of each cabinet atop each other using the required baying kit (RCSCBAY). The 12U cabinet is a great starter cabinet for any small to medium sized business.

The RCSC features a knockdown 16-gauge steel frame with heavy-duty struts contributing to a weight-load rating of 1500 lbs. Ships un-assembled in (flat-pack).

RCSC Frame Four (4) embosses are included with support for optional levelling feet or casters. Grounding studs provided on body.


Mounting Rails Includes two (2) pair of 19" mounting EIA-310-D compliant square-hole design feature U space markings. Rails are infinitely adjustable in depth. Rails are fabricated of heavy duty fourteen (14) gauge steel, painted smooth black.

Cable Entry & Management The top and bottom of the RCSC includes two (2) laser knockouts (per side) for cable-entry or fans (includes gasket strip material). For 36" depth cabinet side panels include cable entry knockouts. Also includes a laser knockout rear gland plate for floor-level cable entry.

Doors Optional doors are available in solid, tinted acrylic, honey-comb perf and high airflow vented. Snap-in hinges can be mounted without having to bolt-on from inside the cabinet. In addition, the hinges can be mounted on the left or right.

Thermal Performance High airflow perforated doors for both front and rear of the cabinet are suggested for most server applications. Perforated doors meet server manufacturer Free-Air-Ratio (FAR) requirements at 65%.

Finish Finished in rugged black powder paint.



Part No.	Units	Overall Height	Overall Depth	Max Mounting Depth
RCSC1902124BK1	12U	25"	24"	23.5"
RCSC1904224BK1	24U	46"	24"	23.5"
RCSC1902131BK1	12U	25"	31"	29.0"
RCSC1904231BK1	24U	46"	31"	29.0"
RCSC1902136BK1	12U	25"	36"	29.0"
RCSC1904236BK1	24U	46"	36"	29.0"

Includes 50-Pack 10-32 cage nuts and screws.

Optional Locking Doors

Part No.	Description
RCSC19021PDBK1	12U Perforated Door w/lock
RCSC19021SDBK1	12U Solid Door w/lock
RCSC19021VDBK1	12U Vented Door w/lock
RCSC19042PDBK1	24U Perforated Door w/lock
RCSC19042SDBK1	24U Solid Door w/lock
RCSC19042VDBK1	24U Vented Door w/lock

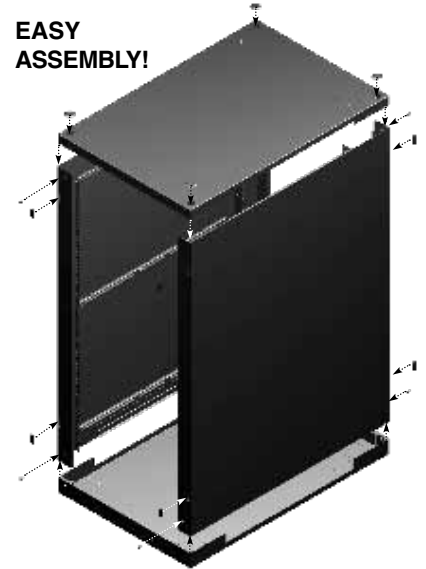
Optional Accessories:

Part No.	Description
RCSCATIP	Anti-tip brackets
RCSCBAY	Baying kit - bays (2) RCSC's together (vertically or horizontally)
GRDKIT02	Cabinet ground cable kit
DNFK1AC120	Single (1) Fan kit with grills and cord
DNFK2AC120	Dual (2) Fan kit with grills and cord

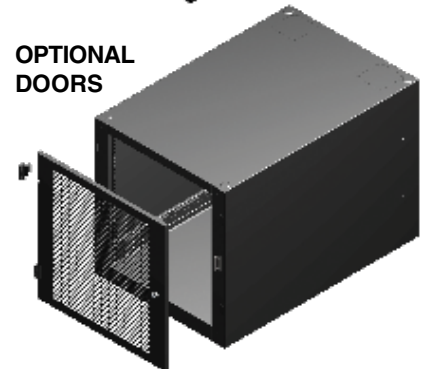
Optional Casters

Part No.	Description	Rated
1425P	Light-duty casters(4)	400 lbs
1425BH	Heavy duty casters(4)	1000 lbs

EASY ASSEMBLY!



OPTIONAL DOORS



NOTE: Baying kit (RCSCBAY) is required to lock cabinets together securely when stacking.

For detailed drawings please visit www.hammondmfg.com

DC100 Series - Data Center Cabinet



The Hammond Data Center 100 (DC100) was designed for Server, Network and Data Storage applications. DC100 cabinets feature an array of enhancements over traditional cabinets, with cooling performance and enhanced security features demanded by today's IT manager.

The DC100 series cabinets are offered in two capacities, 42U spaces and 24U spaces. A standard overall width of 24" allow cabinets to side or bay together matching standard 2ft floor tile placement, optimizing sub-floor cable and cold-air access without conflict. Both cabinets have an overall depth of 42" but can be modified up to 48" to provide support for deep server dimensions while providing additional space for cable management.

The DC100 features a fully-welded 14-gauge steel frame with heavy-duty struts contributing to a weight-load rating of 2000 lbs.

- DC100 Frame** Four (4) leveling feet are included with support for included recessed casters. Grounding studs provided on frame, side panels and doors. Side panels are only included with the 24U model. Side panels are sold separately for 42U model.
- Mounting Rails** Includes two (2) pair of 19" mounting EIA-310-D compliant square-hole design feature U-markings. Infinite-depth setting using C-channel struts. Rails are fabricated of heavy duty twelve (12) gauge steel, zinc-plated for superior grounding.
- Cable Entry & Management** The top of the DC100 includes two (2) 3.5" diameter cable entry holes and one (1) 18 x 3" rectangle cable entry (comes with solid filler panel). Open frame bottom allows raised tile floor cable and air access. Also includes a removable rear gland plate for floor-level cable entry. One (1) vertical cable tray included.
- Doors** Doors include front and rear enhanced locking handles that include a 2-point locking mechanism. Front perforated door offers 65% airflow. Split rear perforated doors offers 65% airflow.
- Thermal Performance** Perforated doors for both front and rear of the cabinet are suggested for most server applications. The DC100 cabinet frame features an open-top design supporting optional solid and vented top panels, as well as a selection of fan tops capable of up to 550cfm. Cabinets come standard with an open base design to allow for cable entry and cold-air supply in raised-tile-floor installations. See page 15 for fan trays and blowers.
- Seismic Ready** The structural integrity of the standard DC100 frame design meets Seismic UBC Zone-4 certification.

Upgrade your handles to our new electronic controlled handle with key override. Manage access using your SNMP smart PDU now available from Hammond Mfg.

Contact us for details at:
datacom@hammondmfg.com



Part No.	Panel Height		Overall Dimensions			
	Inches	Units	Width	Depth	Height w/ casters	Weight lbs.
DC1004242	73.5	42	24	42	80.6	205
DC1004224	42	24	24	42	49.1	210

Get your DC100 modified for up-to 48" Depth.
See pages 18 and 19 for details.


Optional Accessories:

Part No.	Description
DC100SP4242	DC100 42U Locking Side Panel Kit (includes 2 x panels)
DC10042RAIL	EXTRA pair of square-hole, vertical mounting rails 42U high
DC10024RAIL	EXTRA pair of square-hole, vertical mounting rails 24U high
DC100AD42	DC100 42U Air Dam Kit
DC100AD24	DC100 24U Air Dam Kit
DC100RHINGE	DC100 Right Hand Door Hinge
DC100ATIP	DC100 Stabilizer / Anti-tip Bracket
DCT42	DC Series 42U Vertical Cable Manager Tray
DCT24	DC Series 24U Vertical Cable Manager Tray
CGH01	Baying Hardware Kit (All Hammond Cabinets and Racks)
C4K-Z4	Seismic Bolt-Down Kit

For detailed drawings please visit www.hammondmfg.com

Rack Cabinet Solutions

C4 Series - Modular Data Center Cabinet System



The C4 Rack Cabinet Series provides users with maximum flexibility:

- Standard C4 assemblies provide easy-ordering for common applications
- Mix and match standard C4 components
- Contact Hammond for special colours, sizes or other modifications

The C4 features a fully-welded 14-gauge steel frame with heavy-duty struts contributing to a weight-load rating of 2000 lbs. With an available depth of up to 42", the C4 series can support deep server dimensions while providing ample space for cable management.

C4 Frame Four (4) leveling feet are included with support for optional casters. Grounding studs provided on frame as well as side panels and doors.

Mounting Rails EIA-compliant square-hole design feature rack unit markings. Infinite-depth setting using C-channel struts. Zinc-plated for superior grounding. The 30" wide C4 rails have cable-tie support and pass-through holes.

Cable Entry & Management The 30" wide C4 has generous cabling space, four (3.5" wide) cable entry holes on the top, support for up to four optional 4"-deep vertical cable managers, and an open base for easy cable access from raised-tile sub-floors. Vertical cable trays are available for both 24" and 30"-Wide cabinets. The 30" wide compatible versions feature magnetic-latching doors, and 3.5" wide x 4" deep cable space.

Door Flexibility Available options include solid, Acrylic and perforated versions. Perforated doors are offered in both single and split door designs. Split doors can save valuable working space when accessing the back of the cabinet.

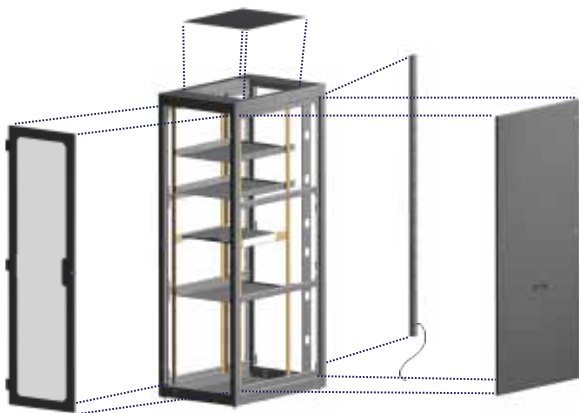
Thermal Performance Perforated doors for both front and back of the cabinet are suggested for most server applications. The C4 cabinet frame features an open-top design supporting optional solid and vented top panels, as well as a selection of fan tops capable of up to 550 CFM. Cabinets come standard with an open base design to allow for cable entry and cold-air supply in raised-tile-floor installations. See page 11 for a selection of C4 fan tops and page 15 for fan trays and blowers.

Seismic Ready The structural integrity of the standard C4 frame design meets Seismic UBC Zone-4 certification.

Finish All C4 cabinet components (and many accessories) are finished in textured black powder paint.



For detailed drawings please visit www.hammondmfg.com



Your **QUICK & EASY** configuration tool is just a click away!














Build your own assembly at: www.q-assembly.com

If you require a cabinet with dimensions or colours different from what is shown here, Hammond can easily modify to suit your needs. Please contact your local Hammond sales representative for more information on this service.

Take a look at page 18 for more information.

Rack Cabinet Solutions

C4 Series - Modular Data Center Cabinet System

SAVE TIME ONLINE! BUILD YOUR CABINET ONLINE USING Q-ASSEMBLY! www.q-assembly.com		24" Overall Width		30" Overall Width		
		42U 79.3" Overall Ht.	44U 83.5" Overall Ht.	44U 83.5" Overall Ht.		
Step 1 Frame Dimension		31.5" Deep Frame (Usable depth = 29.5")	<input type="checkbox"/> C4F247331BK1	<input type="checkbox"/> C4F247731BK1	<input type="checkbox"/> C4F307731BK1	
		36" Deep Frame (Usable depth = 34")	<input type="checkbox"/> C4F247336BK1	<input type="checkbox"/> C4F247736BK1	<input type="checkbox"/> C4F307736BK1	
		42" Deep Frame (Usable depth = 40")	<input type="checkbox"/> C4F247342BK1	<input type="checkbox"/> C4F247742BK1	<input type="checkbox"/> C4F307742BK1	
		48" Deep Frame (Usable depth = 46")	<input type="checkbox"/> Special Order	<input type="checkbox"/> Special Order	<input type="checkbox"/> Special Order	
		<i>Looking for a specific size not listed above? Please keep in mind that Hammond offers a full range of modification services. Take a look at pages 18 and 19 for more information.</i>				
Step 2 19" Mounting Rails		Standard Tapped 10-32 Rails (Pair)	<input type="checkbox"/> C4PR2473TZPL	<input type="checkbox"/> C4PR2477TZPL	n/a	
		Standard Square Hole Rails (Pair)	<input type="checkbox"/> C4PR2473SZPL	<input type="checkbox"/> C4PR2477SZPL	n/a	
		Extra Wide Tapped Rails (Pair)	n/a	n/a	<input type="checkbox"/> C4PR77TZPL	
		Extra Wide Square Hole Rails (Pair)	n/a	n/a	<input type="checkbox"/> C4PR77SZPL	
		<i>All C4 Rails are Zinc Plated and include a 25 pack of 10-32 screws and cage nuts.</i>				
Step 3 Side Panels		31.5" Solid Side Panels (Pair)	<input type="checkbox"/> C4SP7331SBK1	<input type="checkbox"/> C4SP7731SBK1	<input type="checkbox"/> C4SP7731SBK1	
		36" Solid Side Panels (Pair)	<input type="checkbox"/> C4SP7336SBK1	<input type="checkbox"/> C4SP7736SBK1	<input type="checkbox"/> C4SP7736SBK1	
		42" Solid Side Panels (Pair)	<input type="checkbox"/> C4SP7342SBK1	<input type="checkbox"/> C4SP7742SBK1	<input type="checkbox"/> C4SP7742SBK1	
		31.5" Vented Side Panels (Pair)	<input type="checkbox"/> C4SP7331VBK1	<input type="checkbox"/> C4SP7731VBK1	<input type="checkbox"/> C4SP7731VBK1	
		36" Vented Side Panels (Pair)	<input type="checkbox"/> C4SP7336VBK1	<input type="checkbox"/> C4SP7736VBK1	<input type="checkbox"/> C4SP7736VBK1	
		42" Vented Side Panels (Pair)	<input type="checkbox"/> C4SP7342VBK1	<input type="checkbox"/> C4SP7742VBK1	<input type="checkbox"/> C4SP7742VBK1	
Step 4 Doors		Solid Door	<input type="checkbox"/> C4DF2473SBK1	<input type="checkbox"/> C4DF2477SBK1	<input type="checkbox"/> C4DF3077SBK1	
		Tinted Acrylic Door	<input type="checkbox"/> C4DF2473PBK1	<input type="checkbox"/> C4DF2477PBK1	<input type="checkbox"/> C4DF3077PBK1	
		Perforated Door 51% F. A. R.	<input type="checkbox"/> C4DF2473VBK1	<input type="checkbox"/> C4DF2477VBK1	<input type="checkbox"/> C4DF3077VBK1	
		Perforated Split Doors 51% F. A. R. (Pair)	<input type="checkbox"/> C4BD2473VBK1	<input type="checkbox"/> C4BD2477VBK1	<input type="checkbox"/> C4BD3077VBK1	
Step 5 Top Panels		31.5" Solid Top Panel	<input type="checkbox"/> C2T1923SBK1	<input type="checkbox"/> C2T1923SBK1	<input type="checkbox"/> C2T2423SBK1	
		36" Solid Top Panel	<input type="checkbox"/> C2T1931SBK1	<input type="checkbox"/> C2T1931SBK1	<input type="checkbox"/> C2T2431SBK1	
		42" Solid Top Panel	<input type="checkbox"/> C2T1936SBK1	<input type="checkbox"/> C2T1936SBK1	<input type="checkbox"/> C2T2436SBK1	
		31.5" Vented Top Panel	<input type="checkbox"/> C2T1923VBK1	<input type="checkbox"/> C2T1923VBK1	<input type="checkbox"/> C2T2423VBK1	
		36" Vented Top Panel	<input type="checkbox"/> C2T1931VBK1	<input type="checkbox"/> C2T1931VBK1	<input type="checkbox"/> C2T2431VBK1	
		42" Vented Top Panel	<input type="checkbox"/> C2T1936VBK1	<input type="checkbox"/> C2T1936VBK1	<input type="checkbox"/> C2T2436VBK1	
		31.5" Fan Top Panel (4 or 6 holes)	<input type="checkbox"/> C2T1923FBK1	<input type="checkbox"/> C2T1923FBK1	<input type="checkbox"/> C2T2423FBK1	
		36" Fan Top Panel (4 or 6 holes)	<input type="checkbox"/> C2T1931FBK1	<input type="checkbox"/> C2T1931FBK1	<input type="checkbox"/> C2T2431FBK1	
		42" Fan Top Panel (4 or 6 holes)	<input type="checkbox"/> C2T1936FBK1	<input type="checkbox"/> C2T1936FBK1	<input type="checkbox"/> C2T2436FBK1	
		31.5" Fan Top Panel (4x 4.7" Fans)	<input type="checkbox"/> C2T1923F4BK1	<input type="checkbox"/> C2T1923F4BK1	<input type="checkbox"/> C2T2423F4BK1	
		36" Fan Top Panel (4x 4.7" Fans)	<input type="checkbox"/> C2T1931F4BK1	<input type="checkbox"/> C2T1931F4BK1	<input type="checkbox"/> C2T2431F4BK1	
		42" Fan Top Panel (4x 4.7" Fans)	<input type="checkbox"/> C2T1936F4BK1	<input type="checkbox"/> C2T1936F4BK1	<input type="checkbox"/> C2T2436F4BK1	
		31.5" Fan Top Panel (1x 10" Fan)	<input type="checkbox"/> C2T1923F10BK1	<input type="checkbox"/> C2T1923F10BK1	<input type="checkbox"/> C2T2423F10BK1	
36" Fan Top Panel (1x 10" Fan)	<input type="checkbox"/> C2T1931F10BK1	<input type="checkbox"/> C2T1931F10BK1	<input type="checkbox"/> C2T2431F10BK1			
42" Fan Top Panel (1x 10" Fan)	<input type="checkbox"/> C2T1936F10BK1	<input type="checkbox"/> C2T1936F10BK1	<input type="checkbox"/> C2T2436F10BK1			
Step 6 Bottom Panel		31.5" Solid Bottom Panel	<input type="checkbox"/> C4B2431SBK1	<input type="checkbox"/> C4B2431SBK1	<input type="checkbox"/> C4B3031SBK1	
		36" Solid Bottom Panel	<input type="checkbox"/> C4B2436SBK1	<input type="checkbox"/> C4B2436SBK1	<input type="checkbox"/> C4B3036SBK1	
		42" Solid Bottom Panel	<input type="checkbox"/> C4B2442SBK1	<input type="checkbox"/> C4B2442SBK1	<input type="checkbox"/> C4B3042SBK1	
Step 7 Vertical Manager		Vertical Open Tray (each)	<input type="checkbox"/> VCT73	<input type="checkbox"/> VCT77	<input type="checkbox"/> VCT77	
		Vertical Cable Manager w/Door (each)	<input type="checkbox"/> C4VCM73BK1	<input type="checkbox"/> C4VCM77BK1	<input type="checkbox"/> C4VCM77BK1	
		<i>Looking for a fingered, fiber or other manager? We may have models that may be ordered as a special. See pages 18 and 19 for more information regarding our modification services.</i>				
Step 8 Misc Hardware		Casters (Set of 4) 1000lb capacity	<input type="checkbox"/> 1425BH	<input type="checkbox"/> 1425BH	<input type="checkbox"/> 1425BH	
		Baying Kit	<input type="checkbox"/> CGH01	<input type="checkbox"/> CGH01	<input type="checkbox"/> CGH01	
		Grounding Kit	<input type="checkbox"/> GRDKIT02	<input type="checkbox"/> GRDKIT02	<input type="checkbox"/> GRDKIT02	
		10-32 Black Screws w/washers (25 pack)	<input type="checkbox"/> 1421ABK25	<input type="checkbox"/> 1421ABK25	<input type="checkbox"/> 1421ABK25	
		10-32 Cage Nuts (25 pack)	<input type="checkbox"/> 1421CNA25	<input type="checkbox"/> 1421CNA25	<input type="checkbox"/> 1421CNA25	
		Seismic Bolt-Down Kit	<input type="checkbox"/> C4K-Z4	<input type="checkbox"/> C4K-Z4	<input type="checkbox"/> C4K-Z4	
Step 9	 <p>ADD ACCESSORIES</p> <p>SEE PAGE 14</p>		 <p>ADD ACCESSORIES</p> <p>SEE PAGES 14-15</p>		 <p>ADD ACCESSORIES</p> <p>SEE PAGES 16-17</p>	

Rack Cabinet Solutions

HME Series - Type 12 Dust Tight Cabinet



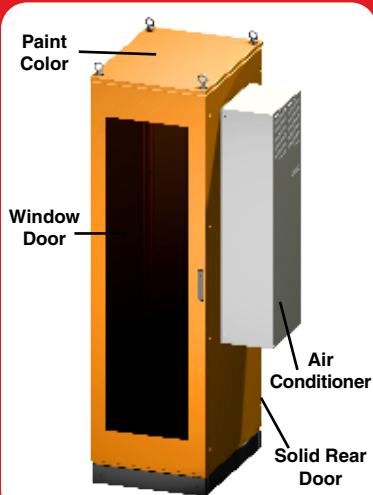
www.hammondmfg.com

Standards

- UL 508 Type 12
- CSA Type 12
- Complies with
- NEMA Type 12
- IEC 60529 IP54



Hammond Mfg can help you customize your HME!



Contact your local Hammond Mfg Representative for details.

The HME Modular Enclosure System provides a vast array of features and advantages supported by Hammond Manufacturing's reliable quality and service.

Base configuration includes 14 gauge steel frame, front door, rear cover, top panel, bottom gland plate panel, easy-install inner mounting panel and 4 lifting eyebolts. Finished in light gray textured powder paint. Typical options include rails, side panels, various handles and cooling.

Application

- The HME product line provides users with a rugged housing for industrial environments.
- Modular design permits interchangeable components and ability to join cabinets together.

Configuration


- Frame
- Removable solid top panel
- Lifting eyebolts (4)
- Removable bottom panel w/gland plates
- Solid front door with door frame
- Removable rear cover panel
- Inner panel (for electrical applications)

Construction

- Formed 14 gauge steel.
- Fully welded frame with 25mm hole pattern for superior mounting flexibility.
- Seamless foam in place gasket.
- Reinforced eyebolts are provided for easy enclosure lifting.
- Frames can be joined together with an optional joining kit.
- Doors can be easily removed, reversed, and/or interchanged.
- Optional formed 14 gauge steel side panels are sold separately (in pairs).
- Bonding and grounding studs are provided for all doors and panels.

Finish

- Phosphatized and finished in light gray powder coating. (Also available in Black)
- Inner panel is unpainted galvanized 12 gauge steel.



Accessories

Part No.	Description
HAK19800	Adapts 800mm wide cabinets to 19" rack mounting (includes 4 brackets)
HGD38	Depth Grid Straps 75mm wide with mounting flange
1421CT25	Self-tapping 12-24 screws for mounting HGD38
HMEHSLK	Upgrade your handle with this locking swing handle with key locking (black)
HMEHLKL	Upgrade your handle with this premium locking lift handle (light gray)
HPLW26	200mm Plinth Corners and Front/Back Panels (Use HPLD26 for Plinth Side Panels)
HPLW28	200mm Plinth Corners and Front/Back Panels (Use HPLD28 for Plinth Side Panels)
HLF4	Set of 4 leveling feet (support a maximum of 2600 lbs static load)

Accessories

- Cooling - Air Conditioners
- Cooling - Filter Fans
- Grid Mounting System
- Handles and Inserts
- Interlock System
- Leveling Feet
- Light Kit and Accessories
- Literature Pocket
- Panel - Bridge
- Plinth
- Top Mount Cable Module

Part No.	Panel Height	Overall Dim's (mm)		
		H	W	D
HME1868	38U	1800 (70.87")	600 (23.62")	800 (31.5")
HME1888	38U	1800 (70.87")	800 (31.5")	800 (31.5")
HME2068	42U	2000 (78.74")	600 (23.62")	800 (31.5")
HME2088	42U	2000 (78.74")	800 (31.5")	800 (31.5")
HME2288	47U	2200 (82.25")	800 (31.5")	800 (31.5")

Side Panels

Part No.	Panel Height	Overall Dim's (mm)	
		H	D
HSP188	38U	1800 (70.87")	800 (31.5")
HSP208	42U	2000 (78.74")	800 (31.5")
HSP228	47U	2200 (82.25")	800 (31.5")

Panel Rails (19" Mounting)

Part No.	Description	Use with H (mm)
HPR18SZPL	38U Panel Rail	1800
HPR20SZPL	42U Panel Rail	2000
HPR21SZPL	47U Panel Rail	2200
HCR18SZPL	38U Combination Rail	1800
HCR20SZPL	42U Combination Rail	2000
HCR22SZPL	47U Combination Rail	2200

Please note that Part No. HGD38 Depth Grid Strap is required for all rail mounting.



Introducing Rack Basics™ by Hammond Manufacturing. Rack Basics™ is a brand name for our entry-level product that is sourced abroad and therefore cannot be modified. The Rack Basics™ product line is perfect for light duty applications and is economically priced.

Rack Basics™ Economy Wall Mount Cabinet



Part No.	Panel Height	Overall Dim's (mm)		
		H	W	D
WMC1901023BK2	6U	369 (14.5")	600 (23.6")	600 (23.6")
WMC1901523BK2	9U	503 (19.8")	600 (23.6")	600 (23.6")
WMC1902123BK2	12U	636 (25.0")	600 (23.6")	600 (23.6")
WMC1902623BK2	15U	769 (30.3")	600 (23.6")	600 (23.6")

- Note: Usable depth = 540mm (21.25")
- Includes 20 screws and push-in nuts
- 16 gauge steel rear and Center section.
- 90 lbs weight load capacity.
- Smooth black powder paint finish.

Features:

- Ventilation slots front and sides.
- Optional fans can be added into top cutouts.
- Wall mount section has cable access panels top and bottom.
- Includes two (2) pairs of adjustable EIA compliant square hole mounting rails (adjustable in 25mm increments).
- Glass door provides full view of equipment with full 180° opening, can be easily removed and hinged in either direction, and complete with lock and key.
- Quick and easy bolt-together field assembly and flat pack makes storage/shipping cost effective.

Rack Basics™ Economy Swing Out Wall Mount Cabinet



Part No.	Panel Height	Overall Dim's (mm)		
		H	W	D
SWCC1901021BK2	6U	384 (15.1")	600 (23.6")	550 (21.7")
SWCC1901521BK2	9U	518 (20.4")	600 (23.6")	550 (21.7")
SWCC1902121BK2	12U	651 (25.6")	600 (23.6")	550 (21.7")
SWCC1902621BK2	15U	784 (30.9")	600 (23.6")	550 (21.7")
SWCC1903121BK2	18U	918 (36.1")	600 (23.6")	550 (21.7")

- Note: Usable depth = 414mm (16.2")
- For side panel lock mechanism, use Part No. SWCCLOC
- Includes 20 screws and push-in nuts
- 16 gauge steel rear and Center section.
- 90 lbs weight load capacity.
- Smooth black powder paint finish.

Features:

- Ventilation slots front and side.
- Optional fans can be added into top cutouts.
- Wall mount section has cable access panels top and bottom.
- Includes two (2) pairs of adjustable EIA compliant square hole mounting rails (adjustable in 25mm increments).
- Glass door provides full view of equipment with full 180° opening, can be easily removed and hinged in either direction, and complete with lock and key.
- Hinged cabinet body can open 120°.
- Pair of solid side panels are removable.

Rack Basics™ Economy Server Cabinet



- Frame** Four (4) leveling feet are included with support for included recessed casters. Grounding studs provided on frame. Pair of solid side panels are removable and include stiffeners to support the full depth.
- Mounting Rails** Includes two (2) pair of 19" mounting EIA compliant square-hole design feature rack unit markings. Rails can adjust in depth in 25mm increments.
- Cable Entry & Management** Includes two (2) 4" diameter cable entry holes (top) and one (1) 8" x 12" opening (bottom). Open frame bottom allows raised tile floor cable and air access.
- Doors** Perforated front/rear doors provide excellent ventilation featuring swing handles complete with locks and keys. Front door has attractive 4 point latch, curved and ribbed surface for added stability, and can be easily removed and hinged in either direction. Rear features split doors making access easier in tight spaces.

Part No.	Panel Height		Overall Dim's (mm)		
	Inches	Units	H	W	D
DC2004242	73.5"	42	1997 (78.6")	600 (23.6")	1100 (43.3")
DC2004224	42"	24	1197 (47.1")	600 (23.6")	1100 (43.3")

Note: For mounting Hammond vertical outlet strips use Part No. DC2PBCLP

Rack Accessories

2-Post Mounting Shelves:

Part No.	Description	Surface Depth	Mount Depth	Rated
RASU190115BK1	1U Cantilever Solid Shelf	15"	-	40 lbs
RASU190120BK1	1U Cantilever Solid Shelf	20"	-	40 lbs
RASU190315BK1	2U Cantilever Solid Shelf	15"	-	100 lbs
RASU190320BK1	2U Cantilever Solid Shelf	20"	-	100 lbs
RASU190515BK1	3U Cantilever Solid Shelf	15"	-	200 lbs
RASU190520BK1	3U Cantilever Solid Shelf	20"	-	200 lbs
RASU190107UBK1	1U Cantilever Solid Shelf	7"	-	40 lbs
RASV190107UBK1	1U Cantilever Vented Shelf	7"	-	40 lbs
RASV190115BK1	1U Cantilever Vented Shelf	15"	-	40 lbs
RASV190120BK1	1U Cantilever Vented Shelf	20"	-	40 lbs
RASV190315BK1	2U Cantilever Vented Shelf	15"	-	100 lbs
RASV190320BK1	2U Cantilever Vented Shelf	20"	-	100 lbs
RASV190515BK1	3U Cantilever Vented Shelf	15"	-	200 lbs
RASV190520BK1	3U Cantilever Vented Shelf	20"	-	200 lbs
DNDMS19BK1	2U Centerd Solid Shelf	19.5"	-	200 lbs
DNDMV19BK1	2U Centerd Vented Shelf	19.5"	-	200 lbs
DNRMA1916BK1	3U Cantilever Solid Adjustable Shelf	16"	-	275 lbs
DNRMA1920BK1	3U Cantilever Solid Adjustable Shelf	20"	-	275 lbs
DNRMU19BK1	3U Dual-Channel Solid Shelf	19"	-	300 lbs
DNRMU1924BK1	3U Dual-Channel Solid Shelf	24"	-	300 lbs
DNRMV19BK1	3U Dual-Channel Vented Shelf	19"	-	300 lbs
DNRMV1924BK1	3U Dual-Channel Vented Shelf	24"	-	300 lbs
DNRMM19BK1	3U Dual-Channel Shelf w/ storage	19"	-	300 lbs
RKBM19BK1	3U Cantilever Keyboard/Monitor Shelf	15"	-	160 lbs

4-Post Mounting Shelves & Drawers:

Part No.	Description	Surface Depth	Mount Depth	Rated
RSVS1918BK1	1U Sliding Vented Shelf	18"	20"	120 lbs
RSVS1921BK1	1U Sliding Vented Shelf	21"	22"	120 lbs
RSVS1926BK1	1U Sliding Vented Shelf	26"	28"	120 lbs
RSVS1931BK1	1U Sliding Vented Shelf	31"	30"	120 lbs
RSUS1918BK1	1U Sliding Solid Shelf	18"	20"	120 lbs
RSUS1921BK1	1U Sliding Solid Shelf	21"	22"	120 lbs
RSUS1926BK1	1U Sliding Solid Shelf	26"	28"	120 lbs
RSUS1931BK1	1U Sliding Solid Shelf	31"	30"	120 lbs
RSLIDEEX	Increases RSVS/ RSUS Mounting-Depth by 14"			
RMASU1925BK1	1U Adj. Depth Solid Shelf	25"	25" - 35"	75 lbs
RMASU1930BK1	1U Adj. Depth Solid Shelf	30"	30" - 40"	75 lbs
RMASV1925BK1	1U Adj. Depth Vented Shelf	25"	25" - 35"	75 lbs
RMASV1930BK1	1U Adj. Depth Vented Shelf	30"	30" - 40"	75 lbs
RMASHD1925BK1	2U Adj. Depth Vented Shelf	25"	25" - 35"	200 lbs
RDRW1900322BK1	2U Locking Drawer	22"	24"	120 lbs
RDRW1900522BK1	3U Locking Drawer	22"	24"	120 lbs
RDRW1900722BK1	4U Locking Drawer	22"	24"	120 lbs
RDRW1900822BK1	5U Locking Drawer	22"	24"	120 lbs
RDRW1901222BK1	7U Locking Drawer	22"	24"	120 lbs
RMS193BK1	3U Keyboard-Shelf-Drawer (Mounts with 2 or 4 post racks)	18.75"	18.3"	120 lbs

Please note this is a sample of our available shelves and drawers. For a full selection, visit www.hammondmgf.com.

Filler Panels

Install in unused rack space to improve both cooling efficiency and system esthetics.

Part No.	Description
PBPS19001BK2	1U Solid Steel Panel
PBPS19003BK2	2U Solid Steel Panel
PBPS19005BK2	3U Solid Steel Panel
PPFS19001BK2	1U Steel Perforated Panel
PPFS19003BK2	2U Steel Perforated Panel
PPFS19005BK2	3U Steel Perforated Panel
PBFS19001BK2	1U Formed Solid Steel Panel
PBFS19003BK2	2U Formed Solid Steel Panel
PBFS19005BK2	3U Formed Solid Steel Panel
PBPA19001BK2	1U Aluminum Steel Panel
PBPA19003BK2	2U Aluminum Steel Panel
PBPA19005BK2	3U Aluminum Steel Panel

Please note this is a very small sample of our available panels. We have panels ranging in rack unit size up-to 18U. Visit www.hammondmgf.com for more details.

Mounting Hardware

New 10-32 screw w/washer installs easily and doesn't fall out of tapped rail.

Part No.	Description
H1032BK25	25 Pack 10-32 Screws
H1032BK100	100 Pack 10-32 Screws
H1032BK500	500 Pack 10-32 Screws

Part No.	Description
1421ABK25	25 Pack 10-32 Screws
1421ABK100	100 Pack 10-32 Screws
1421ABK500	500 Pack 10-32 Screws

Part No.	Description
1421CNA25	25 Pack 10-32 Cage Nuts
1421CNA100	100 Pack 10-32 Cage Nuts
1421CNA250	250 Pack 10-32 Cage Nuts

Part No.	Description
H1224S25	25 Pack 12-24 Screws
H1224S100	100 Pack 12-24 Screws
H1224S500	500 Pack 12-24 Screws

Part No.	Description
1421CNC25	25 Pack 12-24 Cage Nuts
1421CNC100	100 Pack 12-24 Cage Nuts

There are many other hardware options to choose from. Take a look at: www.hammondmgf.com/hardware.htm

Part No.	Description
PCMDD19001BK1	1U Hinged Horizontal Cable Manager (2.5" Overall Depth)
PCMDD19003BK1	2U Hinged Horizontal Cable Manager (2.5" Overall Depth)
PCMDD19005BK1	3U Hinged Horizontal Cable Manager (2.5" Overall Depth)
PCMDS19001BK1	1U Hinged Finger Panel (3" Depth)
PCMDS19003BK1	2U Hinged Finger Panel (3" Depth)
PCMDS19005BK1	3U Hinged Finger Panel (3" Depth)
PCMBS19001BK1	1U Steel Ring Panel
PCMBS19003BK1	2U Steel Ring Panel
PCMBS23001BK1	1U Steel Ring Panel - 23" Mounting
PCMBS23003BK1	2U Steel Ring Panel - 23" Mounting
HCM190UBK1	0U 19" Lacing Bar w/Hook & Loop Strapping (48")
HCM230UBK1	0U 23" Lacing Bar w/Hook & Loop Strapping (48")
DNCE19BK1	2U Cable Entry Panel (3.5" Overall Depth)
CMBE19BK1	2U Brushed Cable Entry Panel (3.5" Overall Depth)
CMRBK1	1U Single Cable Ring - 1.25" Wide
CMR3BK1	2U Single Cable Ring - 1.25" Wide
CMRC0404BK1	1.5" x 3" x 4" Cable Ring Bracket
CMRC0406BK1	1.5" x 3" x 6" Cable Ring Bracket
CMRC1206BK1	1.5" x 12" x 6" Cable Ring Bracket
PCMT19003BK1	2U Rack Panel Mount Trough
CGUIDE	2U Hinged Cable Guide w/tie straps
CMSTRAP5	5 Hook and Loop Straps - Supports Max. 3.5" diameter bundles

Vertical Cable Managers w/Door

- Magnetic Latching Door
- Slots for Cable Ties/ Straps
- 3.5" Wide x 4" Deep
- Exclusively compatible with the C4

Vertical Cable Trays

- Compatible with all sizes of C4 Cabinets
- Shallow "U" shape
- Slots (lances) for Cable Ties/ Straps

For sizing table see Page 11, Step 7 or

Build your own assembly at: WWW.q-assembly.com



Rack Mount Fan Trays

- 1U 19" Rack Mount Fan Trays
- Ideal solution for hot spots
- Integral finger guards
- Circuit breaker protection
- Black powder paint finish



Part No.	Description	Max Mount Depth
FT300TA1BK	3-Fan,300CFM	Unlimited
FT600TA1BK	6-Fan,600CFM	19.2"
FT900TA1BK	9-Fan,900CFM	24.7"
FT300HA1BK	3-Fan,300CFM, ON/OFF Switch	Unlimited
FT600HA1BK	6-Fan,600CFM, ON/OFF Switch	19.2"
FT900HA1BK	9-Fan,900CFM, ON/OFF Switch	24.7"

Fan Components



Part No.	Description
DNMF100AC115	4.7" Fan - 105CFM
DNFG	Fan Guard
DNFCDC2P	Daisy Chain 2-Fan Cord - Lead Length 24"
DNFC48P	Single Fan Cord - Lead Length 48"

Fan Panel Assembly

- 3U 19" Rack Mount Fan Panel
- Target hot-spots
- 4.7" Fans with grill
- Includes 24" power cable
- Black powder coated



Part No.	Description
PPGFPA	Two (2) Fans - (Total 210 CFM, 60 dBA)
FP3F115	Three (3) Fans - (Total 315 CFM, 60 dBA)

Thermostat

- Controls fan trays panels & tops
- Adjustable range 30-140 °F (0-60 °C)
- Normally-Open Switch (cooling applications)
- Switching capacity of 15A (120VAC)
- Available in Fahrenheit or Celsius



Part No.	Description
SKT011419NO	Thermostat (Fahrenheit Scale)
SKT011419NO-C	Thermostat (Celsius Scale)

HME Cabinets (see page 12) with Cooling Solutions

Hammond specializes in cabinet solutions designed for unique environmental conditions.

If your project demands superior protection against oil, dirt, dust, lint, and liquids, while maintaining a steady temperature contact your Hammond sales representative today!

Please visit our web site for more information:


www.hammondmfg.com



Outlet Strips


Horizontal Rack Mount Outlet Strips

15 Amp Outlet Strips with FRONT AND REAR-Mounted Receptacles




Part No.	# of Outlets		Power Indication		Cord Length	NEMA Plug Type	Amp Rating	Finish
	Front	Rear	On/Off Switch	Pilot Light Only				
1583H6A1BKX	2 + 4	-	Yes	-	6ft	5-15P	15 Amp	Black
1583H6B1BKX	2 + 4	-	Yes	-	15ft	5-15P	15 Amp	Black
1583T6A1BKX	2 + 4	-	-	Yes	6ft	5-15P	15 Amp	Black
1583T6B1BKX	2 + 4	-	-	Yes	15ft	5-15P	15 Amp	Black
1583H12A1BKX	6 + 6	-	Yes	-	6ft	5-15P	15 Amp	Black
1583H12B1BKX	6 + 6	-	Yes	-	15ft	5-15P	15 Amp	Black
1583T12A1BKX	6 + 6	-	-	Yes	6ft	5-15P	15 Amp	Black
1583T12B1BKX	6 + 6	-	-	Yes	15ft	5-15P	15 Amp	Black
1583T12C1BKX	6 + 6	-	-	Yes	6ft	L5-15P	15 Amp	Black
1583T12D1BKX	6 + 6	-	-	Yes	15ft	L5-15P	15 Amp	Black

Plug Types




“Straight Blade” NEMA 5-15P “Locking Plug” NEMA L5-15P “Straight Blade” NEMA 5-20P “Locking Plug” NEMA L5-20P

15 Amp Outlet Strips with 90 Degree Offset Receptacles



Part No.	# of Outlets		Power Indication		Cord Length	NEMA Plug Type	Amp Rating	Finish
	Front	Rear	On/Off Switch	Pilot Light Only				
1582H6A1BKRA	6 + 0	-	Yes	-	6ft	5-15P	15 Amp	Black
1582H6B1BKRA	6 + 0	-	Yes	-	15ft	5-15P	15 Amp	Black
1582T6A1BKRA	6 + 0	-	-	Yes	6ft	5-15P	15 Amp	Black
1582T6B1BKRA	6 + 0	-	-	Yes	15ft	5-15P	15 Amp	Black
1582T6D1BKRA	6 + 0	-	-	Yes	15ft	L5-15P	15 Amp	Black
1583H6A1BKRA	0 + 6	-	Yes	-	6ft	5-15P	15 Amp	Black
1583H6B1BKRA	0 + 6	-	Yes	-	15ft	5-15P	15 Amp	Black
1583T6A1BKRA	0 + 6	-	-	Yes	6ft	5-15P	15 Amp	Black
1583T6B1BKRA	0 + 6	-	-	Yes	15ft	5-15P	15 Amp	Black


15 Amp Outlet Strips with REAR-Mounted Receptacles



Part No.	# of Outlets on Rear	Power Indication		Surge Protection	Cord Length	NEMA Plug Type	Amp Rating	Finish
		On/Off Switch	Pilot Light Only					
1583H6A1BK	6	Yes	-	No	6ft	5-15P	15 Amp	Black
1583H6B1BK	6	Yes	-	No	15ft	5-15P	15 Amp	Black
1583H8A1BK	8	Yes	-	No	6ft	5-15P	15 Amp	Black
1583H8B1BK	8	Yes	-	No	15ft	5-15P	15 Amp	Black
1583H8D1BK	8	Yes	-	No	15ft	L5-15P	15 Amp	Black
1583T6A1BK	6	-	Yes	No	6ft	5-15P	15 Amp	Black
1583T6B1BK	6	-	Yes	No	15ft	5-15P	15 Amp	Black
1583T8A1BK	8	-	Yes	No	6ft	5-15P	15 Amp	Black
1583T8B1BK	8	-	Yes	No	15ft	5-15P	15 Amp	Black
1583H6A1SBK	6	Yes	-	Yes*	6ft	5-15P	15 Amp	Black
1583H6B1SBK	6	Yes	-	Yes*	15ft	5-15P	15 Amp	Black

* CSA Only


15 & 20 Amp Outlet Strips with built-in Ammeter



Part No.	# of Outlets		Power Indication		Cord Length	NEMA Plug Type	Amp Rating	Finish
	Front	Rear	On/Off Switch	Pilot Light Only				
1582H6A1BKAM	6 + 0	-	Lighted	-	6ft	5-15P	15 Amp	Black
1582H6B1BKAM	6 + 0	-	Lighted	-	15ft	5-15P	15 Amp	Black
1583H6A1BKAM	0 + 6	-	Lighted	-	6ft	5-15P	15 Amp	Black
1583H6B1BKAM	0 + 6	-	Lighted	-	15ft	5-15P	15 Amp	Black
1583T6A1BKAM	0 + 6	-	-	YES	6ft	5-15P	15 Amp	Black
1583T6B1BKAM	0 + 6	-	-	YES	15ft	5-15P	15 Amp	Black
1589H6F1BKRRAM	0 + 6	-	No Light	-	6ft	5-20P	20 Amp	Black
1589T6C1BKRRAM	0 + 6	-	-	Yes	6ft	L5-20P	20 Amp	Black
1589T6F1BKRRAM	0 + 6	-	-	Yes	6ft	5-20P	20 Amp	Black

Unit includes easy to read 0.37" high red LED ammeter (1.38" x 0.88" display).
Ammeter accuracy +/- 0.1 Amps


15 Amp Outlet Strips with FRONT-Mounted Receptacles



Part No.	# of Outlets on Front	Power Indication		Surge Protection	Cord Length	NEMA Plug Type	Amp Rating	Finish
		On/Off Switch	Pilot Light Only					
1582H6A1BK	6	Yes	-	No	6ft	5-15P	15 Amp	Black
1582H6B1BK	6	Yes	-	No	15ft	5-15P	15 Amp	Black
1582H6C1BK	6	Yes	-	No	6ft	L5-15P	15 Amp	Black
1582H6D1BK	6	Yes	-	No	15ft	L5-15P	15 Amp	Black
1582H8A1BK	8	Yes	-	No	6ft	5-15P	15 Amp	Black
1582H8B1BK	8	Yes	-	No	15ft	5-15P	15 Amp	Black
1582T6A1BK	6	-	Yes	No	6ft	5-15P	15 Amp	Black
1582T6B1BK	6	-	Yes	No	15ft	5-15P	15 Amp	Black
1582T6C1BK	6	-	Yes	No	6ft	L5-15P	15 Amp	Black
1582T6D1BK	6	-	Yes	No	15ft	L5-15P	15 Amp	Black
1582T8A1BK	8	-	Yes	No	6ft	5-15P	15 Amp	Black
1582T8B1BK	8	-	Yes	No	15ft	5-15P	15 Amp	Black
1582T8C1BK	8	-	Yes	No	6ft	L5-15P	15 Amp	Black
1582T8D1BK	8	-	Yes	No	15ft	L5-15P	15 Amp	Black
1582H6A1SBK	6	Yes	-	Yes*	6ft	5-15P	15 Amp	Black
1582H6B1SBK	6	Yes	-	Yes*	15ft	5-15P	15 Amp	Black

* CSA Only

20 Amp Outlet Strips with FRONT OR REAR-Mounted Receptacles



Part No.	# of Outlets		Power Indication		Cord Length	NEMA Plug Type	Amp Rating	Finish
	Front	Rear	On/Off Switch	Pilot Light Only				
1589H6C1BKRF	6 + 0	-	Yes	-	6ft	L5-20P	20 Amp	Black
1589H6D1BKRF	6 + 0	-	Yes	-	15ft	L5-20P	20 Amp	Black
1589H6F1BKRF	6 + 0	-	Yes	-	6ft	5-20P	20 Amp	Black
1589H6G1BKRF	6 + 0	-	Yes	-	15ft	5-20P	20 Amp	Black
1589T6C1BKRF	6 + 0	-	-	Yes	6ft	L5-20P	20 Amp	Black
1589T6D1BKRF	6 + 0	-	-	Yes	15ft	L5-20P	20 Amp	Black
1589T6F1BKRF	6 + 0	-	-	Yes	6ft	5-20P	20 Amp	Black
1589T6G1BKRF	6 + 0	-	-	Yes	15ft	5-20P	20 Amp	Black
1589H6C1BKRR	0 + 6	-	Yes	-	6ft	L5-20P	20 Amp	Black
1589H6D1BKRR	0 + 6	-	Yes	-	15ft	L5-20P	20 Amp	Black
1589H6F1BKRR	0 + 6	-	Yes	-	6ft	5-20P	20 Amp	Black
1589H6G1BKRR	0 + 6	-	Yes	-	15ft	5-20P	20 Amp	Black
1589T6C1BKRR	0 + 6	-	-	Yes	6ft	L5-20P	20 Amp	Black
1589T6D1BKRR	0 + 6	-	-	Yes	15ft	L5-20P	20 Amp	Black
1589T6F1BKRR	0 + 6	-	-	Yes	6ft	5-20P	20 Amp	Black
1589T6G1BKRR	0 + 6	-	-	Yes	15ft	5-20P	20 Amp	Black



Order your PB-09 Outlet Strip and Line Transformers Catalog for information while on the go.

To order your copy or to download visit: www.hammondmfg.com

All Hammond Power Strips on this page include a 125 VAC circuit breaker, use 1U (1.75") panel space, and are finished in black.
For additional sizes and options, please visit www.hammondmfg.com

www.hammondmfg.com

Vertical Rack Mount Outlet Strips

15 Amp Vertical Outlet Strips

Part No. Version w/ Pilot Light	Part No. Version w/ Lighted On/Off Switch	# of Outlets	Strip Length	Surge Protection	Cord Length	Plug Type	Amp Rating	Finish
15851T6A1	15851H6A1	6	18"	No	6ft	5-15P	15 Amp	Silver
15851T6B1	15851H6B1	6	18"	No	15ft	5-15P	15 Amp	Silver
15852T8A1	15852H8A1	8	24"	No	6ft	5-15P	15 Amp	Silver
15852T8B1	15852H8B1	8	24"	No	15ft	5-15P	15 Amp	Silver
15853T6A1	15853H6A1	6	36"	No	6ft	5-15P	15 Amp	Silver
15853T6B1	15853H6B1	6	36"	No	15ft	5-15P	15 Amp	Silver
1585T8A1	1585H8A1	8	48"	No	6ft	5-15P	15 Amp	Silver
1585T8A1BK	1585H8A1BK	8	48"	No	6ft	5-15P	15 Amp	Black
1585T8B1	1585H8B1	8	48"	No	15ft	5-15P	15 Amp	Silver
1585T10A1	1585H10A1	10	48"	No	6ft	5-15P	15 Amp	Silver
1585T10B1	1585H10B1	10	48"	No	15ft	5-15P	15 Amp	Silver
1585T15A1	1585H15A1	15	48"	No	6ft	5-15P	15 Amp	Silver
1585T15B1	1585H15B1	15	48"	No	15ft	5-15P	15 Amp	Silver
1585T16A1	1585H16A1	16	48"	No	6ft	5-15P	15 Amp	Silver
1585T16B1	1585H16B1	16	48"	No	15ft	5-15P	15 Amp	Silver
1585T16C1	1585H16C1	16	48"	No	6ft	L5-15P	15 Amp	Silver
1586T10A1	1586H10A1	10	60"	No	6ft	5-15P	15 Amp	Silver
1586T10B1	1586H10B1	10	60"	No	15ft	5-15P	15 Amp	Silver
1586T12A1	1586H12A1	12	60"	No	6ft	5-15P	15 Amp	Silver
1586T12A1BK	1586H12A1BK	12	60"	No	6ft	5-15P	15 Amp	Black
1586T12B1	1586H12B1	12	60"	No	15ft	L5-15P	15 Amp	Silver
1586T12B1BK	1586H12B1BK	12	60"	No	15ft	L5-15P	15 Amp	Black
1586T12C1	1586H12C1	12	60"	No	6ft	L5-15P	15 Amp	Silver
1587T10A1	1587H10A1	10	70"	No	6ft	5-15P	15 Amp	Silver
1587T10B1	1587H10B1	10	70"	No	15ft	5-15P	15 Amp	Silver
1587T10C1	1587H10C1	10	70"	No	6ft	L5-15P	15 Amp	Silver
1587T11A1	1587H11A1	11	70"	No	6ft	5-15P	15 Amp	Silver
1587T12A1	1587H12A1	12	70"	No	6ft	5-15P	15 Amp	Silver
1587T12B1	1587H12B1	12	70"	No	15ft	5-15P	15 Amp	Silver
1587T12C1	1587H12C1	12	70"	No	6ft	L5-15P	15 Amp	Silver
1587T12D1	1587H12D1	12	70"	No	15ft	L5-15P	15 Amp	Silver
1587T19A1	1587H19A1	19	70"	No	6ft	5-15P	15 Amp	Silver
1587T19B1	1587H19B1	19	70"	No	15ft	5-15P	15 Amp	Silver
1587T24A1	1587H24A1	24	70"	No	6ft	5-15P	15 Amp	Silver
1587T24B1	1587H24B1	24	70"	No	15ft	5-15P	15 Amp	Silver
1588T12A1	1588H12A1	12	77"	No	6ft	5-15P	15 Amp	Silver
1588T12A1BK	1588H12A1BK	12	77"	No	6ft	5-15P	15 Amp	Black
1588T12B1	1588H12B1	12	77"	No	15ft	5-15P	15 Amp	Silver
1588T12B1BK	1588H12B1BK	12	77"	No	15ft	5-15P	15 Amp	Black
1585T8A1S	1585H8A1S	8	48"	Yes*	6ft	5-15P	15 Amp	Silver
1585T8B1S	1585H8B1S	8	48"	Yes*	15ft	5-15P	15 Amp	Silver
1585T10B1S	1585H10B1S	10	48"	Yes*	15ft	5-15P	15 Amp	Silver
1585T15A1S	1585H15A1S	15	48"	Yes*	6ft	5-15P	15 Amp	Silver
1585T15B1S	1585H15B1S	15	48"	Yes*	15ft	5-15P	15 Amp	Silver
1587T11A1S	1587H11A1S	11	70"	Yes*	6ft	5-15P	15 Amp	Silver
1587T19B1S	1587H19B1S	19	70"	Yes*	15ft	5-15P	15 Amp	Silver
1588T12A1S	1588H12A1S	12	77"	Yes*	6ft	5-15P	15 Amp	Silver
1588T12B1S	1588H12B1S	12	77"	Yes*	15ft	5-15P	15 Amp	Silver

* CSA Only

20 Amp Vertical Outlet Strips

Part No. Version w/ Pilot Light	Part No. Version w/ Lighted On/Off Switch	# of Outlets	Strip Length	Surge Protection	Cord Length	Plug Type	Amp Rating	Finish
1589T48D1	1589H48D1	8	48"	No	15ft	L5-20P	20 Amp	Silver
1589T48F1	1589H48F1	8	48"	No	6ft	5-20P	20 Amp	Silver
1589T48G1	1589H48G1	8	48"	No	15ft	5-20P	20 Amp	Silver
1589T48D116	1589H48D116	16	48"	No	15ft	L5-20P	20 Amp	Silver
1589T48F116	1589H48F116	16	48"	No	6ft	5-20P	20 Amp	Silver
1589T48G116	1589H48G116	16	48"	No	15ft	5-20P	20 Amp	Silver
1589T60C1	1589H60C1	10	60"	No	6ft	L5-20P	20 Amp	Silver
1589T60D1	1589H60D1	10	60"	No	15ft	L5-20P	20 Amp	Silver
1589T60F1	1589H60F1	10	60"	No	6ft	5-20P	20 Amp	Silver
1589T60G1	1589H60G1	10	60"	No	15ft	5-20P	20 Amp	Silver
1589T70C1	1589H70C1	10	70"	No	6ft	L5-20P	20 Amp	Silver
1589T70D1	1589H70D1	10	70"	No	15ft	L5-20P	20 Amp	Silver
1589T70F1	1589H70F1	10	70"	No	6ft	5-20P	20 Amp	Silver
1589T70G1	1589H70G1	10	70"	No	15ft	5-20P	20 Amp	Silver
1589T70D124	1589H70D124	24	70"	No	15ft	L5-20P	20 Amp	Silver
1589T70F124	1589H70F124	24	70"	No	6ft	5-20P	20 Amp	Silver
1589T70G124	1589H70G124	24	70"	No	15ft	5-20P	20 Amp	Silver
1589T77C1	1589H77C1	12	77"	No	6ft	L5-20P	20 Amp	Silver
1589T77D1	1589H77D1	12	77"	No	15ft	L5-20P	20 Amp	Silver
1589T77F1	1589H77F1	12	77"	No	6ft	5-20P	20 Amp	Silver
1589T77G1	1589H77G1	12	77"	No	15ft	5-20P	20 Amp	Silver

For additional sizes and options, please visit www.hammondmfg.com

Plug Types



"Straight Blade"
NEMA 5-15P

"Locking Plug"
NEMA L5-15P

"Straight Blade"
NEMA 5-20P

"Locking Plug"
NEMA L5-20P

Features:

- Receptacles are 1" square and are equally spaced over the length of the power strip.
- Black or Silver (Natural)
- Finish as specified



Surge Specifications

- 12,000 Amp rated MOV's.
- Maximum 36,000 Amps transient current and 780 Joules.
- Protection in all 3 AC modes, L-N, N-G and L-G.
- Voltage suppression at the outlet guards against transients from equipment on the power bar.



Each Vertical Outlet Strip includes a mounting clip kit containing necessary hardware required to mount a vertical outlet strip to a rack cabinet, amhal struts or open relay racks.

Additional kits can be purchased by ordering Part No. **1585CLIP**

When mounting to HWM series use Part No. **HWMPClip**

www.hammondmfg.com

Hammond Manufacturing offers access to some of the best power distribution and environmental monitoring products in the industry. These products include Server Technology and Geist Manufacturing.

When we do not have an outlet strip that meets your needs, we can help find you a one that will.

If you have your own specific requirements Hammond Manufacturing can help you design your perfect PDU.

Please contact your Hammond Mfg representative call 1-866-535-DATA (3282) for more information.



Server Technology
Solutions for the Data Center Equipment Cabinet



Please note that all Geist and Server Technology power solutions require a 7 to 10 day lead time.

Hammond Modification Services

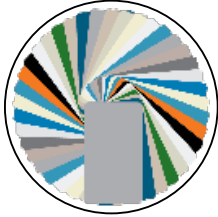


Whether you require a unique paint color, an additional cutout or product assembly, Hammond Services has you covered. As an ISO 9001:2008 certified company, Hammond offers services that complement our existing high quality product lines.

Hammond offers three unique services to take our products to the next level. These services include:

1. Product Modifications
2. Assembly & Configuration
3. Drop-Shipment.

When a standard product simply will not meet your requirements, Hammond offers a full range of Modification options that include: paint color, holes and cutouts, mounting, changes to height/width/depth, as well as accessories options.



Paints:

- Standard Colors
- RAL Colours
- Custom Colours



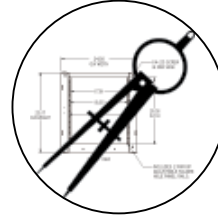
Holes & Cutouts:

- Knockouts
- Punches
- Precision Laser Cutting




Mounting:

- Tapped Holes
- Mounting Studs
- Ground & Bonding Studs
- PEM Studs & Nuts



Construction Changes:

- Changes to Height, Width, Depth

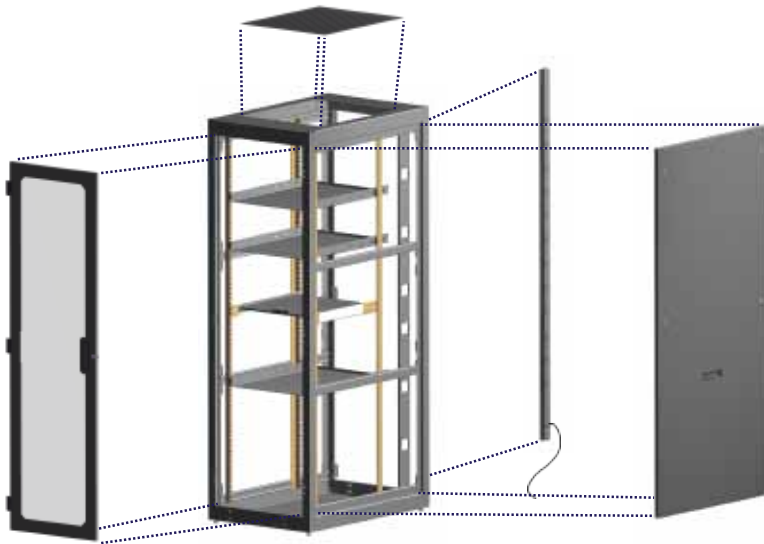


Accessories:

- Windows
- Shelves
- Climate Control
- Outlet Strips

Assembly & Configuration Services

Often when our customers order a product, they bundle it with accessories. If you want to skip the hassle of installing the accessories yourself, we can do it for you. If you do not have the space or facilities to assemble a large volume of products, Hammond Assembly Services can save you hours of time spent installing accessories. Hammond Assembly Services will reduce the waste in packaging and ensure your product is delivered, ready for use.



Q-Assembly is a quoting tool that enables you to configure your Hammond product with your choice of product options and accessories.

Once we have received your submission for quoting, we will promptly reply with a system quotation.

Start building your assembly at:
www.q-assembly.com

Drop-Shipment Services

Whether you want to reduce handling fees or your facilities cannot accommodate inventory, our Drop-Shipment Services can add value to your business. We can deliver your Hammond orders directly to your customer across North America and within your marketing territory. Ask about our Drop-Shipment Services when placing your order.

Note: Special freight requirements may need to be arranged prior to shipment. Contact us for additional details.


Modification Portfolio

Product:

RMU Aluminum chassis modified with cutouts and venting specified by user.

Application:

Rack mount electronic equipment.



Product:

DC100 modified with high airflow front door, gaskets on rear door and side panels and a passive airflow adjustable chimney.

Application:

Control of air movement through cabinet.

Environment:

Data Center



Product:

HME modified with a clear acrylic front door and side cutouts with filter and filter fan kit. This configuration includes a single pair of square hole 19" mounting rails.

Application:

Allow for visibility inside of cabinet as well as regulate and move air inside the cabinet.

Environment:

High dust manufacturing floor



Product:

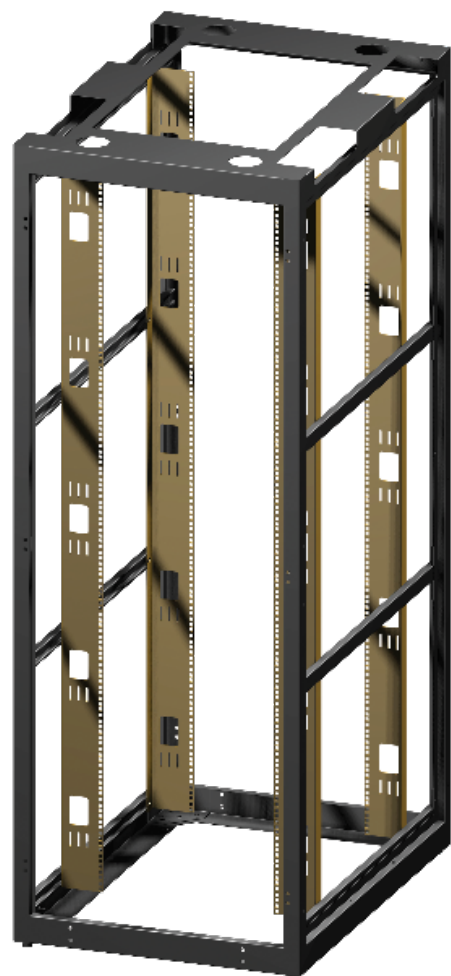
30" wide C4 cabinet modified with large cable entry openings at the top.

Application:

Mounting of large equipment for wireless telecommunications.

Environment:

Cable Network Data Center



To request a quote or to learn more about Hammond Modification Services, please contact datacom@hammondmg.com or your local representative.

Do you need help sourcing the best product for your project?
Contact us today toll-free with your product and technical inquiries.

For inquiries in Canada please call:

1-877-535-DATA (3282)

For inquiries within Québec please call:

1-866-574-9005

For inquiries within United States please call:

(716) 630-7030

www.hammondmfg.com

Canada

Hammond Manufacturing Company Limited
394 Edinburgh Rd, North, Guelph, Ontario, Canada N1H 1E5
Tel: (519) 822-2960 Fax: (519) 822-0715 dcisales@hammfg.com

Les Fabrications Hammond (Québec) Inc.
4240, Seré, St. Laurent, Québec, Canada H4T 1A6
Tel: (514) 343-9010 Fax: (514) 343-9941 quebec@hammondmfg.com

Europe

Hammond Electronics Limited
1 Onslow Close, Kingsland Business Park, Basingstoke
Hampshire, United Kingdom RG24 8QL
Tel: 01256 812812 Fax: 01256 332249 uk-info@hammondmfg.com

USA

Hammond Manufacturing Company Inc.
475 Cayuga Rd. #100, Cheektowaga, NY 14225-1309 USA
Tel: (716) 630-7030 Fax: (716) 630-7042 us-info@hammondmfg.com

Australia

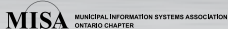
Hammond Electronics Pty Ltd
ABN 13 099 121 981
11 - 13 Port Rd., Queenstown SA 5014
Tel: +61-8-8240-2244 Fax: +61-8-8240-2255 oz-info@hammondmfg.com

Learn more at: www.hammondmfg.com



**HAMMOND
MANUFACTURING™**

Industry Associations:



Distributed by: