



FLV Series Duplex Bag Filters

DOUBLE LENGTH – 32" GFPP
2" TO 4" PIPE SIZES

KEY FEATURES

- Platinum Glass Filled Polypropylene
- One-Piece Injection Molded Construction
- Hand Removable, Ergonomic Cover with Liquid Displacing Dome
- Vent Valve Included on Cover
- Rated up to 100 GPM – 2"
- Rated up to 150 GPM – 3" to 4"
- True Union Socket, Threaded or Flanged End Connections
- In-Line or Loop Flow Configurations
- Solid Basket
- Drain Port at Bottom
- Integral Mounting Base
- Easier Installations Due to True Union Connectivity
- Vertical Flow Flutes in Basket, No Bag Snag and More Flow Area

OPTIONS

- Gauge with Gauge Guard
- Pressure Differential Gauge and Switch
- EPDM O-Ring Seals
- Cartridge Adapters
- Hinged Basket
- 316 Stainless Steel Basket

MATERIALS

- CPVC per ASTM D1784, Cell Class 23447
- GFPP per ASTM D4101, Cell Class 85580
- FPM Standard O-Ring Seals

TECHNICAL INFORMATION

SELECTION CHART

SIZE / BODY MATERIAL	END CONNECTIONS	PIPING SIZES	O-RING SEALS	PRESSURE RATING
Double Length 7" x 32"	CPVC (Socket, Threaded or Flanged)	2" / 50 rated @ 100 GPM*	FPM or EPDM	150 PSI @ 70°F Non-Shock
GFPP	GFPP (Threaded and Flanged)	3" – 4" / 80-100 rated @ 150 GPM*		

* May be Limited by Pipe Size or Bag Choice

FLV Series Duplex Bag Filters

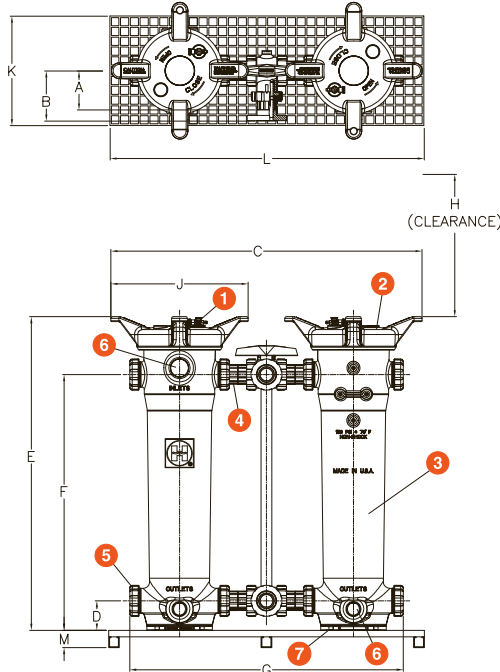
DOUBLE LENGTH – 32" GFPP
2" TO 4" PIPE SIZES

TECHNICAL INFORMATION, CONTINUED

PARTS LIST*

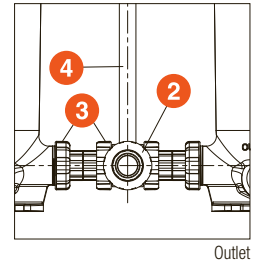
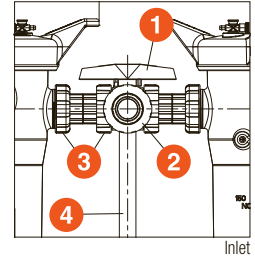
1. Vent Valve (Included)
2. Cover
3. Filter Body
4. End Connector
5. Assembly Nut
6. Alternate 2" NPT Ports
7. Integrally Molded Mounting Pad

* See page 8 for a complete Parts List



PIPING PARTS LIST

1. Handle
2. Hayward® LA Series Three-Way Lateral Valve
3. Spool Assembly (Each Side)
4. Stem Extension Pipe



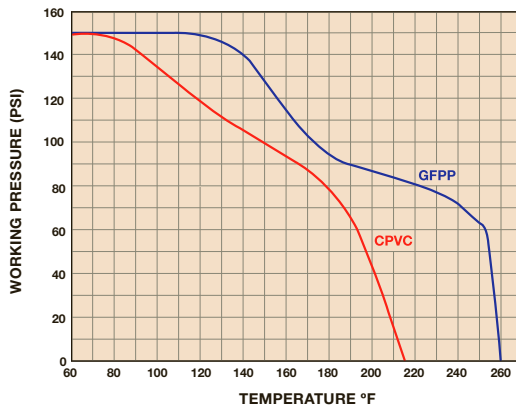
DIMENSIONS

FILTER SIZE	A	B	C	D	E	F	G	H*	J	K	L	M
in / DN	in / mm	in / mm	in / mm	in / mm	in / mm	in / mm	in / mm	in / mm	in / mm	in / mm	in / mm	in / mm
2" / 50	6.00 / 152	7.77 / 197	47.44 / 1205	4.50 / 114	47.83 / 1215	39.00 / 991	41.70 / 1059	31.25 / 794	20.93 / 532	16.75 / 425	48.00 / 1219	2.62 / 67
3" / 80	7.60 / 193	9.85 / 205	55.17 / 1401	4.50 / 114	47.83 / 1215	39.00 / 991	50.99 / 1295	31.25 / 794	20.93 / 532	16.75 / 425	48.00 / 1219	2.62 / 67
4" / 100	9.33 / 237	11.76 / 299	55.17 / 1401	4.50 / 114	47.83 / 1215	39.00 / 991	50.99 / 1295	31.25 / 794	20.93 / 532	16.75 / 425	48.00 / 1219	2.62 / 67

Dimensions are subject to change without notice – consult factory for installation information

* Clearance from top for basket removal

OPERATING TEMPERATURE / PRESSURE



SPECIFICATIONS

- Material of Construction:** GFPP
- Inlet Connections:** GFPP (Threaded and Flanged)
CPVC (Socket, Threaded or Flanged)
- Outlet Connections:** GFPP (Threaded and Flanged)
CPVC (Socket, Threaded or Flanged)
- Bag Size:** Bag Size #2: 7" x 32"
- Pressure Rating:** 150 PSI @ 70°F Non-Shock
- O-Ring Seals:** FPM or EPDM
- Bag Ratings:** 1, 5, 10, 25, 50, 100, 150, 200, 400, 600 and 800 Microns
- Maximum Flow Rates:** 100 GPM – 2"
(May be Limited by Pipe Size or Bag Choice)
150 GPM – 3" to 4"
(May be Limited by Pipe Size or Bag Choice)
- Mounting Base:** Fiberglass
- Hardware:** Stainless Steel
- Weight:** up to 2" – 132.0 lbs. / 3" to 4" – 145.0 lbs.



Hayward is a registered trademark of Hayward Industries, Inc. © 2015 Hayward Industries, Inc.

Contact Hayward Flow Control with questions: **USA:** 1-888-429-4635 • Fax: 1-888-778-8410 • One Hayward Industrial Drive • Clemmons, NC 27012 USA
Canada: 1.888.238.7665 • Fax: 1.905.829.3636 • 2880 Plymouth Drive • Oakville, ON L6H 5R4 Canada • Email: hflowcanada@haywardnet.com
Visit us at: www.haywardflowcontrol.com • E-mail: hflow@haywardnet.com