


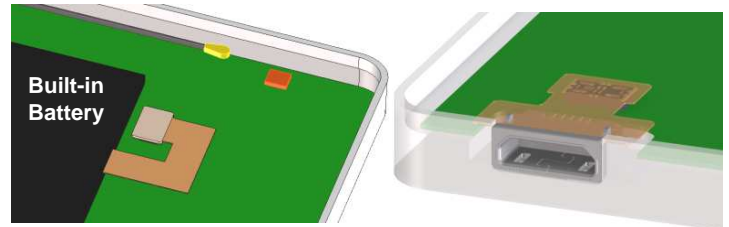
**HRS**

# BM25 Series

## Small Hybrid Board to FPC Connectors up to 9 Amps



### Connection Examples



Battery Connection

USB Connection

### ◆ Features

1. Low-profile design with the capability of high current power supply, suitable to connecting battery for a mobile device
  - Rated current: 9 Amps for power contact, 1 Amp for signal contact
  - Stacking height: 0.7 mm, Depth: 2.6 mm
2. Minimized contact resistance to facilitate power saving
3. Multipoint contact with clipping contacts for high reliability
4. Original metal guide structure for high robustness
5. Wide self alignment range to realize smooth mating operation
6. Integrally molded header and receptacle to prevent solder wicking
7. RoHS compliant, Halogen-free\* product

\* This product satisfies halogen free requirements defined as 900 ppm maximum chlorine, 900 ppm maximum bromine, and 1500 ppm maximum total of chlorine and bromine.

### ◆ Specifications

Component	Material	Finish
Housing	LCP*1	UL94V-0, Black
Contact	Copper Alloy	Gold plated over Nickel under plating
Metal Fitting	Copper Alloy	Gold plated over Nickel under plating

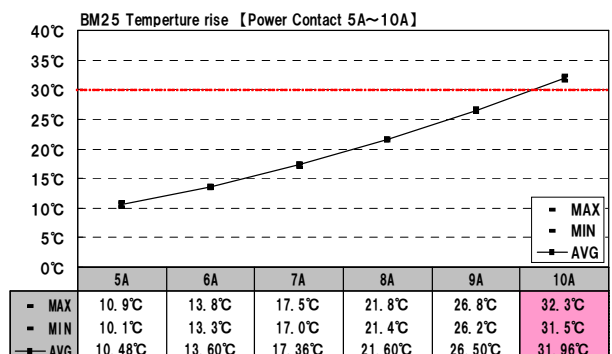
Rated Current	Power Contact: 9 Amps, Signal Contact: 1 Amp
Rated Voltage	30 V AC/DC
Operating Temperature Range	-40 °C to +85 °C*2
Contact Resistance	Power Contact: 5 mΩ, Signal Contact: 30 mΩ (20 mV AC, 1 kHz, 1 mA)
Withstanding Voltage	150V AC, for one minute
Insulation Resistance	1000 MΩ or above (100 V DC)
Durability	10 cycles

\*Include the temperature rising by current flow.

### ◆ Power up to 9 Amps

30 °C or less temperature rising while 9 Amps power being applied.

\* Apply 1 Amp to each signal contact.

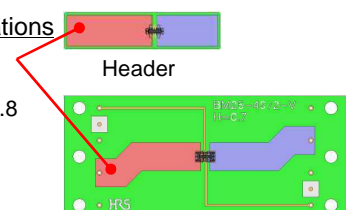


### Test Board Specifications

Pattern Width: 7 mm

PCB FR-4: 70 × 20 × 0.8

Copper Foil: 35 μm



Receptacle

### ◆ Variations

4 pos. (2 pos. for power + 4 pos. for signal)

Specifications herein are subject to change without notice. Contact Hirose for latest specifications, drawings, or availabilities.