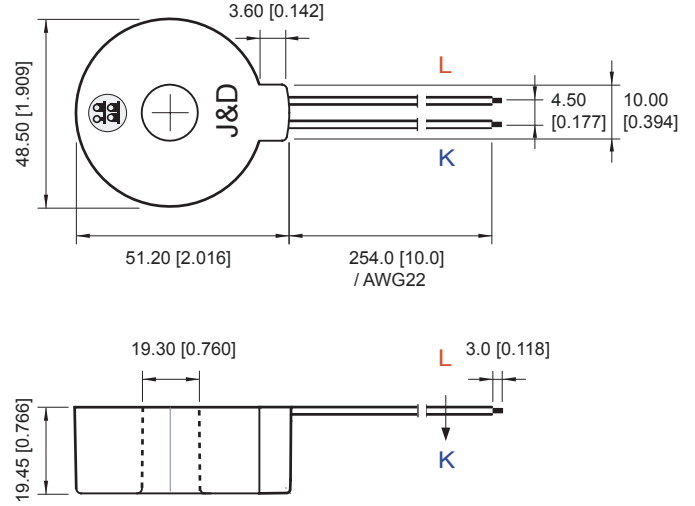





# Current Transformer

## JD6W

### Dimension >>>

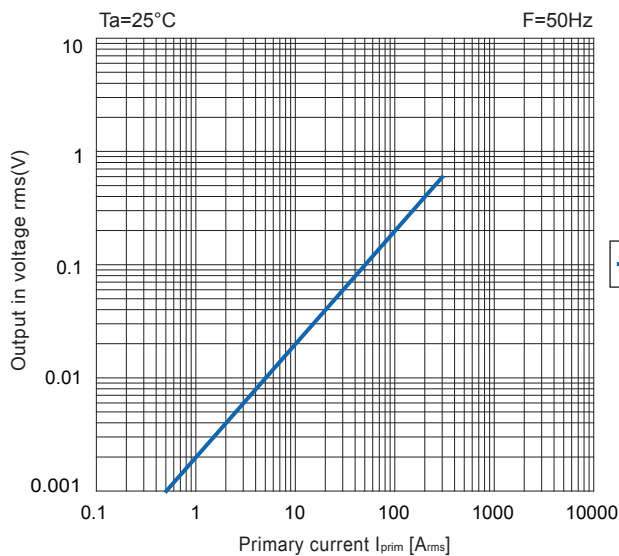


Unit : mm [inch]

Accuracy conforms to IEC 61869-2,  
meets the measuring range from 1 to 120 % of I<sub>n</sub>

Model	Primary Current Range		Error	Turns Ratio	Characteristic Value					Terminal Structure	Inner Dia.Ø
	Rated Current	Max Current			Phase Ø(I) [°]	I <sub>max</sub> [Arms]	L [H]	R <sub>cu</sub> [Ω]	R <sub>B</sub> [Ω]		
JD6W	200/250	400	0.13	1:2500	200	100	57	5	0.40	Wire	19.3

### >>> Output Voltage Data



### >>> Temperature Data

