


D-STAR System Introduction

D-STAR



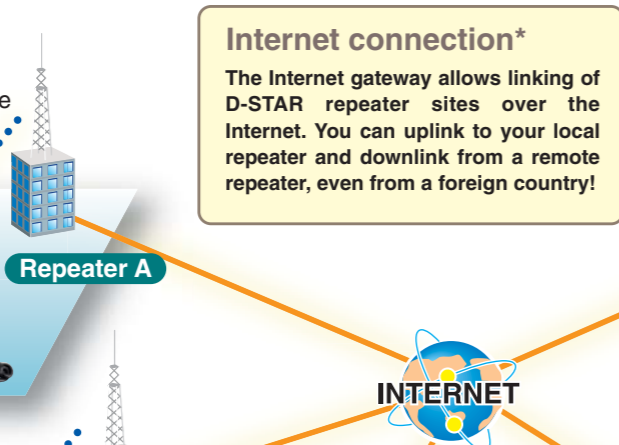
Five Examples of Having Fun with D-STAR

Have you ever thought about if you could access the Internet from ham radios?
Or have you ever thought if you could communicate with a friend in another city or country using a simple handy radio?
Or want to send a simple text message, or know the call sign of whom is on the air right now?
The D-STAR system is such a magical system; you can easily realize these functions without using a tricky gadget or complicated facilities.

Application 1

Digital voice (DV mode)

Analog audio is modulated to a digital signal and transmitted in the digital mode signal by the D-STAR radio.

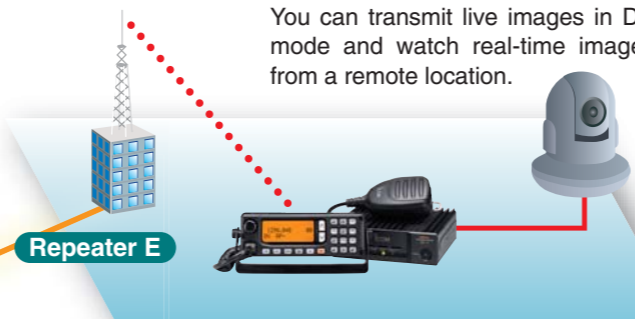


Internet connection*
The Internet gateway allows linking of D-STAR repeater sites over the Internet. You can uplink to your local repeater and downlink from a remote repeater, even from a foreign country!

Application 5

IP camera (DD mode)

You can transmit live images in DD mode and watch real-time images from a remote location.



Repeater E

Application 2

Short data message (DV mode)

Call sign identification and short data messages are available.



Repeater B

Application 4

Internet access (DD mode)*

In DD mode operation, you can access to the Internet via a D-STAR Internet gateway. Connect a PC with the ID-1 and you can browse web sites or check e-mail.



Repeater D

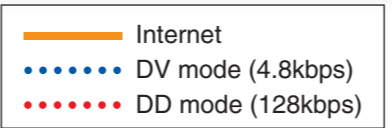
Application 3

GPS tracking (DV mode)

With a GPS receiver, you can send your current position information to another radio.



Repeater C



* Some restrictions may apply depending on specific countries' regulations.



D-STAR repeater



ID-RP2C:
Repeater controller

One unit is required for each repeater station and connects up to 4 RF modules. Transfers the received signal to the specified RF module or the Internet gateway server.



ID-RP2D:
1.2GHz DD mode RF module

The ID-RP2D is the DD mode RF module for 1.2GHz. It provides 128kbps high speed data communication.



ID-RP2V: 1.2GHz DV mode RF module
ID-RP2000V: 144MHz DV mode RF module
ID-RP4000V: 430(440)MHz DV mode RF module

These are DV (digital voice) mode RF modules for the respective bands. With a combination of these RF modules, cross band operation with 144/430 (440)/1200MHz bands is available.

Photo shows ID-RP2V.



RS-RP2C:
Internet gateway software

The Internet gateway (GW) connects the D-STAR repeater station to the Internet and links multiple D-STAR repeater stations via the Internet.



Frequently Asked Questions About D-STAR

Q What does "D-STAR" stand for?

A The "D-STAR" stands for Digital Smart Technology for Amateur Radio. It is an open standard digital communication protocol established by JARL*. Please refer to <http://www.jarl.com/d-star/shogen.pdf> for technical details. * Japan Amateur Radio League

Q What can I do with the D-STAR radio?

A 4.8kbps digital voice (DV) mode and 128kbps data* (DD) mode communications are available. When using DD mode with a PC and the D-STAR radio, high speed data communication is possible. * DD mode is available with ID-1 only.

Q Can I send data with a voice transmission? **DV mode only**

A Yes, you can. In DV mode operation, you can simultaneously send up to 950bps of data, such as call sign, short data message or GPS position with a voice transmission.

Q Can I use the D-STAR repeater without connecting to the Internet?

A Yes, you can use a D-STAR repeater as a local repeater. Simplex mode communication in DV or DD mode is also available without requiring a D-STAR repeater.

Q Can I make a call with foreign countries?

A Yes, you can*. The Internet gateway allows you to relay your call to a remote D-STAR repeater over the Internet. The D-STAR repeater call sign and IP address must be registered to the gateway server. * Some restrictions may apply depending on specific countries' regulations.

Q Can I receive a call only when the call is intended for me?

A Yes, you can. The call sign squelch function opens the squelch only when your call sign is received.

Q How do I set repeater call signs when I make a call to a desired station using a D-STAR repeater?

A When you communicate with other D-STAR stations using a D-STAR repeater, it is necessary to set repeater's call sign in RPT1/RPT2 as well as the desired station call sign and your own call sign.

For example, when you make a call in another zone using the Internet gateway, set an uplink repeater call sign in RPT1 and the gateway call sign in RPT2. The gateway call sign has "G" setting for the 8th-digit. Set "/" plus a downlink repeater call sign at the desired station call sign, when you make a CQ call.

The IC-80AD and ID-880H have the D-STAR repeater (DR) mode operation and D-STAR repeater list allowing you to use D-STAR repeaters easier.

Call type	UR (Your call sign)	RPT1 (Uplink repeater)	RPT2 (Downlink or gateway)	MY
Desired station in the same zone	Receiver's call sign	Uplink repeater's call sign	Downlink repeater's call sign	Own call sign
Desired station in another zone	Receiver's call sign	Uplink repeater's call sign	Gateway repeater's call sign plus "G"	Own call sign
CQ call in the same zone	CQCQCQ	Uplink repeater's call sign	Downlink repeater's call sign	Own call sign
CQ call in another zone	/ plus downlink repeater call sign	Uplink repeater's call sign	Gateway repeater's call sign plus "G"	Own call sign

Icom's D-STAR Compatible Transceiver Line-up



1.2GHz Transceiver

ID-1

- Both DV and DD modes available
- PC remote control software included
- Separate remote controller and speaker



144/430(440)MHz Dual Band Transceiver

IC-2820H + UT-123

- 50W output power (VHF/UHF)
- Wideband receiver with dualwatch capability
- D-STAR + GPS receiver capability (UT-123 required)



144/430(440)MHz Dual Band Transceiver

ID-880H

- 50W output power (VHF/UHF)
- D-STAR repeater (DR) mode operation
- Free download cloning software, CS-80/880
- Detachable front panel



144MHz FM Transceiver

IC-2200H + UT-118

- 65W output power
- 207 memory channels
- Simple operation



144/430(440)MHz Dual Band Transceiver

IC-92AD

- 5W (typ.) output power (VHF/UHF)
- Submersible protection equivalent to IPX7 (1m depth for 30 minutes.)
- Optional HM-175GPS GPS Speaker-Mic.



144/430(440)MHz Dual Band Transceivers

IC-91AD
IC-91A + UT-121

- 5W (typ.) output power (VHF/UHF)
- V/V, U/U dualwatch receive capability
- Optional PC remote control software



144/430(440)MHz Dual Band Transceiver

IC-80AD

- 5W (typ.) output power (VHF/UHF)
- D-STAR repeater (DR) mode operation
- Optional HM-189GPS GPS Speaker-Mic.
- Free download cloning software, CS-80/880



144MHz FM Transceiver

IC-V82 + UT-118

430(440)MHz FM Transceiver

IC-U82 + UT-118

- 7W output power (IC-V82)
- 5W output power (IC-U82)
- 200 memory channels

Repeater compatibility chart with ICOM digital transceivers

	ID-1	IC-2820H + UT-123	ID-880H	IC-2200H + UT-118	IC-92AD	IC-91AD, or IC-91A + UT-121	IC-80AD	IC-V82 + UT-118	IC-U82 + UT-118
ID-RP2000V	–	✓	✓	✓	✓	✓	✓	✓	–
ID-RP4000V	–	✓	✓	–	✓	✓	✓	–	✓
ID-RP2V/ID-RP2D	✓	–	–	–	–	–	–	–	–

*Repeater access using radio frequency. Cross band operation between ID-RP2000V/RP4000V/RP2V is also possible.

Icom, Icom Inc. and the Icom logo are registered trademarks of Icom Incorporated (Japan) in the United States, the United Kingdom, Germany, France, Spain, Russia and/or other countries. All other trademarks are the properties of their respective holders.

Icom Inc.

1-1-32, Kami-minami, Hirano-ku, Osaka 547-0003, Japan Phone: +81 (06) 6793 5302 Fax: +81 (06) 6793 0013 URL: <http://www.icom.co.jp/world/index.html>

Count on us!

Icom America Inc.

2380 116th Avenue NE,
Bellevue, WA 98004, U.S.A.
Phone: +1 (425) 454-8155
Fax: +1 (425) 454-1509
E-mail: sales@icomamerica.com
URL: <http://www.icomamerica.com>

Icom Canada

Glenwood Centre #150-6165 Highway 17,
Delta, B.C., V4K 5B8, Canada
Phone: +1 (604) 952-4266
Fax: +1 (604) 952-0090
E-mail: info@icomcanada.com
URL: <http://www.icomcanada.com>

Icom (Australia) Pty. Ltd.

Unit 1 / 103 Garden Road,
Clayton, VIC 3168 Australia
Phone: +61 (03) 9549 7500
Fax: +61 (03) 9549 7505
E-mail: sales@icom.net.au
URL: <http://www.icom.net.au>

Icom New Zealand

146A Harris Road, East Tamaki,
Auckland, New Zealand
Phone: +64 (09) 274 4062
Fax: +64 (09) 274 4708
E-mail: inquiries@icom.co.nz
URL: <http://www.icom.co.nz>

Icom (Europe) GmbH

Communication Equipment
Auf der Krautweide 24
65812 Bad Soden am Taunus, Germany
Phone: +49 (6196) 76685-0
Fax: +49 (6196) 76685-50
E-mail: info@icomeurope.com
URL: <http://www.icomeurope.com>

Icom Spain S.L.

Ctra. Rubi, No. 88 "Edificio Can Castanyer"
Bajos A 08174, Sant Cugat del Valles,
Barcelona, Spain
Phone: +34 (93) 590 26 70
Fax: +34 (93) 589 04 46
E-mail: icom@icomspain.com
URL: <http://www.icomspain.com>

Icom (UK) Ltd.

Unit 9, Sea St., Herne Bay,
Kent, CT6 8LD, U.K.
Phone: +44 (01227) 741741
Fax: +44 (01227) 741742
E-mail: info@icomuk.co.uk
URL: <http://www.icomuk.co.uk>

Icom France s.a.s.

Zac de la Plaine,
1 Rue Brindejonn des Moulinais, BP 45804,
31505 Toulouse Cedex 5, France
Phone: +33 (5) 61 36 03 03
Fax: +33 (5) 61 36 03 00
E-mail: icom@icom-france.com
URL: <http://www.icom-france.com>

Icom Polska

81-850 Sopot, ul. 3 Maja 54, Poland
Phone: +48 (58) 550 7135
Fax: +48 (58) 551 0484
E-mail: icompolska@icompolska.com.pl
URL: <http://www.icompolska.com.pl>

Asia Icom Inc.

6F No. 68, Sec. 1 Cheng-Teh Road,
Taipei, Taiwan, R.O.C.
Phone: +886 (02) 2559 1899
Fax: +886 (02) 2559 1874
E-mail: sales@asia-icom.com
URL: <http://www.asia-icom.com>

Beijing Icom Ltd.

10C07, Long Silver Mansion, No.88, Yong Ding
Road, Haidian District, Beijing, 100039, China
Phone: +86 (010) 5889 5391/5392/5393
Fax: +86 (010) 5889 5395
E-mail: bjicom@bjicom.com
URL: <http://www.bjicom.com>

Your local distributor/dealer: