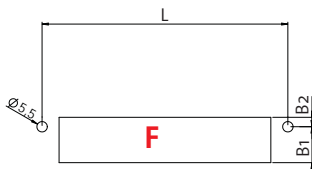
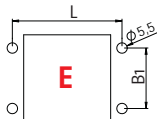
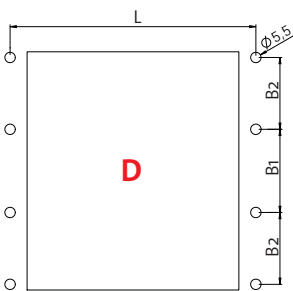
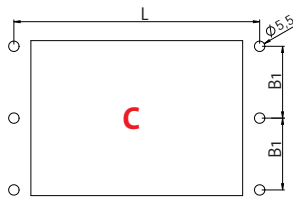
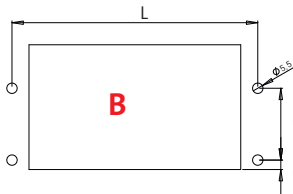
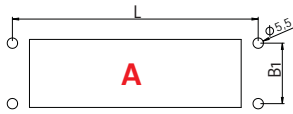


Annexe

Découpes et entraxes de fixation



Type	Pages	Découpes	Entraxe de fixation [mm]			Dim. de découpe h x l [mm]
			L	B1	B2	
KEL(-U/-ER) 24 x KEL-FG A KEL-QUICK 24 KEL-BES 24 KEL-DPZ 24 x KEL-DPU 24 x	8 - 9 28 50 57 64 - 65 62 - 63	A	130	32	-	112 x 36
KEL-SNAP 24	37	A	130	32	-	max. 112 x 46
KEL(-U/-ER) 16 x KEL-QUICK 16 KEL-BES 16	10 - 11 50 - 51 57	A	103	32	-	86 x 36
KEL-SNAP 16	36	A	103	32	-	max. 86 x 46
KEL(-U/-ER) 10 x KEL-SNAP 10 KEL-BES 10	12 - 13 36 57	A	83	32	-	65 x 36
KEL 24 x-E KEL 16 x-E	22 25	B	130 103	38	5	112 x 66 86 x 66
KEL 24 x-MT KEL 16 x-MT	23 26	C	130 103	38	-	112 x 82 86 x 82
KEL 24 x-2MT KEL 16 x-2MT	24 27	D	130 103	44	38	112 x 126 86 x 126
KEL(-U/-ER)-B KEL-DPZ-B	14 - 15 66	E	58	32	-	46 x 46
KEL-SNAP-B KEL-QUICK-B	36 51	E	56	32	-	38 x 46
KEL-FG B	29	E	62.5	32	-	36 x 46
KEL(-ER)-E x KEL-FL x	16 - 17 30	F	E2: 58 E3: 83 E4: 103 E5: 130	19	5	E2: 43 x 24 E3: 65 x 24 E4: 86 x 24 E5: 112 x 24



Annexe

Découpes et entraxes de fixation

Type	Pages	Découpes	Entraxe de fixation [mm]				Dim. de découpe h x l [mm]
			L1	L2	B1	B2	
KEL-DPZ-E	67	G	130	-	9	-	112 x 18
KEL-JUMBO 1	34	H	56.5	-	100.5	-	78 x 80.5
KEL-JUMBO 2	34	I	147.5	-	100.5	-	168 x 80.5
KEL 183	32	J	204	95	56	102	180 x 80
KEL 183-E	32	N	204	95	61	23	180 x 42
KEL-JUMBO flex	78	K	70	-	70	-	∅ 75.5
KEL-ULTRA flex	79	L	∅ 157	-	-	-	∅ 140
KEL-DPZ-KL	68	M	101	101	72	76	190 x 60

