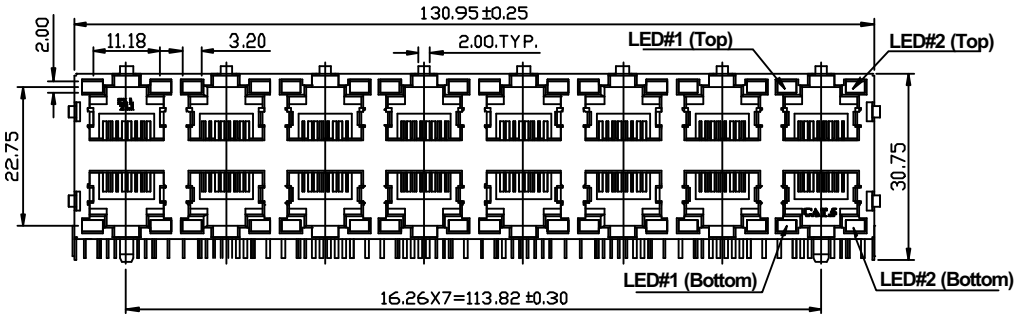

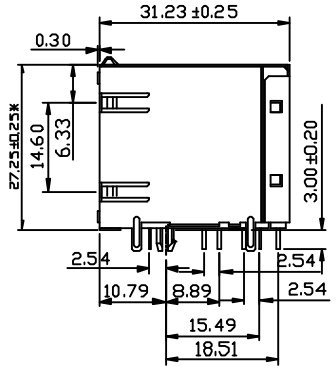

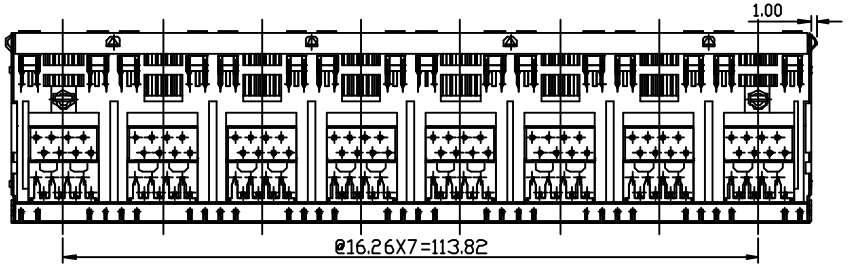

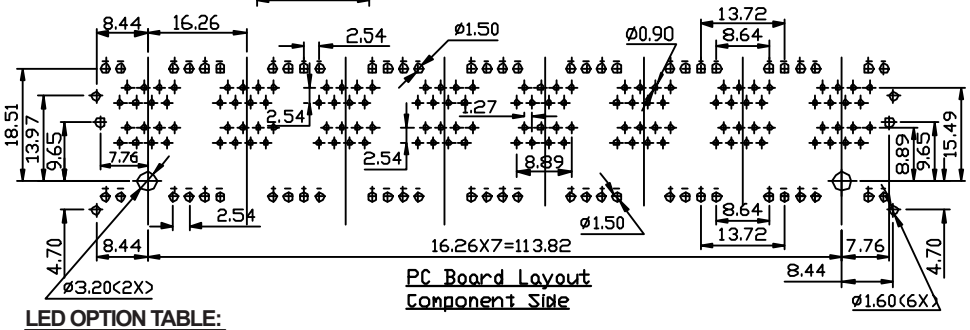

CAT 5 CHARACTERISTICS

Frequency	Near–End Gross Talk dB, MIN.	Return Loss dB, MIN.	Attenuation dB, MAX.
1.0 MHZ	65	23	0.1
4.0 MHZ	65	23	0.1
9.0 MHZ	62	23	0.1
10.0 MHZ	60	23	0.1
16.8 MHZ	56	23	0.2
20.0 MHZ	54	23	0.2
25.8 MHZ	52	14	0.2
31.25 MHZ	50	14	0.2
62.5 MHZ	44	14	0.3
100.0 MHZ	40	14	0.4

LED OPTION TABLE:

OPTION	FORWARD	REVERSE	TOP & BOTTOM
G	GREEN	------	TOP & BOTTOM
Y	YELLOW	------	TOP & BOTTOM
R	RED	------	TOP & BOTTOM
1	GREEN	ORANGE	TOP & BOTTOM
2	YELLOW	ORANGE	TOP & BOTTOM
3	GREEN	RED	TOP & BOTTOM
4	YELLOW	RED	TOP & BOTTOM
5	GREEN	YELLOW	TOP & BOTTOM
6	YELLOW	GREEN	TOP & BOTTOM
7	RED	GREEN	TOP & BOTTOM
8	RED	YELLOW	TOP & BOTTOM

LED

FORWARD DC CURRENT: 2mA
FORWARD VOLTAGE: 1.8 V Typical
REVERSE VOLTAGE: 5 V Min.
POWER DISSIPATION: Green=24 mW; Yellow=36 mW

HOW TO ORDER:

A 3 0 2 0 - 1 6 5 - S T 2 - X 0 C - X X - Z

SELECTIVE PLATING:
6 - Au CONTACT AREA/TIN TAIL
7 - 15u" Au CONTACT AREA/TIN TAIL
8 - 30u" Au CONTACT AREA/TIN TAIL
9 - 50u" Au CONTACT AREA/TIN TAIL

LED 1: **LED 2:**
CHOOSE OPTION FROM TABLE ABOVE

RoHS COMPLIANT

MATERIAL:
INSULATOR: NYLON 46 (UL94V-0)
CONTACT: 0.35mm Thickness Phosphor Bronze
CONTACT PLATING: Gold Plating Over Nickel

MECHANICAL:
DURABILITY: 500 Mating Cycles Min.

ELECTRICAL:
CURRENT RATING: 1.5A Min.
CONTACT RESISTANCE: < 20 Milliohm Max.
INSULATION RESISTANCE: > 500 Megaohm Min.
DIELECTRIC WITHSTANDING VOLTAGE: 1000V (rms) AC for 1 Minute
OPERATING TEMPERATURE: -25° C to +90° C

Rev		Drawn	Checked	Approved	Date
0	Issued	D.H.	S.M.	S.M.	05/24/04
A	Revised for RoHS Compliance	WHS	S.M.	S.M.	09/22/06
B	Revised LED Table	B.S.	S.M.	S.M.	10/12/07

SCALE: N/A

TOL. DEC. .X +/- 0.20 .XX +/- 0.15 .XXX +/- 0.075 ANGLE +/- UNIT: mm

SMP TECHNOLOGY, INC.

RJ45 GANGED JACK w/ LED, 2x8, w/ PANEL GROUNDS on TOP AND SIDES, CAT 5

P/N: A 3 0 2 0 - 1 6 5 - S T 2 - X 0 C - X X - Z