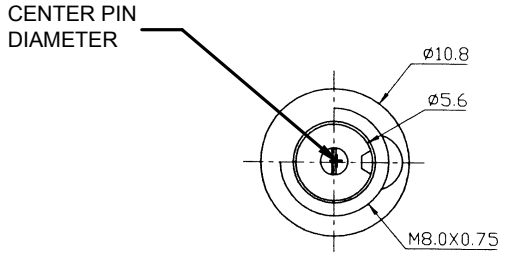

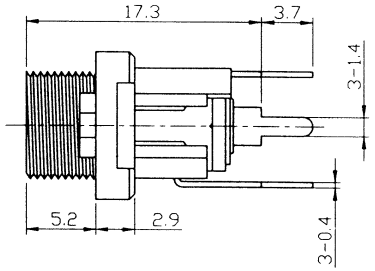

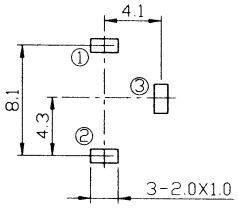

P.C.B LAYOUT
(BOTTOM VIEW)

PIN	ø2.0mm	ø2.5mm
SCHEMATIC	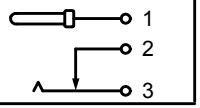	

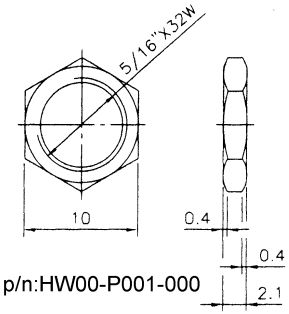

p/n:HW00-P001-000

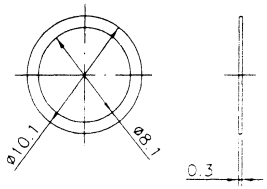

p/n:HW00-P001-001

ELECTRICAL:
RATING: 2A 16VDC
CONTACT RESISTANCE: < 30mΩ
INSULATOR RESISTANCE: > 100MΩ
DIELECTRIC WITHSTANDING VOLTAGE: 500V, 60Hz for 1 MIN.
OPERATING TEMPERATURE: -40°C TO +105°C

MATERIAL:
HOUSING: Thermoplastic
TERMINAL: Brass/Copper Alloy
CENTER PIN: Nickel Plating

MECHANICAL:
INSERTION & EXTRACTION FORCE:
INITIAL: 0.3 to 3.0Kgs
AFTER LIFE TEST: 0.2 to 3.0Kgs
LIFE TEST: (20-30 cycle/minute) 5000 cycles unloading

HOW TO ORDER:

P 0 0 1 - X 0 0 7 - 1 1 0 - Z

CENTER PIN DIAMETER:
6 - 2.0mm
7 - 2.5mm

BODY STYLE(2.0, 2.5 Diameter):
7 - ALL METAL PC MOUNT

PCB MOUNTING OPTIONS:
1 - SOLDER TAIL (Tapered Pin)

THREAD OPTION:
1 - w/THREADS

RoHS COMPLIANT

Rev		Drawn	Checked	Approved	Date
0	Issued	A.M.	S.M.	S.M.	08/28/03
A	Revised for RoHS Compliance	B.S.	S.M.	S.M.	2/21/08

SCALE:n/a

TOL. DEC. .X +/- 0.35 .XX +/- 0.20 .XXX +/- ANGLE +/- 3° UNIT: mm

SMP TECHNOLOGY, INC.

DC Power Jack, Straight, PC Mount, All Metal, w/Threads

2.0, 2.5mm Pin Diameter

P/N: P001-X007-110-Z