




-05
(i.e. 5 ATTENUATORS)




-04
(i.e. 4 ATTENUATORS)



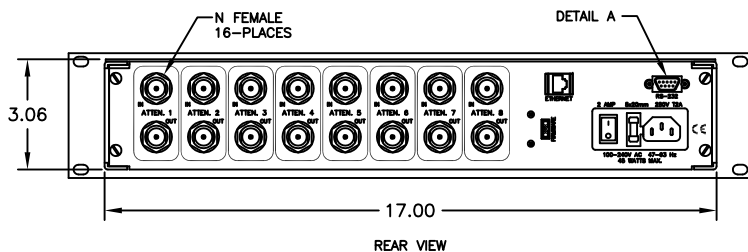
-03
(i.e. 3 ATTENUATORS)



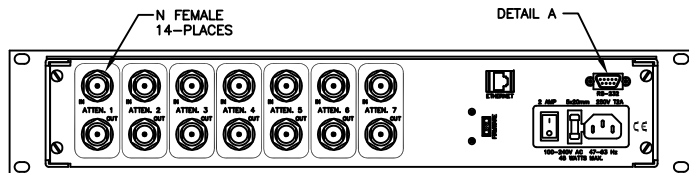
-02
(i.e. 2 ATTENUATORS)



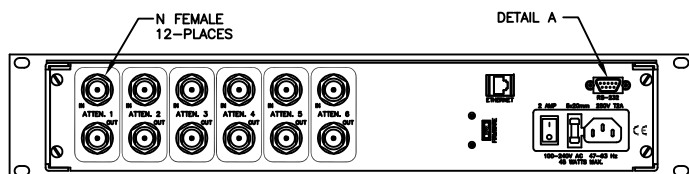
-01
(i.e. 1 ATTENUATORS)



-08
(i.e. 8 ATTENUATORS)



-07
(i.e. 7 ATTENUATORS)



-06
(i.e. 6 ATTENUATORS)

PIN	FUNCTION
1	CHASSIS GROUND
2	RECEIVED DATA
3	TRANSMITTED DATA
4	NO CONNECTION
5	SIGNAL GROUND
6	NO CONNECTION
7	RTS
8	CTS
9	NO CONNECTION



CHASSIS DEPTH = 17.22 INCHES

NOTE:
ALL REAR PANELS ARE SCREENED FOR EIGHT ATTENUATORS TO ALLOW FOR FUTURE EXPANSION. ONLY USED SECTIONS ARE SHOWN FOR CLARITY.

REV	ECN	DATE	BY	APPR		
-	ISSUED	3-17-15	JZ	TEZ		
A	22676	11-3-15	JZ	TR5		
B	26745	6-17-16	TEZ	TEZ		

MATERIAL	ALUMINUM ALLOY	PROPRIETARY INFORMATION
FINISH	CHEMFILM TCP / FRONT: BLACK	ALL SURFACES ARE TO BE FREE OF BURRS, PITS, & SCRATCHES
MODEL	50PA-XXX-X	SCALE 3/8" TOLERANCES XXX±0.10 XXX±.005 YYY±.5
DESCRIPTION	PROGRAMMABLE ASSEMBLY	DWG # 092-8261



JFW INDUSTRIES, INC.

www.jfwindustries.com PH: 317-887-1340