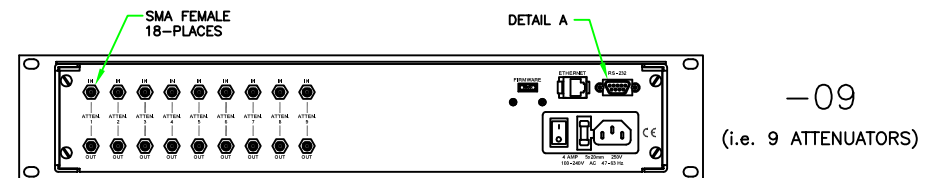
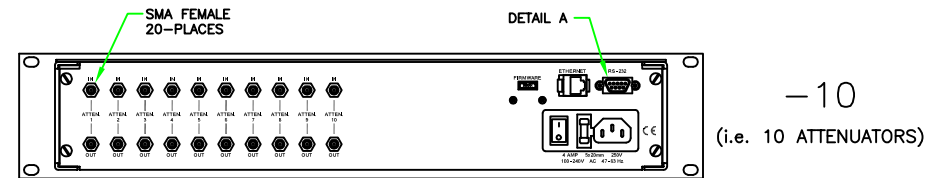
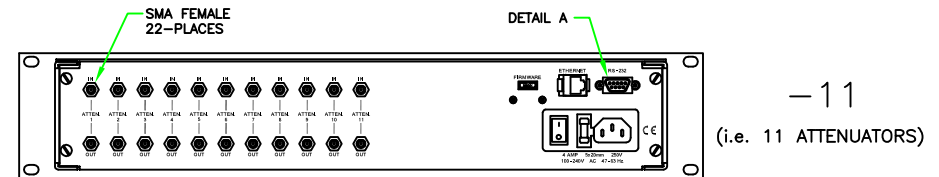
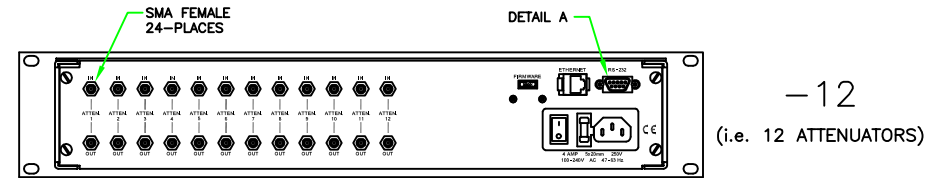
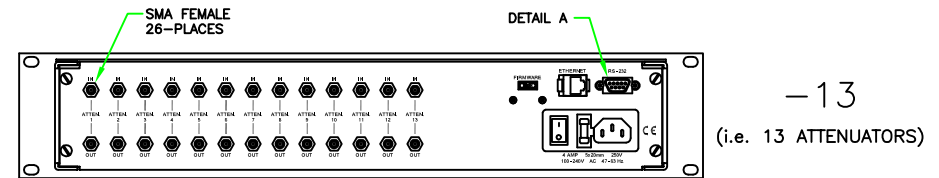
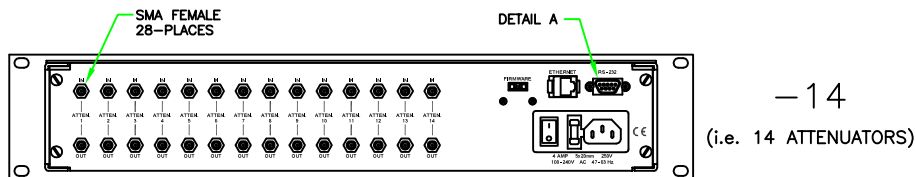
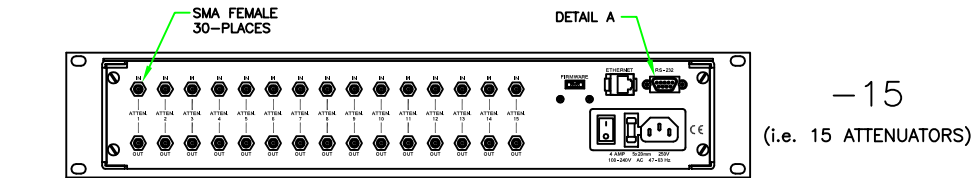
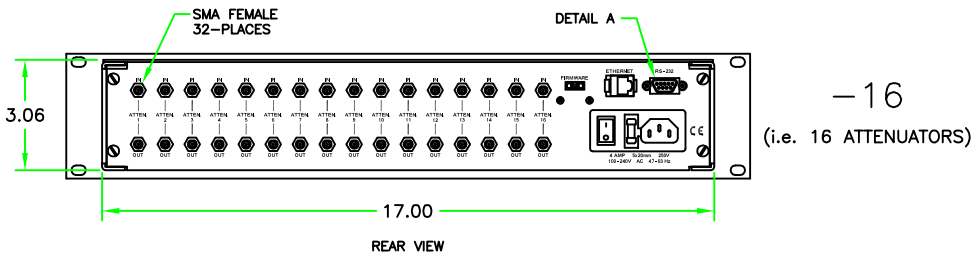
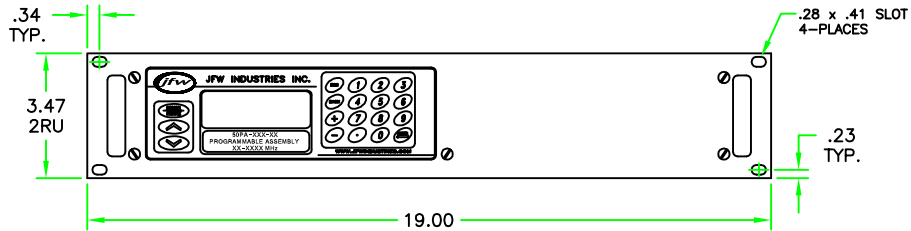


9-16 ATTENUATORS W/ SMA FEMALE



CHASSIS DEPTH = 17.22 INCHES

PIN	FUNCTION
1	CHASSIS GROUND
2	RECEIVED DATA
3	TRANSMITTED DATA
4	NO CONNECTION
5	SIGNAL GROUND
6	NO CONNECTION
7	RTS
8	CTS
9	NO CONNECTION

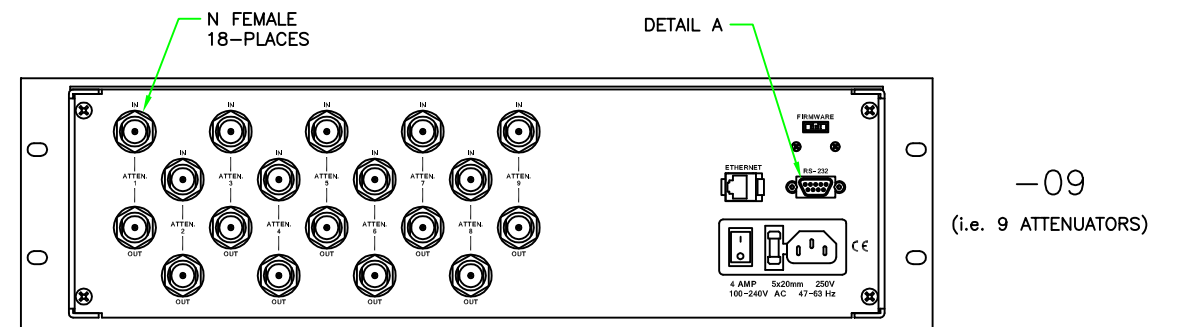
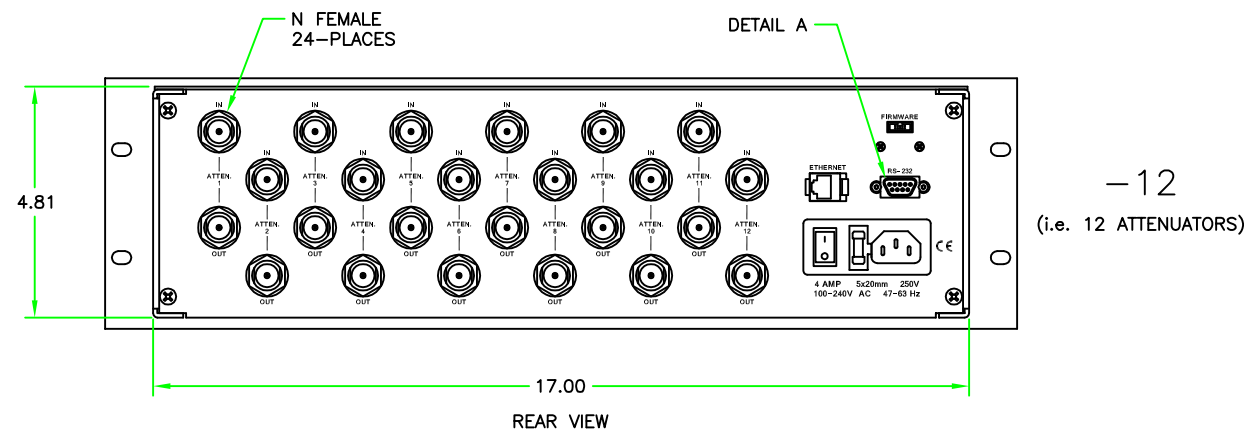
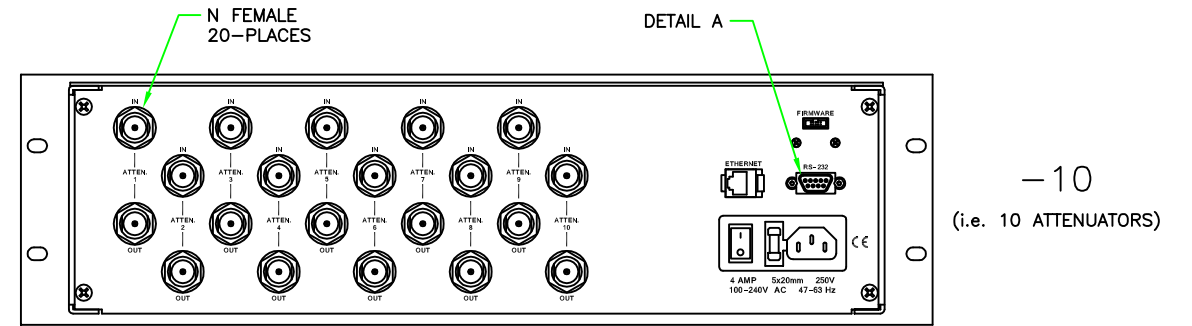
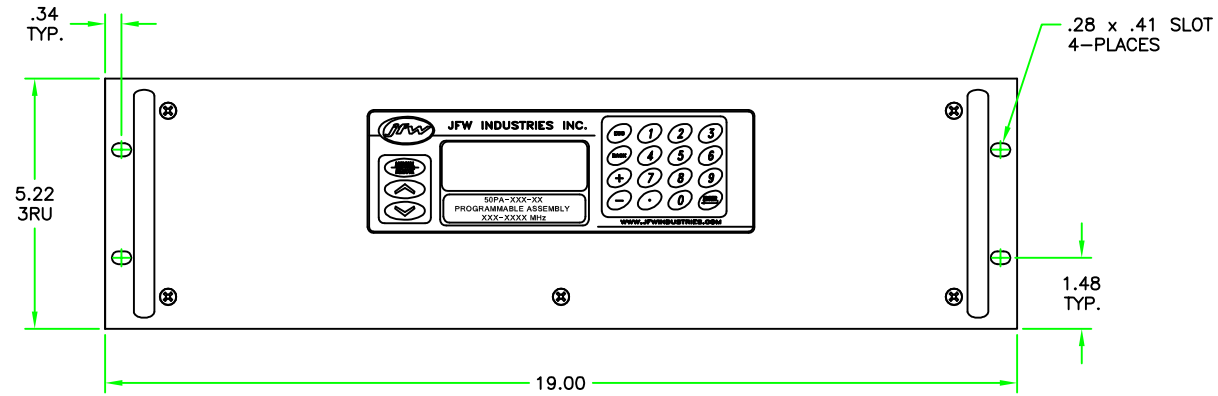


NOTE:
ALL REAR PANELS ARE SCREENED FOR SIXTEEN ATTENUATORS TO ALLOW FOR FUTURE EXPANSION. ONLY USED SECTIONS ARE SHOWN FOR CLARITY.

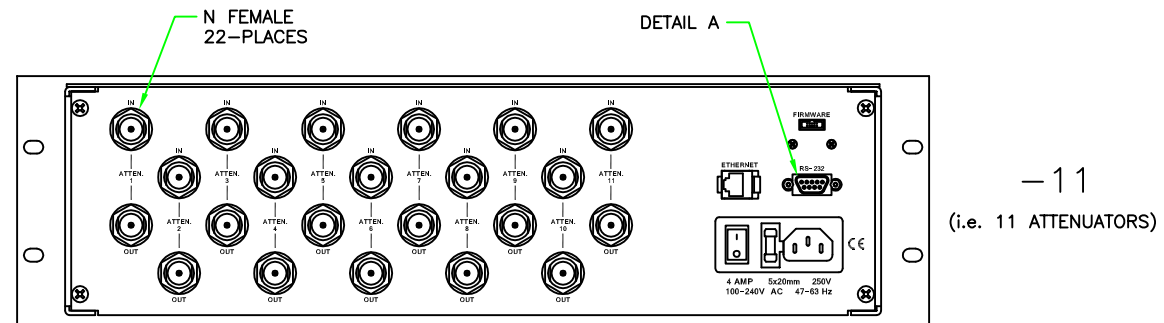
REV	ECN	DATE	BY	APPR	MATERIAL	DESCRIPTION
-	ISSUED	6-18-15	JZ	TRF	ALUMINUM ALLOY	PROGRAMMABLE ASSEMBLY
A	25576	11-5-15	JZ	TRF	CHEMFILM TCP / FRONT: BLACK	
B	25598	11-9-15	JZ	TRF	MODEL 50PA-XXX	
C	26703	6-9-16	JZ	TRF		

JFW INDUSTRIES, INC.		PH: 317-887-1340
www.jfwindustries.com		
FINISH: CHEMFILM TCP / FRONT: BLACK		ALL SURFACES ARE TO BE FREE OF BURRS, PITS, & SCRATCHES
MODEL: 50PA-XXX		TOLERANCES: 3/8
SCALE: 3/8		TOLERANCES: .004-.005 .004-.5
DESCRIPTION: PROGRAMMABLE ASSEMBLY		DWG # 092-8343

9-12 ATTENUATORS W/ N FEMALE



CHASSIS DEPTH = 17.22 INCHES



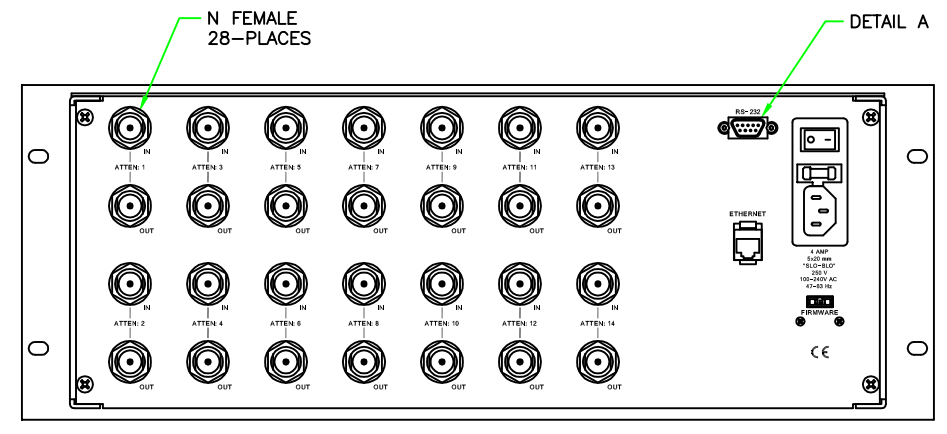
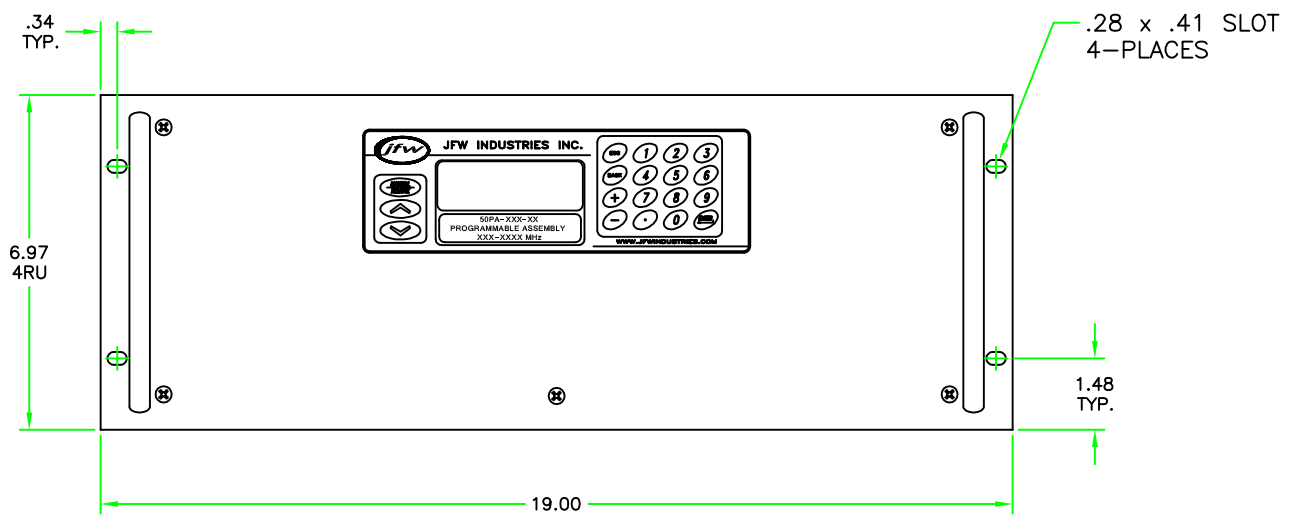
PIN	FUNCTION
1	CHASSIS GROUND
2	RECEIVED DATA
3	TRANSMITTED DATA
4	NO CONNECTION
5	SIGNAL GROUND
6	NO CONNECTION
7	RTS
8	CTS
9	NO CONNECTION

NOTE:
ALL REAR PANELS ARE SCREENED FOR TWELVE ATTENUATORS TO ALLOW FOR FUTURE EXPANSION. ONLY USED SECTIONS ARE SHOWN FOR CLARITY.

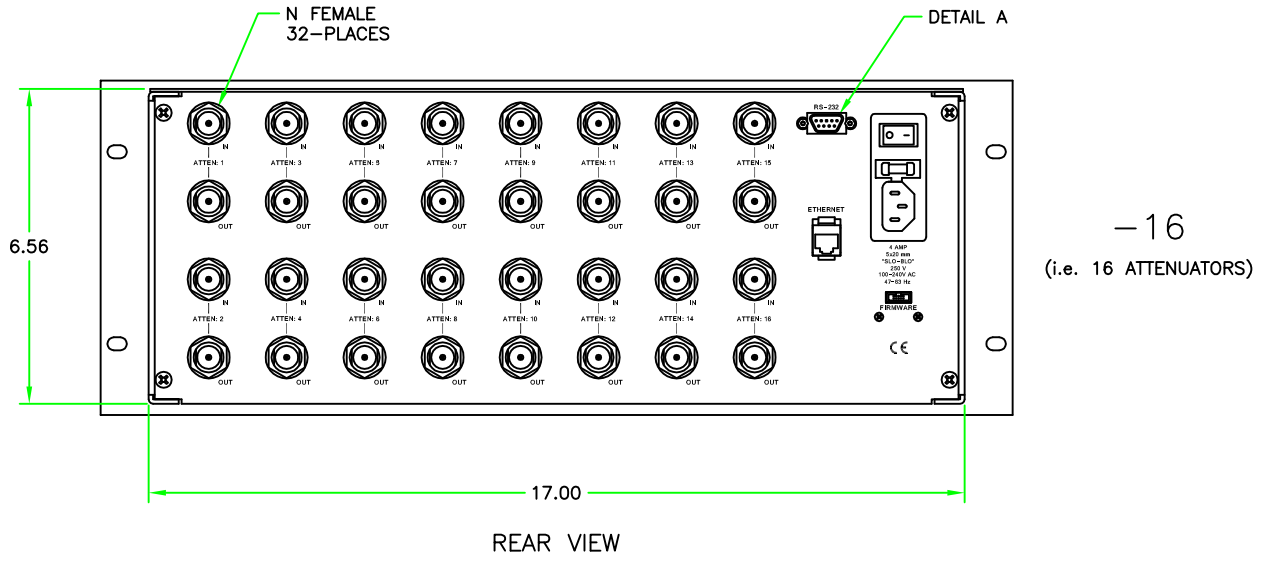
REV	ECN	DATE	BY	APPR	DESCRIPTION
-	ISSUED	8-6-15	JZ	TEZ	
A	25876	11-3-15	JZ	TRS	
B	26703	6-9-16	JZ	TRS	

JFW INDUSTRIES, INC. www.jfwindustries.com		PH: 317-887-1340
MATERIAL	ALUMINUM ALLOY	
FINISH	CHEMFILM TCP / FRONT: BLACK	
MODEL	50PA-XXX-XX	SCALE 1/2
DESCRIPTION	PROGRAMMABLE ASSEMBLIES 9-12 ATTENUATORS W/ N FEMALE	
		092-8383

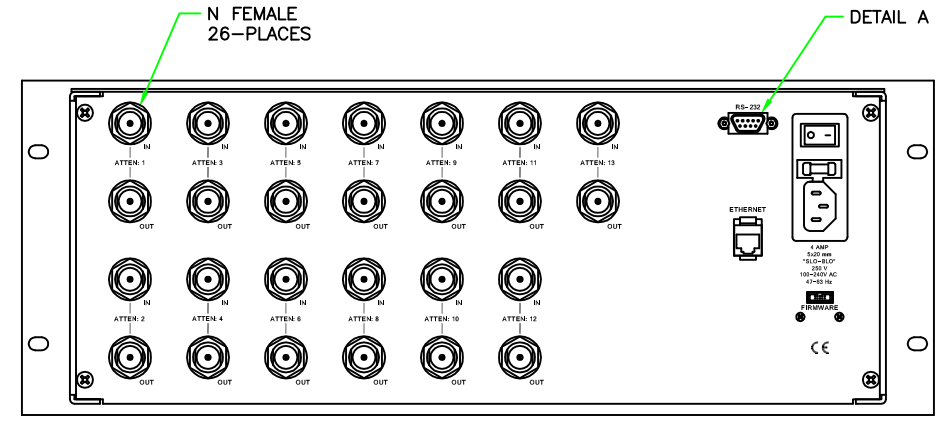
13-16 ATTENUATORS W/ N FEMALE



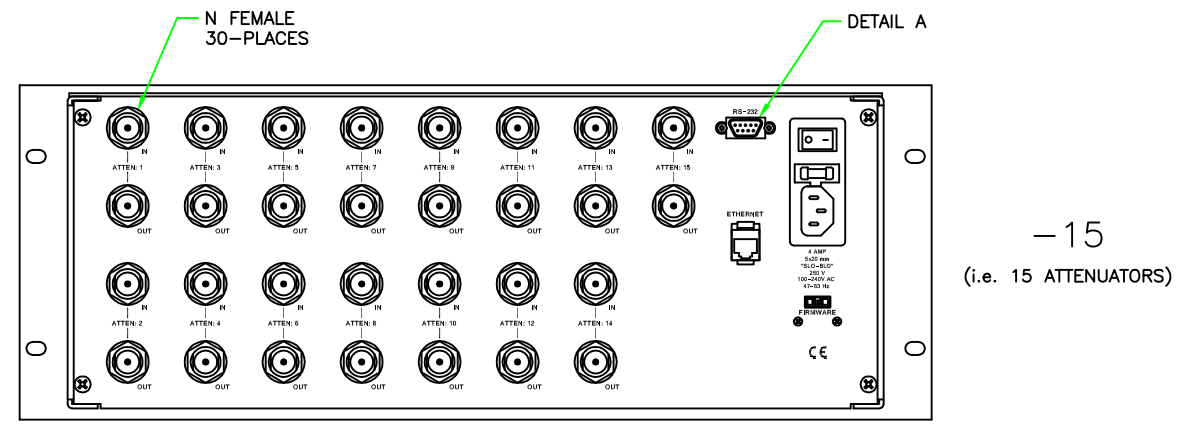
-14
(i.e. 14 ATTENUATORS)



-16
(i.e. 16 ATTENUATORS)

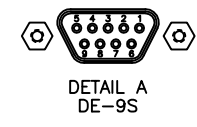


-13
(i.e. 13 ATTENUATORS)



-15
(i.e. 15 ATTENUATORS)

CHASSIS DEPTH = 17.22 INCHES



PIN	FUNCTION
1	CHASSIS GROUND
2	RECEIVED DATA
3	TRANSMITTED DATA
4	NO CONNECTION
5	SIGNAL GROUND
6	NO CONNECTION
7	RTS
8	CTS
9	NO CONNECTION

NOTE:
ALL REAR PANELS ARE SCREENED FOR SIXTEEN ATTENUATORS TO ALLOW FOR FUTURE EXPANSION. ONLY USED SECTIONS ARE SHOWN FOR CLARITY.

REV	ECN	DATE	BY	APPR	JFW INDUSTRIES, INC. www.jfwindustries.com PH: 317-887-1340
-	ISSUED	8-6-15	JZ	TEZ	
A	25876	11-3-15	JZ	TRB	
B	25896	11-3-15	JZ	TRB	
C	26268	6-1-16	TEZ	TRZ	MATERIAL ALUMINUM ALLOY FINISH CHEMFILM TCP / FRONT: BLACK MODEL 50PA-XXX-XX SCALE 1/2 DESCRIPTION PROGRAMMABLE ASSEMBLIES 13-16 ATTENUATORS W/ N FEMALE
D	26703	6-9-16	JZ	TRB	
					PROPRIETARY INFORMATION ALL SURFACES ARE TO BE FREE OF BURRS, PITS, & SCRATCHES TOLERANCES XXX.010 XXX.005 XX±.5 092-8384