

Battery Specifications

Model: LC-RA1215P1

Customer: PIE

Application: UPS

[Contents]

- 1. Specifications for the rechargeable valve regulated lead-acid battery.*
- 2. Drawings.*
- 3. Precautions for handling the rechargeable valve regulated lead acid batteries.*

Please return a copy of these specifications to SLMB (Shenyang Matsushita Storage Battery Co., Ltd.) with the customer's signature of approval.

Signature for Approval:	Date
:	:
:	:
:	:
:	:
:	:
:	:

Written by	Checked by	Checked by	Checked by
Zhou Yang	Hongwen.Li	M. Ide	Ding Ce

Zhou yang : Hongwenli : M. Ide : Ding Ce

Shenyang Matsushita Storage Battery Co., Ltd.



**SPECIFICATIONS FOR THE RECHARGEABLE VALVE REGULATED LEAD-ACID BATTERY
Model No. LC-RA1215P1**

1. Scope

These specifications pertain to Shenyang Matsushita Lead-Acid Battery Co.,Ltd.'s (SLMB`S) Rechargeable Valve Regulated Lead-Acid Battery, type LC-RA1215P1, hereafter referred to as the "battery". This document only describes the performance of the battery. The price, delivery date and other matters should be dealt with in other mutual agreements.

2. Requirements

Voltage, capacity, mass and dimensions for this model are shown in Table1.

Table 1 requirements

Model	LC-RA1215P1
Nominal Voltage	12V
Rated Capacity at 20 hour-rate(Ah)	15
Mass(approx.)	4.2Kg
Dimensions	shown in the attached drawing

3. Structure

The battery consists mainly of positive plates, negative plates, separators, electrolyte, valves, a container and a cover. The electrolyte is absorbed in both positive/negative plates and separators.

4. Characteristics

The following characteristics are for the batteries, which are manufactured within 6 months, independently.

4.1 Capacity

If the battery is discharged at 3.75A to the end voltage of 10.5V per battery after a full charge, followed by standing of one hour at an ambient temperature of 25 ± 2 , the discharge duration time should exceed 3 hours within the first 3 times of the charge and discharge cycles.

4.2 Shelf life characteristics

The duration time should be more than 80 minutes when the battery, which has been stored at an ambient temperature of 40 ± 2 for 4 months, then stored at an ambient temperature of 25 ± 2 for 24 hours and is then discharged at 3.75A to the end voltage of 10.5V per battery.

4.3 Trickle life

If the battery is fully charged with a constant voltage charger with the controlled voltage of 13.7 ± 0.10 V at an ambient temperature of 25 ± 2 , and every 3 months the battery is discharged at a constant current of 3.75A to 10.5V at an ambient temperature of 25 ± 2 , the battery shall have a trickle life of over 2 years with a discharge duration of over 1.5 hours.

Note: the expected life of the battery shall decrease by one-half with each rise in temperature of 10 . In particular, the life of the battery will shorten remarkably at about 40 . Therefore careful consideration must be taken not to use the battery at high temperature. Also, as mentioned in 4.3 above, the life of battery will vary depending on the charge/discharge conditions. For example, a non-flat current may shorten the life of the battery. Thus if special charge and/or discharge methods not described in this specification will be used, please confirm the battery characteristics with the actual application equipment before designing the charger.

As the period of use of VRLA battery becomes longer, the run time of the battery gradually becomes shortened. While the battery reaches the end of life with the shortened run time, such phenomena as gradual decrease of electrolyte and corrosion of the positive grid occur inside of the battery. If the battery of this condition continues to be used, it may suffer from thermal runaway (a vicious circle of increasing charge current and rising temperature) and electrolyte leakage as its capacity reaches 0. We strongly recommend taking proper preventive measures such as replacing batteries before any of these phenomena are found. In addition, if the case is made of metal, please be sure that the battery is insulated against its metal case with acid-and heat-resistant insulating material so that the battery can not touch the metal case directly. If the battery continues to be used without proper replacement, or if it is not insulated properly, it may generate fire. In case you can not replace batteries for some serious reason, please take some other preventive actions such as stopping charging. Please see 'Recommended timing for battery replacement for backup applications' for more detailed information.

4.4 Vibration Resistance Characteristics

Vibration resistance characteristics are tested such that a fully charged battery, being in a right side up position, is subjected to vibrations under the conditions given below. The battery is then checked visually for damage such as deformation or leakage of electrolyte, and checked electronically for existence of a short circuit or the terminal voltage being lower than the nominal voltage.

(1) Direction of vibration	∴ Vertical
(2) Peak to peak Amplitude	∴ 4 mm
(3) Vibration Frequency	∴ 16.7Hz
(4) Duration of Vibration	∴ Continuously for 1 hour
(5) Ambient temperature	∴ 25±2

Note: The battery being tested must be firmly fixed on the vibration board.

5. Usage Conditions

5.1 Discharge

Discharge current range	∴ 0.75A to 45.0A
Temperature range	∴ -15 to 50
Recommended cut-off voltage	∴ Shown in Table 2

Table 2 Recommended cut-off Voltage

Discharge Current	Recommended Cut-off Voltage
Below 0.2CA(3.0A)	10.5V
0.2CA to 0.5CA(3.0A to 7.5A)	10.2V
0.5CA to 1.0CA(7.5A to 15.0A)	9.90V
1.0CA to 2.0CA(15.0A to 30.0A)	9.30V
2.0CA to 3.0CA(30.0A to 45.0A)	8.70V

Do not allow the batteries to discharge below the recommended cut-off voltage.

5.2 Charge

Current limited, constant voltage charge

Initial charge current for trickle use	∴ less than 2.25A
----------------------------------------	-------------------

Temperature range	0 to 40
Charge voltage	shown in Table 3

Table 3 Charge Voltage

Ambient Temperature	Charge Voltage(a)	Trickle Type
0	14.00 to 14.20V	
25	13.60 to 13.80V	
40	13.30 to 13.50V	

Notes:

- (a) Charge voltage refers to the voltage remaining at the end of charge.
- (b) When the initial charging current is bigger than 2.25A, please consult us.

5.3 Ambient Temperature Range of Storage

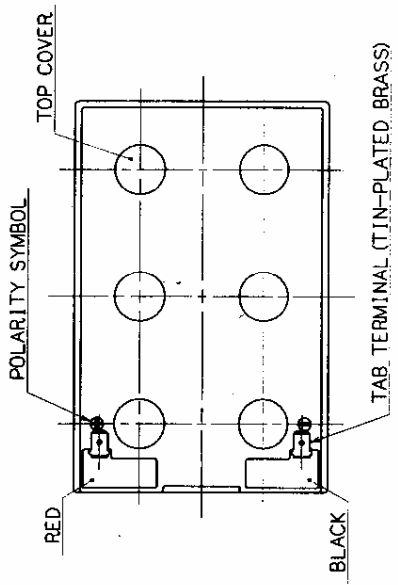
The ambient temperature range of storage shall be -15 to 40 . But for the short-time (about 0.5month) storage, temperature range shall be -40 to 60 . Also, for the long-time (about 12 months) storage, temperature range is desirably shall be -15 to 25 .

6. Limited Warranty

The following limitations apply to SLMB`S warranty:

- (1) The battery is covered by warranty for a period of 1 year from the date of delivery from SLMB if defective materials or production mistakes originating from SLMB are the cause of any battery problem.
 - (2) SLMB will repair or replace batteries which are not conforming to the specification while SLMB is not responsible for the charges of recycle of the nonconforming batteries and installation of new batteries.
 - (3) The warranty does not apply if the problem has been caused by one of the following:
 - (a) The battery has been used for purposes not specified by SLMB; or
 - (b) The battery has been modified in any way.
 - (4) If the cause of the problem is not clear, SLMB reserves the right to investigate the actual application in which the battery was subjected.
- Please keep the next “Precautions in handling the Rechargeable Valve Regulated Lead-Acid Batteries”, to get full performances and operate them safety.
 - Making design especially recycle symbol will be charged by individual country recycle circumstances such as law and/or voluntary. If you intend to export this battery another country, please consult Panasonic sales person.

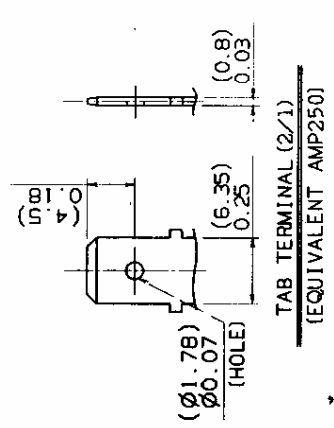
Commercial Tolerance	Sym.	Date	Revision	Signed	Checked
	△				



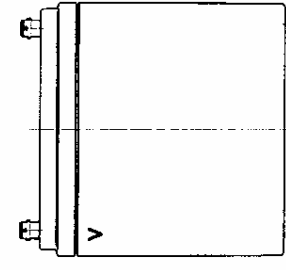
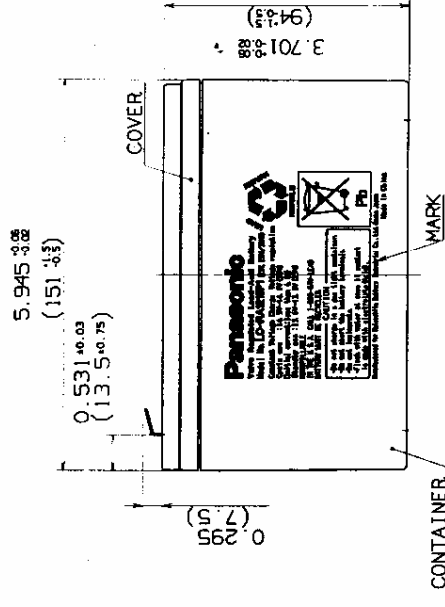
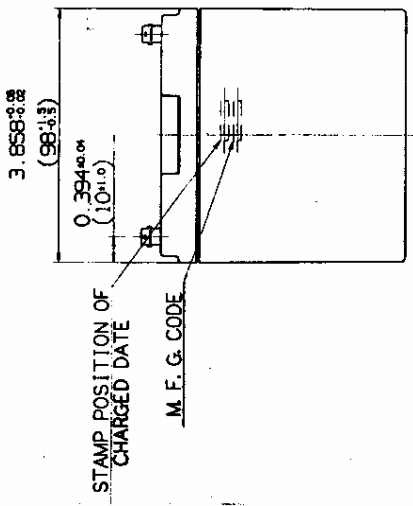
Panasonic
 Valve Regulated Lead-Acid Battery
 Model No. LC-RA1215P1 (12V, 15Ah/20HR)
 Constant Voltage Charge Voltage regulation
 Cycle use : 14.5V-14.9V (25°C)
 (Initial current: less than 6.0A)
 Standby use : 13.6V-13.8V (25°C)
 NONSPILLABLE
 IN THE U.S.A. CALL 1-800-SAV-LEAD
 BATTERY MUST BE RECYCLED.

CAUTION
 -Do not charge in a gas tight container.
 -Do not short the battery terminals.
 -Do not incinerate.
 -Flush with water at once if contact
 is made with electrolyte (Acid).

Recycling symbols: RECYCLE, RETURN, Pb, Made in China



MARK




Sym.	OUTWARD DRAWING	Item or Code No.	ABS	Material & Size	at	Process	Remark	
Scale	Designed	Drawn	Checked	Checked	Approved	Name	LC-RA1215P1	
~	Jing	Jing			C. Bai		OUTWARD DRAWING	
						No.	MSRA1215P1-E	
	FAB. 18.03/FAB. 18.03/FAB. 18.03							

Commercial Tolerance	Sym.	to	Revision	Signed	Checked
	△				

FRAGILE

Stamp (Four Faces)
(Color:Black)

Charged Date Stamp
(Color:Red) (One Side)




Panasonic
Valve Regulated Lead-Acid Battery

LC-RA1215P1 26
Made in China

Matsushita Electric Industrial Co., Ltd.

(312)




Panasonic
Valve Regulated Lead-Acid Battery

LC-RA1215P1 26
Made in China

NONSPILLABLE

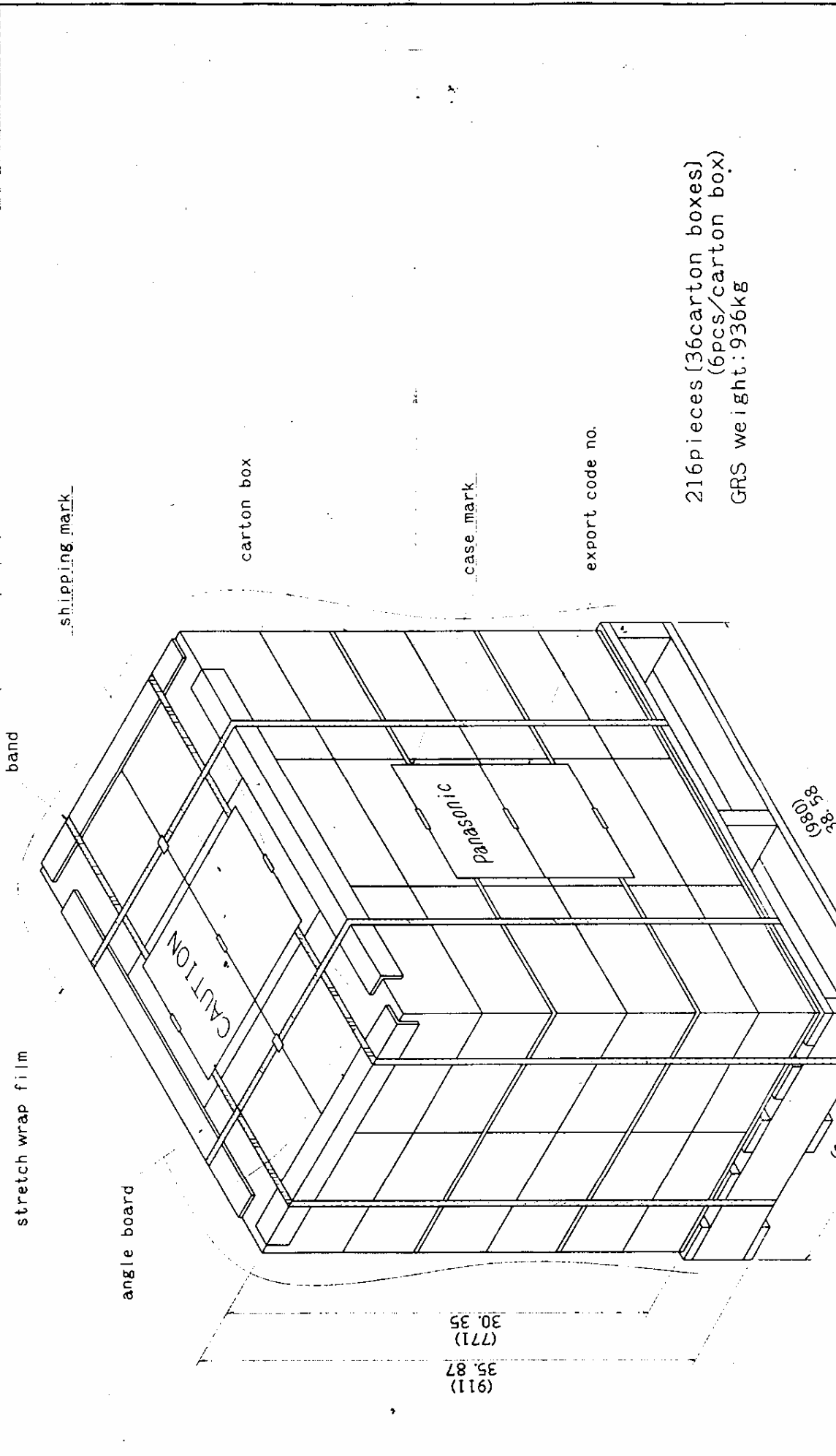
6pcs

(309)



OUTER CARTON		Material & Size	1/6	Process
Sym.	Item or Code No.	LC-RA1215P1		
Scale	Designed	Drawn	Checked	Approved
N	Hygie	Hygie	C.60	
	Feb-18-05	Feb-18-05	Feb-18-05	Feb-18-05
Name		OUTER CARTON		
No.		CR1RA1215P1-E		

Commercial Tolerance	Sym	Revision	Signed	Checked
----------------------	-----	----------	--------	---------



216 pieces (36 carton boxes)
 (6 pcs/carton box)
 GRS weight: 936kg

PACKAGING SPECIFICATION		Material & Size	at	Process	Remark
Sym	Item or Code No.				
PACKAGING SPECIFICATION		LC-RA1215 (For PIE)			
Scale	Designed	Drawn	Checked	Approved	Name
1:1	Jing	Jing	C. Bai	C. Bai	PACKAGING SPECIFICATION
	Jan. 25. 05	Jun. 25. 05	Jun. 25. 05	Jun. 25. 05	No.
					PPRA1215D-E