














## Ratchet Hand Tools (YHT, YNT, YDT, YG, YS)












Ratchet hand tools are widely used to crimp small terminals. The proper crimping pressure is ensured by a ratchet which automatically controls the crimping force. Five different types –YHT, YNT, YDT, YG and YS – are available and can be selected according to the type of terminal to be crimped.

Tool Series	Type of Applicable Terminals	Light Duty Tools			Heavy Duty Tools		
		Terminal Nominal Size	Tool Model No.		Terminal Nominal Size	Tool Model No.	
YHT	Non-insulated terminals/splices	0.5	YHT-2622		8	YHT-8S	
		1.25 2 3.5 5.5	YHT-2210 <small>(Note:2)</small>				
YNT	Insulated terminals/splices <small>(Note:1)</small>	0.5	YNT-2622		5.5	YNT-1210S	
		1.25	YNT-2216				
		2	YNT-1614				
YN	Bullet (PC type)	0.5 1.25 2	YN-2014		—	—	—
YDT	Non-insulated terminals with copper sleeve <small>(Note:1)</small>	1.25	YDT-2216		5.5	YDT-1210S	
		2	YDT-1614				

Note:1) By adjusting the eccentric cam, these tools can be used both for straight type and flared type insulated terminals.

2) YHT-2210 conforms to JIS C9711. (Certificate No. JQ 0608020)











Tool Series	Type of Applicable Terminals	Light Duty Tools			Heavy Duty Tools		
		Terminal Nominal Size	Tool Model No.		Terminal Nominal Size	Tool Model No.	
YG	Flag type terminals	1.25	YG-2216		8	YG-8S	
		2	YG-1614				
		5.5	YG-1210				
YS	Closed-end splices	0.5	YS-2622		8	YS-8S	
		1.25	YS-2216				
		2	YS-1614				
		5.5	YS-1210				








# Pneumatic Tools (YA series)

These pneumatic tools operate on compressed air ranging from 75 to 85 PSI (5.0 to 6.0 kg/cm<sup>2</sup>){500 to 600kPa} for quick and accurate crimping, and are very efficient for continuous crimping.

The dies are classified according to the type and size of the solderless terminal. Refer to the table of appropriate tools at the back of this catalog for information on each of the dies. **Dies should be ordered separately.**

The die can be easily changed by using the two die setting pins and the tool provided.




Series	<p><b>YA-1</b></p> 	<p><b>YA-2</b></p> 	
Applicable terminals/splices Nominal size	<ul style="list-style-type: none"> <li>* 0.5 to 5.5 Non-insulated terminals/splices</li> <li>* 0.5 to 2 Insulated terminals, Non-insulated terminals with copper sleeve</li> <li>* 1 to 5(5.5) Closed-end splices</li> <li>* 1.25 to 5.5 Flag terminals</li> </ul>		
Standard-type (portable type)	<p><b>Model No. YA-1</b> Specifications Weight: 1.7kg (3.8lbs) Length: 300mm (11.8") O.D.: 90mm (3.5") Air pressure: 490 to 590kPa (5 to 6kgf/cm<sup>2</sup>) Air consumption: 1.6Nℓ/cycle</p> 	<p><b>Model No. YA-2</b> Specifications Weight: 1.3kg (2.9lbs) Length: 250mm (9.8") O.D.: 90mm (3.5") Air pressure: 490 to 590kPa (5 to 6kgf/cm<sup>2</sup>) Air consumption: 0.8Nℓ/cycle</p> 	
Bench-type	(air foot valve type)	<p><b>Model No. YAT-1A</b> Main unit: <b>YA-1A</b> (mounted on bench unit) Air foot switch: <b>AV-250</b> (incl. air hose) Specifications Air consumption: 1.6Nℓ/cycle</p> 	<p><b>Model No. YAT-2A</b> Main unit: <b>YA-2A</b> (mounted on bench unit) Air foot switch: <b>AV-250</b> (incl. air hose) Specifications Air consumption: 1.6Nℓ/cycle</p> 
	(solenoid valve type)	<p><b>Model No. YAD-1A</b> Main unit: <b>YA-1A</b> Air unit: <b>D-1</b> (100V only) Specifications Air consumption: 1.6Nℓ/cycle</p> 	<p><b>Model No. YAD-2A</b> Main unit: <b>YA-2A</b> Air unit: <b>D-1</b> (100V only) Specifications Air consumption: 1.6Nℓ/cycle</p> 

Series	<b>YA-4</b> 	<b>YA-5</b> 
Applicable terminals/splices Nominal size	<ul style="list-style-type: none"> <li>* 1.25 to 14 Non-insulated terminals/splices</li> <li>* 1.25 to 5.5 Insulated terminals, Non-insulated terminals with copper sleeve</li> <li>* 1 to 8 Closed-end splices</li> <li>* 1.25 to 14 Flag terminals</li> </ul>	<ul style="list-style-type: none"> <li>* 8 to 60 Non-insulated terminals/splices</li> <li>* 8 to 60 Flag terminals</li> </ul>
Standard-type (portable type)	<b>Model No. YA-4</b> <b>Specifications</b> Weight: 3.0kg (6.6lbs) Length: 185mm (7.3") Width: 88mm (3.5") Height: 275mm (10.8") Air pressure: 490 to 590kPa (5 to 6kgf/cm <sup>2</sup> ) Air consumption: 2.4Nℓ/cycle 	<b>Model No. YA-5</b> <b>Specifications</b> Weight: 9.7kg (21.4lbs) Length: 300mm (11.8") Width: 125mm (4.9") Height: 450mm (17.7") Air pressure: 490 to 590kPa (5 to 6kgf/cm <sup>2</sup> ) Air consumption: 7.8Nℓ/cycle 
Bench-type	(air foot valve type) <p> <b>Model No. YAT-4A</b>              Main unit: <b>YA-4A</b>              Air foot switch: <b>AV-250</b> (incl. air hose)  <b>Specifications</b>              Air consumption: 4.8Nℓ/cycle           </p> 	<b>Control Unit</b>  <p> <b>Machine model No. D-3A</b>              Applicable tool: <b>YA-1A, YA-2A, YA-4A, YA-5S</b>              Power source: 100 VAC, 115 VAC, 230 VAC Single phase              Air pressure: 540 to 590kPa (5.5 to 6kgf/cm<sup>2</sup>)              Dimensions: 220mm (8.7") W x 230mm (9.1") L x 175mm (6.9") H              Weight: Approx. 6kg (13.2bs)              Features: Control Unit with Terminal Holding Mechanism (crimping terminal-crimping sleeve)           </p>
	(solenoid valve type) <p> <b>Model No. YAD-4A</b>              Main unit: <b>YA-4A</b>              Air unit: <b>D-1</b> (100V only)  <b>Specifications</b>              Air consumption: 4.8Nℓ/cycle           </p> 	

# Hydraulic Tools (BCT, YPT)

Applicable terminals/ splices Nominal size	Battery operated type
0.5 to 14 terminals/splices	<div style="display: flex; justify-content: space-between;"> <div style="width: 60%;"> <p>Tool Model No.: <b>BCT-0514L</b>                      Dimensions: 273mm (10.7") L x 285mm (11.2") H x 84mm (3.3") W                      Weight: Approx. 1.9kg (4.1 lbs.)                      Max. pressure output: 15kN (1.5 tonf)</p> <p><b>Standard accessories</b>                      Battery pack: BP-14LN/1pcs.                      Battery charger: CH-25LNW/1 set (Input voltage 100~240V AC)                      Double blow case: 1 pcs. &lt;500mm (19.7") x 370mm (14.6") x 120mm (4.7")&gt;</p> <p><b>Optional:</b> Dies                      Shoulder belt</p> </div> <div style="width: 35%; text-align: center;">  </div> </div>
8 to 60 terminals/splices	<div style="display: flex; justify-content: space-between;"> <div style="width: 60%;"> <p>Tool Model No.: <b>BCT-860L</b>                      Dimensions: 305mm (12.0") L x 285mm (11.2") H x 73mm (2.9") W                      Weight: Approx. 2.7kg (6.0 lbs.)                      Max. pressure output: 69kN (7 tonf)                      Remarks: Conforms to JIS C9711 ㊟ (Certificate No. JQ 0307101)</p> <p><b>Standard accessories</b>                      Battery pack: BP-14LN/1pcs.                      Battery charger: CH-25LNW/1 set (Input voltage 100V to 240V AC)                      Dies: 1 set for the terminals of nominal size 8 to 60                      Carrying case: 1 pcs. &lt;500mm (19.7") x 370mm (14.6") x 120mm (4.7")&gt;</p> <p><b>Optional:</b> Shoulder belt</p> </div> <div style="width: 35%; text-align: center;">  </div> </div>
8 to 150 terminals/splices	<div style="display: flex; justify-content: space-between;"> <div style="width: 60%;"> <p>Tool Model No.: <b>BCT-8150</b>                      Dimensions: 392mm (15.4") L x 275mm (10.8") H x 90mm (3.5") W                      Weight: Approx. 8.1kg (17.9 lbs.)                      Max. pressure output: 186kN (19 tonf)                      Remarks: Conforms to JIS C9711 ㊟ (Certificate No. JQ 0307101)</p> <p><b>Standard accessories</b>                      Battery pack: BP-70MH/1pcs.                      Battery charger: CH-3MH/1 set (Input voltage 100V AC)                      Dies: 1 set for the terminals of nominal size 8 to 150                      Carrying case: 1 pcs. &lt;555mm (21.9") x 385mm (15.2") x 165mm (6.5")&gt;</p> <p><b>Optional:</b> Shoulder belt</p> </div> <div style="width: 35%; text-align: center;">  </div> </div>



Applicable terminals/ splices Nominal size	Hand operated type
0.5 to 14 terminals/splices	
8 to 60 terminals/splices	 <p>Tool Model No.: <b>YPT-60N</b> Dimensions: 435mm (17.0") L x 75mm (3.0") H x 130mm (5.1") W Weight: Approx. 3.0kg (6.6 lbs.) Max. pressure output: 69kN (7tonf) Dies: 1 set for the terminals of nominal size 8 to 60 Remarks: Conforms to JIS C9711 ㊟(Certificate No. JQ 0307101)</p>
8 to 150 terminals/splices	  <p>Tool Model No.: <b>YPT-150-1</b> Dimensions: 518mm (20.4") L x 190mm (7.5") H x 160mm (6.3") W Weight: Approx. 7.4kg (16.3 lbs.) Max. pressure output: 186kN (19tonf) Dies: 1 set for the terminals of nominal size 8 to 150</p>

# Foot Operated Hydraulic Unit YF-1 / Electrically Operated Hydraulic Unit & Crimping Head

## YF-1 Foot Operated Hydraulic Unit

### 1. YF-1

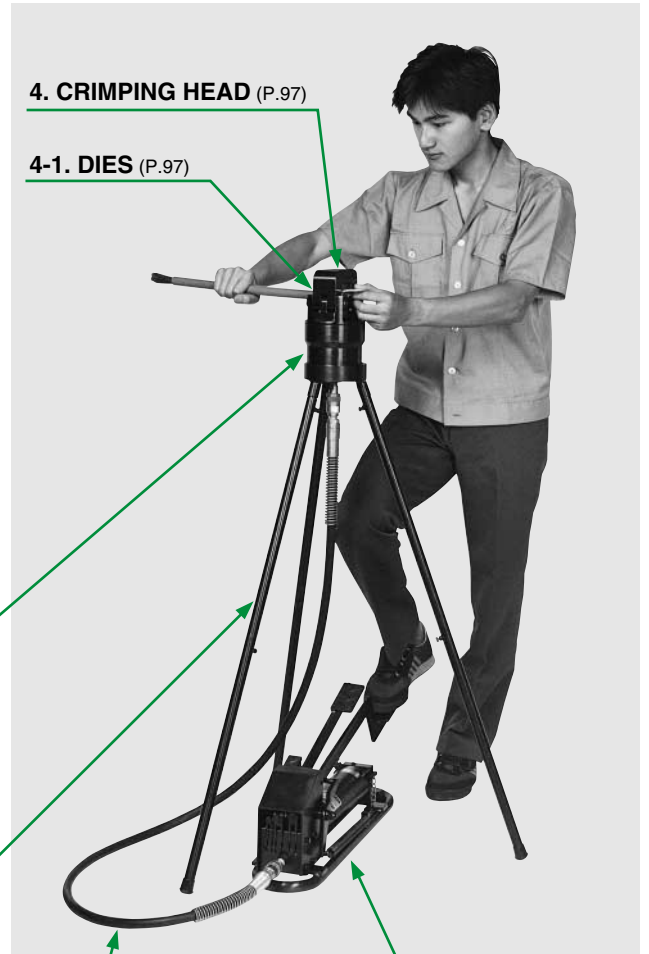
#### Specifications

<b>Dimensions</b>	620L x 176W x 350Hmm (24.4"L x 6.9"W x 13.8"H)
<b>Weight</b>	17kg (37.5lbs)
<b>Max. pressure output</b>	68.6MPa (700kgf/cm <sup>2</sup> )

#### [Ordering example]

When you'd like to crimp non-insulated terminals of nominal size 60, for example, by using the YF-1, place an order for:

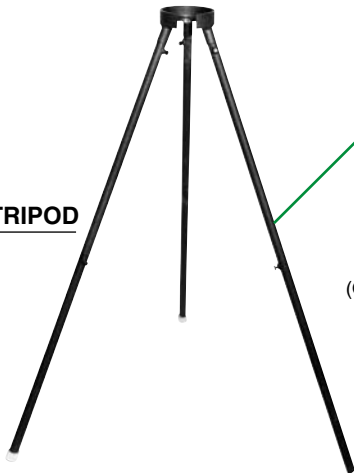
1. **YF-1**
  - 1-1. High Pressure Hose  
(2m unless otherwise specified) & Male Couplers (1 pair)
  - 1-2. Tripod  
Mounting fixture 150  
Mounting fixture 60
4. Crimping head: YET-60-1
- 4-1. Dies:  
No need. Dies comes with YET-60-1.



#### 1-3. MOUNTING FIXTURE



#### 1-2. TRIPOD



Connect to the female coupler of the crimping head.

Male coupler (Order separately.)

#### 1-1. HIGH PRESSURE HOSE



Connect

Female coupler

Male coupler (Order separately.)

#### 1. YF-1



### 1-1. HIGH PRESSURE HOSE

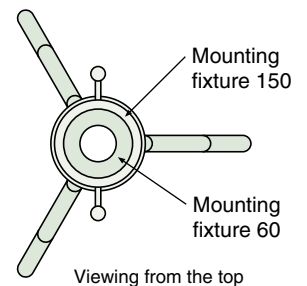
#### Specifications

- \* Comes without couplers.
- \* Triple steel wire-reinforced rubber hose
- \* Hose diameter: I.D.6mm(.24"), O.D. 20.5mm(.81")
- \* Hose fitting thread diameter: 3/8
- \* Minimum breaking pressure: 196MPa(2,000kg/cm<sup>2</sup>)
- \* Minimum bending radius: R120mm(R4.7")
- \* Length: 2m(6' 7") standard, max. 15m(49' 2")

### 1-2. TRIPOD

O-marked parts are required to mount a crimping head on the tripod.

Crimping head model No.	Tripod	Mounting fixture	
		150	60
YET-300-1 YET-300N	O	X	X
YET-150-1 YEG-150	O	O	X
YET-60-1 YNE-38	O	O	O



# Electrically Operated Hydraulic Unit

## 2. E-4

### Specifications

Output			Dimensions mm (in.)			Weight kg (lbs)	Power supply	Accessories (ft.)
Motor kW	Maximum pressure MPa	Discharge ℓ/min.	Overall length	Width	Height			
200V 3 phase 1.5	68.6 (700kgf/cm <sup>2</sup> )	200V 3 phase 2.2	370 (14.6)	340 (13.4)	970 (38.2)	75 (166) approx.	200V 3 phase	High-pressure hose [length : 2m (6.7)] Crimping head mounting fixture Power cord [length : 5.4m (17.8)] Foot switch [2-stage type]

Note:1) Crimping heads should be ordered separately.  
2) Conforms to JIS C9711. Ⓔ (Certificate No. JQ0508153)

### [Ordering example]

When you'd like to crimp non-insulated terminals of nominal size 60, for example, by using the E-4, place an order for:

2. E-4

4 Crimping head: YET-60-1

4-1. Dies:

No need. Dies comes with YET-60-1.




## 3. EP-1

### Specifications

Output			Dimensions mm (in.)			Weight kg (lbs)	Power supply	Accessories (ft.)
Motor W	Maximum pressure MPa	Discharge mℓ/min.	Overall length	Width	Height			
100V Single phase 350	68.6 (700kgf/cm <sup>2</sup> )	200V	215 (4.5)	115 (4.5)	370 (14.6)	14.3 (31.5) approx.	100V Single phase	Power cord [length : 3m (9.8)] Foot switch [2-stage type]

Note:1) Head holder set "EP-1-HMJ950" should be ordered separately.  
2) High-pressure hose (2m [6.7ft]) should be ordered separately.  
3) Applicable crimping head "YET-60-1" should be ordered separately.  
Refer to "SELECTION TABLE OF PROPER TOOLING" for details. Contact JST for "YNT-38"  
4) 220V Single phase can be produced. Contact JST for details.



# Crimping Head & Dies

## 4. CRIMPING HEAD

YNE-38    YET-60-1    YET-150-1    YEG-150    YET-300-1    YET-300N



### Specifications

Model No.	Dimensions mm (in.)		Weight kg (lbs)	Maximum output kN (ton)	Maximum allowable pressure	Applicable terminals/splices Nominal size	Dies
	Height	Outer diameter					
YNE-38	213 (8.4)	72 (2.8)	2.2 (4.9)	79 (8)	68.6MPa (700kgf/cm <sup>2</sup> )	8 to 38 (Insulated terminals with copper sleeve)	<b>Order separately.</b>
YET-60-1	191 (7.5)	72 (2.8)	2.6 (5.7)	79 (8)		8 to 60 (Non-insulated terminals/splices)	1set included
YET-150-1	221 (8.7)	90 (3.5)	5.3 (11.7)	196 (20)		8 to 150 (Non-insulated terminals/splices)	1set included
YEG-150	245 (9.6)	90 (3.5)	5.3 (11.7)	196 (20)		8 to 100 (Flag terminals)	<b>Order separately.</b>
YET-300-1	284 (11.2)	125 (4.9)	13.0 (28.7)	353 (36)		60 to 325 (Non-insulated terminals/splices) except 250	1set included
YET-300N	287 (11.3)	125 (4.9)	14.0 (30.9)	353 (36)			<b>Order separately.</b>

Note:1) YET-60-1, YET-150-1 and YET-300-1 come with a full set of their dies. For the heads YNE-38, YEG-150 and YET-300N, order their dies separately.  
2) The YET-300N crimping head allows reversible mounting of dies i.e. the position of the female and male dies can be switched to facilitate the work to be done.  
3) The die for YET-300-1 and the die for YET-300N are not interchangeable.  
4) YET-60-1, YET-150-1 and YET-300-1 conform to JIS C9711. Ⓔ (Certificate No. JQ0508153)

## 4-1. DIES

The dies are made of a special alloy, chrome plated, and then finished under a stringent quality control system. Both female and male dies are available to suit the type and size of terminal to be processed.



## Crimping tools/machines

# Semi-automatic Crimping Machine AP-F6

This machine is loaded with tape-on solderless terminals which are wound on a reel. Crimping is performed automatically by operation of a foot switch or touch sensor. Each crimping operation requires only one second, so more than 2,000 terminals can be crimped per hour during continuous operation. Operation of the machine requires almost no training, and the machine can be easily moved.


**Dies should be ordered separately.**

### Specifications

<b>Model No.</b>	<b>AP-F6</b>
<b>Dimensions</b>	264W x 415L x 385Hmm (10.4"W x 16.3"L x 15.2"H)
<b>Weight</b>	50kg (110lbs)
<b>Power supply</b>	100/115/220/240V AC, Single phase, 50/60Hz
<b>Air pressure</b>	490 to 690kPa (5 to 7kgf/cm <sup>2</sup> )
<b>Pressure output</b>	14.7kN (1,500kg)
<b>Applicable terminals</b>	Tape-on solderless terminals (insulated and non-insulated) with a nominal size of 0.5 to 5.5.



### Dies



•Touch-sensor-system cannot be applied to some of the terminals/splices.

## AP-F6 Crimping Dies

Terminals			Dies					
Type	Model No. Prefix (Suffix*)	Nominal Size	Set No.	Conductor		Insulation		
				Upper	Lower	Upper	Lower	
Non-insulated terminals	—	0.5	3H-2622	3102	3101	—	—	*
		1.25	3H-2216	3112	3111	—	—	*
		2	3H-1614	3122	3121	—	—	*
		5.5	3H-1210N	3132N	3131N	—	—	*
Insulated terminals Insulated quick disconnect	(F)V, (F)N, (F)ND, (F)VD	0.5	3V-2622N	3201N	3202N	3301N	3302N	
	(F)V, (F)N, FVX, (F)VDDF, FVDDM, (F)VDGM, CVDGF, (F)LVDDF, FLVZDF, FVZDF	1.25	3V-2216N	3211N	3212N	3311N	3312N	
		2	3V-1614N	3221N	3222N	3321N	3322N	
	(F)VD, (F)ND	1.25	3V-2216D	3211D	3212D	3311D	3312D	
		2	3V-1614D	3221D	3222D	3321D	3322D	
	(F)V, (F)N, FVX, (F)VD, (F)ND, (F)VDDF, FVDDM, LVDDF	5.5	3V-1210N	3231N	3232N	3331N	3332N	
Closed-end splices	CE,-SD*	1	3S-2218D	3411C	3412C	(Spacers) 3011SD	3012SD	
		2	3S-1614D	3421C	3422C	3021SD	3022SD	
		5.5	3S-1210D	3431C	3432C	3031SD	3032SD	

Note \* : Parts for ejector (Part nos. 3841+3941) are optional.

# SELECTION TABLE OF PROPER TOOLING

Terminals/Splices				Ratchet hand tools (Light duty)	Ratchet hand tools (Heavy duty)	Battery operated hydraulic tool <b>BCT-0514L</b>	Pneumatic tools					Semi-automatic crimping machine
Type	Applicable Wire [Stranded]		Nominal size				YA-1 Bench-type YAT-1A YAD-1A	YA-2 Bench-type YAT-2A YAD-2A	YA-4 Bench-type YAT-4A YAD-4A	YA-5	AP-F6	
	AWG # ACM #	mm <sup>2</sup>			Dies	Dies						Dies
Non-insulated	26 to 22	0.2 to 0.5	0.5	YHT-2622	—	BYHT-2622	AD-100	AD-500	—	—	3H-2622	
	22 to 16	0.25 to 1.65	1.25	Ⓣ YHT-2210		BYHT-2210	AD-101	AD-501	AD-900	—	3H-2216	
	16 to 14	1.04 to 2.63	2	Ⓣ YHT-2210		BYHT-2210	—	—	—	—	3H-1614	
	—	3.5	3.5			AD-101	AD-501	AD-900	—	3H-1210N		
	12 to 10	2.63 to 6.64	5.5	—	YHT-8S	BYHT-8	—	—	AD-901	AD-951	—	
	8	6.64 to 10.52	8	—	—	BYHT-14	—	—	AD-902	AD-952	—	
	6	10.52 to 16.78	14	—	—	—	—	—	AD-953	—	—	
	4	16.78 to 26.66	22	—	—	—	—	—	AD-954	—	—	
	2	26.66 to 42.42	38	—	—	—	—	—	AD-955	—	—	
	1/0	42.42 to 60.57	60	—	—	—	—	—	—	—	—	
	2/0	60.57 to 76.28	70	—	—	—	—	—	—	—	—	
	3/0	76.28 to 96.30	80	—	—	—	—	—	—	—	—	
	4/0	96.3 to 117.2	100	—	—	—	—	—	—	—	—	
	250/300	117.2 to 152.05	150	—	—	—	—	—	—	—	—	
	350	152.05 to 192.6	180	—	—	—	—	—	—	—	—	
400	192.6 to 242.27	200	—	—	—	—	—	—	—	—		
600/650	242.27 to 325	325	—	—	—	—	—	—	—	—		
Insulated	26 to 22	0.2 to 0.5	0.5	N, V, VD FN, FV, FVD	YNT-2622	—	BYNT-2622	AD-200 AD-200F	AD-600	—	—	3V-2622N
	22 to 16	0.25 to 1.65	1.25	N, V, VD FN, FV, FVD, FVX	YNT-2216	—	BYNT-2216	AD-201 AD-201F	AD-601	(AD-911) (AD-911F)	—	3V-2216N
	16 to 14	1.04 to 2.63	2	N, V, VD FN, FV, FVD, FVX	YNT-1614	—	BYNT-1614	AD-202 AD-202F	AD-602	(AD-912) (AD-912F)	—	3V-1614N
	12 to 10	2.63 to 6.64	5.5	N, V, VD FN, FV, FVD, FVX	—	—	BYNT-1210	—	—	AD-913 AD-913F	—	3V-1210N
Fully-nylon-insulated with copper sleeve	20 to 18	0.5 to 0.75	0.5	PCM PCF	YN-2014	—	—	(AD-210)	—	—	—	—
	18 to 16	0.75 to 1.25	1.25	PCM PCF	YN-2014 YNT-2216	—	BYNT-2216	AD-201F	AD-601	AD-911F	—	—
	14	2.0	2	PCM PCF	YN-2014 YNT-1614	—	BYNT-1614	AD-202F	AD-602	AD-912F	—	—
Non-insulated with copper sleeve	26 to 22	0.2 to 0.5	0.5	D FD	(YDT-2622)	—	—	(AD-400) (AD-400F)	(AD-700)	—	—	—
	22 to 16	0.25 to 1.65	1.25	D FD	(YDT-2216)	—	—	(AD-401) (AD-401F)	(AD-701)	(AD-921) (AD-921F)	—	—
	16 to 14	1.04 to 2.63	2	D FD	(YDT-1614)	—	—	(AD-402) (AD-402F)	(AD-702)	(AD-922) (AD-922F)	—	—
	12 to 10	2.63 to 6.64	5.5	D FD	—	(YDT-1210S)	—	—	—	(AD-923) (AD-923F)	—	—
Closed-end	26 to 22	0.2 to 0.6	0.5-SD	—	YS-2622	—	—	(AD-300)	—	—	—	—
	22 to 16	0.5 to 1.75	CE1	—	YS-2216	—	BYS-2216	AD-301	AD-801	(AD-931)	—	3S-2218D
	22 to 16	1.0 to 1.75	1-SD	—	YS-1614	—	BYS-1614	AD-302	AD-802	(AD-932)	—	3S-1614D
	16 to 14	1.0 to 3.0	CE2	—	YS-1614	—	BYS-1614	AD-302	AD-802	(AD-932)	—	—
	16 to 14	1.5 to 3.0	2-SDW	—	YS-1614	—	BYS-1614	AD-302	AD-802	(AD-932)	—	3S-1614D
	16 to 14	1.0 to 2.5	2-SD	—	YS-1210	—	BYS-1210	AD-303	AD-803	(AD-933)	—	3S-1210D
	12 to 10	2.5 to 6.0	CE5	—	YS-1210	—	BYS-1210	AD-303	AD-803	(AD-933)	—	3S-1210D
	12 to 10	2.0 to 5.5	5.5-SD	—	YS-8S	—	BYS-8	—	—	(AD-934)	—	—
Flag	22 to 16	0.25 to 1.65	1.25	—	(YG-2216)	—	—	(AG-10)	(AD-504G)	(AD-941)	—	—
	16 to 14	1.04 to 2.63	2	—	(YG-1614)	—	—	(AG-20)	(AD-501G)	(AD-942)	—	—
	12 to 10	2.63 to 6.64	5.5	—	(YG-1210)	—	—	(AG-55)	(AD-502G)	(AD-944)	—	—
	8	6.64 to 10.52	8	—	—	YG-8S	—	—	—	(AD-945)	(AD-951G)	—
	6	10.52 to 16.78	14	—	—	YG-14S	—	—	—	(AD-946)	(AD-952G)	—
	4	16.78 to 26.66	22	—	—	—	—	—	—	—	(AD-953G)	—
	2	26.66 to 42.42	38	—	—	—	—	—	—	—	(AD-954G)	—
	1/0	42.42 to 60.57	60	—	—	—	—	—	—	—	(AD-955G)	—
	2/0	60.57 to 76.28	70	—	—	—	—	—	—	—	—	—
	3/0	76.28 to 96.3	80	—	—	—	—	—	—	—	—	—
4/0	96.3 to 117.2	100	—	—	—	—	—	—	—	—	—	

Note: 1) Model numbers inside parentheses require somewhat longer for delivery. 2) Products marked with Ⓣ conform to standard JIS C9711. 3) The dies 3H-\*\*\* (for the machine AP-F6, to crimp non-insulated terminals) require the ejector and ejector cover.

Terminals/Splices				Hydraulic tools		Foot operated hydraulic unit YF-1	Electrically operated hydraulic unit <sup>5)</sup>					
				YPT-60N <sup>5)</sup>	YPT-150-1		E-4		EP-1			
Type	Applicable Wire [Stranded]		Nominal size	Crimping heads								
	AWG # ACM #	mm <sup>2</sup>		BCT-860L <sup>5)</sup>	BCT-8150 <sup>5)</sup>	YNE-38	YET-60-1 <sup>5)</sup>	YET-150-1 <sup>5)</sup>	(YEG-150)	YET-300-1 <sup>5)</sup>	(YET-300N)	YET-60-1 <sup>5)</sup>
				Female die Male die	Female die Male die	Female die Male die	Female die Male die	Female die Male die	Female die Male die	Female die Male die	Female die Male die	Female die Male die
<b>Non-insulated</b>	8	6.64 to 10.52	8	TD-121 TD-111	TD-221 TD-211	—	TD-121 TD-111	TD-221 TD-211	—	—	—	TD-121 TD-111
	6	10.52 to 16.78	14	TD-122 TD-111	TD-222 TD-211	—	TD-122 TD-111	TD-222 TD-211	—	—	—	TD-122 TD-111
	4	16.78 to 26.66	22	TD-123 TD-112	TD-223 TD-212	—	TD-123 TD-112	TD-223 TD-212	—	—	—	TD-123 TD-112
	2	26.66 to 42.42	38	TD-124 TD-112	TD-224 TD-212	—	TD-124 TD-112	TD-224 TD-212	—	—	—	TD-124 TD-112
	1/0	42.42 to 60.57	60	TD-125 TD-113	TD-225 TD-213	—	TD-125 TD-113	TD-225 TD-213	—	TD-321 TD-311	(TD-321N) (TD-311N)	TD-125 TD-113
	2/0	60.57 to 76.28	70	—	TD-226 TD-213	—	—	TD-226 TD-213	—	TD-322 TD-311	(TD-322N) (TD-311N)	—
	3/0	76.28 to 96.30	80	—	TD-227 TD-214	—	—	TD-227 TD-214	—	TD-323 TD-312	(TD-323N) (TD-312N)	—
	4/0	96.3 to 117.2	100	—	TD-228 TD-214	—	—	TD-228 TD-214	—	TD-324 TD-312	(TD-324N) (TD-312N)	—
	250/300	117.2 to 152.05	150	—	TD-229 TD-215	—	—	TD-229 TD-215	—	TD-325 TD-313	(TD-325N) (TD-313N)	—
	350	152.05 to 192.6	180	—	—	—	—	—	—	TD-326 TD-313	(TD-326N) (TD-313N)	—
	400	192.6 to 242.27	200	—	—	—	—	—	—	TD-327 TD-314	(TD-327N) (TD-314N)	—
	—	250	250*	—	—	—	—	—	—	TD-329 TD-315	—	—
600/650	242.27 to 325	325	—	—	—	—	—	—	TD-328 TD-315	(TD-328N) (TD-315N)	—	
<b>Insulated</b>	8	6.64 to 10.52	8	FVD	—	—	(DH-121) (DH-111)	—	—	—	—	—
	6	10.52 to 16.78	14	FVD	—	—	(DH-122) (DH-112)	—	—	—	—	—
	4	16.78 to 26.66	22	FVD	—	—	(DH-123) (DH-113)	—	—	—	—	—
	2	26.66 to 42.42	38	FVD	—	—	(DH-124) (DH-114)	—	—	—	—	—
<b>Flag</b>	22 to 16	0.25 to 1.65	1.25	—	—	—	—	—	—	—	—	—
	16 to 14	1.04 to 2.63	2	—	—	—	—	—	—	—	—	—
	12 to 10	2.63 to 6.64	5.5	—	—	—	—	—	—	—	—	—
	8	6.64 to 10.52	8	—	—	—	—	—	(FD-321) (FD-311)	—	—	—
	6	10.52 to 16.78	14	—	—	—	—	—	(FD-322) (FD-311)	—	—	—
	4	16.78 to 26.66	22	—	—	—	—	—	(FD-323) (FD-312)	—	—	—
	2	26.66 to 42.42	38	—	—	—	—	—	(FD-324) (FD-312)	—	—	—
	1/0	42.42 to 60.57	60	—	—	—	—	—	(FD-325) (FD-313)	—	—	—
	2/0	60.57 to 76.28	70	—	—	—	—	—	(FD-326) (FD-313)	—	—	—
	3/0	76.28 to 96.3	80	—	—	—	—	—	(FD-327) (FD-314)	—	—	—
4/0	96.3 to 117.2	100	—	—	—	—	—	(FD-328) (FD-314)	—	—	—	

Note: 4) The die for YET-300-1 and the die for YET-300N are not interchangeable.

5) \* marked product is an option.