
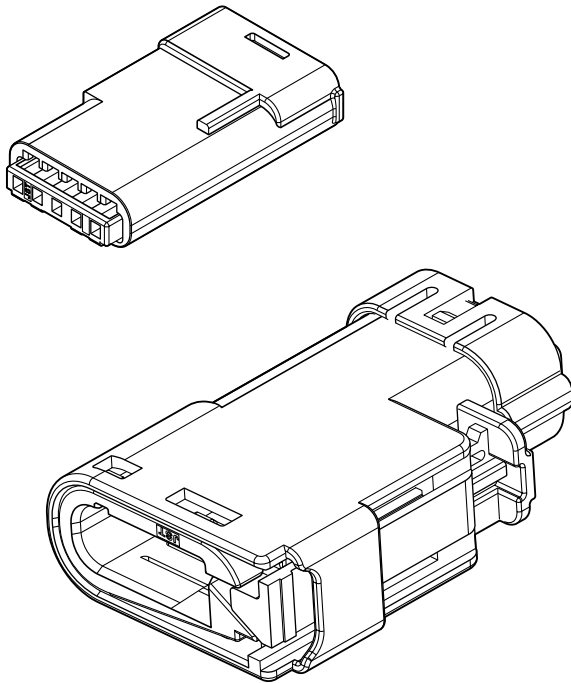


SRV CONNECTOR

Wire-to-wire/Sealed Connectors



1.2 Sealed Connector



Features

- 2 circuits to 5 circuits, Wire-to-Wire Connection
- Connector Position Assurance (CPA) Mechanism
- Sealed Inline Connector
- 1.2 Clean Body Terminals
- Designed for Small Packaging

Specifications

- Current rating: 7 A AC, DC max.
- Voltage rating: 14 V AC, DC
- Temperature range: -40°C to +125°C
(including temperature rise in applying electrical current)
- Contact resistance: Initial value/ 8.0 mΩ max.
After environmental tests/ 8.0 mΩ max.
- Insulation resistance: 100 MΩ min.
- Withstanding voltage: 1,000 VAC/minute
- Applicable wire: FLR2X-B
0.35 mm² to 0.75 mm²

- * Compliant with ELV/RoHS .
- * Contact JST for details.

Female terminal

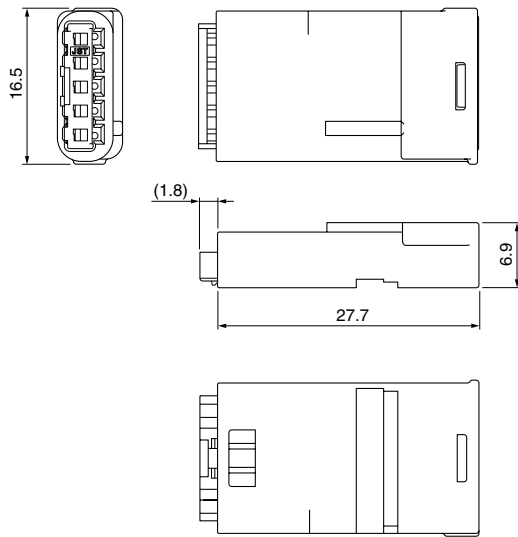
Model No.	Applicable wire range		
	Conductor (mm ²)	Insulation O.D. (mm)	Gage Size
1670144-1 or equivalent	0.5 to 0.75	1.4 to 1.9	18-20AWG
1534594-1 or equivalent	0.35	1.2 to 1.4	22AWG

Material and Finish

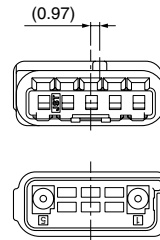
Copper alloy, tin-plated (refer to TE Connectivity for details)

Note: Contact JST for details.

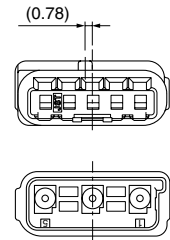
Female connector



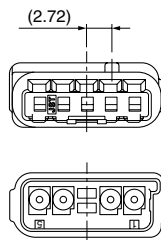
• 2 circuits (Key D)



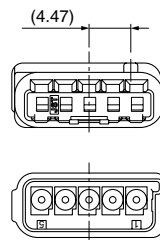
• 3 circuits (Key C)



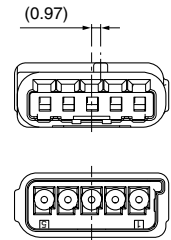
• 4 circuits (Key B)



• 5 circuits (Key A)



• 5 circuits (Key D)



Circuits	Model No.	Key	Q'ty/box	Color of Housing and Back Cover
2	SRVPB-D02-K	D	3,000	Black
3	SRVPB-C03-N	C	3,000	Brown
4	SRVPB-B04-S	B	3,000	Natural
5	SRVPB-A05-H	A	3,000	Light gray
5	SRVPB-D05-K	D	3,000	Black

Material and Finish

Housing: Glass-filled PBT
 TPA: Glass-filled PBT, Red
 Matte seal: Silicone, Green
 Back cover: Glass-filled PBT

SRV CONNECTOR

Male terminal

Model No.	Applicable wire range		
	Conductor (mm ²)	Insulation O.D. (mm)	Gage Size
1718350-1 or equivalent	0.5 to 0.75	1.4 to 1.9	18-20AWG
1718348-1 or equivalent	0.35	1.2 to 1.4	22AWG

Material and Finish

Copper alloy, tin-plated (refer to TE Connectivity for details)

Note: Contact JST for details.

Male connector

• 2 circuits (Key D) **• 3 circuits (Key C)** **• 4 circuits (Key B)**

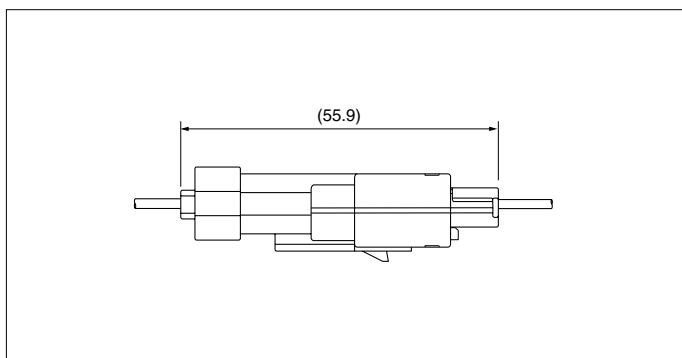
• 5 circuits (Key A) **• 5 circuits (Key D)**

Circuits	Model No.	Key	Q'ty/box	Color of Housing and Back Cover
2	SRVWSB-02A-DK	D	900	Black
3	SRVWSB-03A-CN	C	900	Brown
4	SRVWSB-04A-BS	B	900	Natural
5	SRVWSB-05A-AH	A	900	Light gray
5	SRVWSB-05A-DK	D	900	Black

Material and Finish

Housing: Glass-filled PBT
 TPA: Glass-filled PBT, Red
 Ring seal: Silicone, Green
 Back cover: Glass-filled PBT
 CPA: Glass-filled PBT, Red
 Mat seal: Silicone, Green
 Retainer clip: Glass-filled PBT, Natural

Assembly Layout



Note: Tolerances are non-cumulative: ±0.05 mm for all centers.