

## PIEZORESISTIVE OEM PRESSURE TRANSDUCERS

## SERIES 7

### ABSOLUTE- AND SEALED GAUGE PRESSURE

The Series 7 pressure sensors for medium pressure ranges are very compact isolated OEM-sensors with a diameter of only 15 mm. They should be preferred over Series 9 where small dimensions and low weight provide benefits.

A high-sensitivity piezoresistive silicon chip is used for pressure sensing. The chip is protected against ambient influences by a stainless steel housing sealed with a concentrically corrugated diaphragm. The housing is filled with silicone oil for the transfer of the pressure from the diaphragm to the sensing component.

All metal parts in contact with the pressure media are made of stainless steel AISI 316 L. The fully welded housing is vacuum-tight. The connecting pins allow direct PCB mounting or can be used for connecting cables.

#### A Rugged Pressure Transducer

The piezoresistive chip immersed in silicone oil is welded into a housing made of stainless steel AISI 316 L.

#### High Sensitivity

A nominal signal of 200 mV is obtained at a supply current of 1 mA for all standard pressure ranges.

#### Flexibility

Versions: Absolute and sealed gauge pressure. 6 nominal measurement ranges from 5 to 200 bar. Different materials and oil fillings (see options verso).

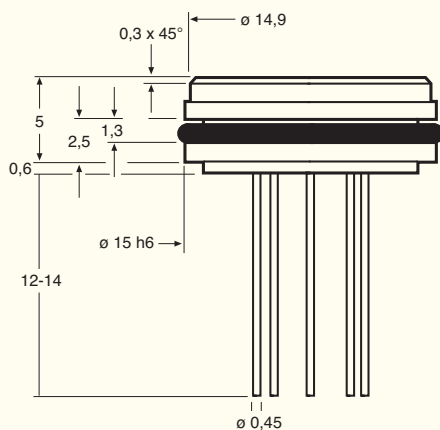
#### Quality

Each pressure transducer is subjected to comprehensive tests for its pressure response and temperature characteristics, and is delivered with an individual calibration certificate stating the characteristics as well as the results of all tests which were performed. Special testing is available if demanded by the customer.

The Series 7 can also be delivered with a laser welded media isolation diaphragm (see data sheet Series 3 L - 10 L). The technique for laser welding stainless steel diaphragms further improves the resistancy against crevice corrosion and still retains all the traditional performance, stability and quality for which KELLER is renowned.

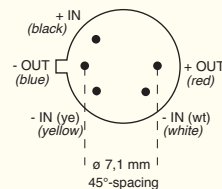


Series 7

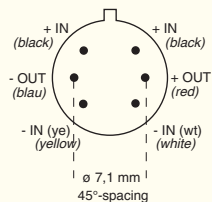


Electrical Connections

Transducer 5 Pin



Transducer 6 Pin





# KELLER

## Specifications

	Standard Pressure Ranges (FS)						
	5	10	20	50	100	200	bar
PAA-7	5	10	20				bar
PA-7	5	10	20	50	100	200	bar
Signal Output typ.* @ Excitation 1 mA	200	200	200	200	200	200	mV
Overpressure	10	20	40	100	200	300	bar

PAA: Absolute. Zero at vacuum PA: Sealed Gauge. Zero at atmospheric pressure (at calibration day) \* ± 40%

Bridge Resistance @ 25 °C	3,5 kΩ	± 20%
Constant Current Supply	1 mA nominal	3 mA max.
Insulation @ 500 VDC	100 MΩ	

Storage-/Operating Temperature	-20... 100 °C
Compensated Range	-10...80 °C <sup>(1)</sup>
Vibration (20 to 5000 Hz)	20 g
Endurance @ 25 °C	> 10 Mio. FS cycles

Housing and Diaphragm	Stainless Steel AISI 316 L
Seal Ring	Viton® <sup>(1)</sup> , iØ 13 x 1 mm
Oil Filling	Silicone Oil <sup>(1)</sup>
Weight	5 g
Dead Volume Change @ 25 °C	< 0,1 mm <sup>3</sup> / FS
Electrical Wires (optional)	0,09 mm <sup>2</sup> (12 x Ø 0,1 mm), Silicone sheathed Ø 1,2 mm, Length: 7 cm <sup>(1)</sup>

Accuracy <sup>(2)</sup>	0,5 %FS typ. <sup>(1)</sup>	1 %FS max.
Offset at 25 °C	< 5 mV (compensated with R5 von 20 Ω <sup>(3)</sup> )	
<b>Temperature Coefficient</b>	<b>0...50 °C</b>	<b>-10...80 °C</b>
- Zero max.	0,025 mV/°C	0,05 mV/°C
- Sensitivity typ. <sup>(4)</sup>	0,02 %/°C	0,05 %/°C
Long Term Stability typ.	0,5 mV	0,75 mV
Natural Frequency (Resonance)	> 30 kHz	

The sensor characteristics may be influenced by installation conditions. Please follow the installation instructions on our product-specific web pages.

<sup>(1)</sup> Others on request.

<sup>(2)</sup> Including linearity, hysteresis and repeatability. Linearity calculated as best straight line through zero.

**Note:** Generally, accuracy and overload is improved by factor of 2 to 4 if the sensor is used in the range of 0...50 %FS.

<sup>(3)</sup> External compensation, potentiometer is not supplied.

<sup>(4)</sup> On request, a maximal TC Sensitivity can be guaranteed or the value for the compensation resistor (Rp) can be indicated.

## Optionen

- Diaphragm and housing made of Hastelloy C-276.
- Oil for low temperatures. Fluorinated oil. Olive oil
- Special characteristics: Linearity, overpressure, lower TC-zero resp. TC-sensitivity
- All pressure ranges between 5 and 200 bar
- Other temperature ranges
- Compensation PCB fitted
- Vented gauge version (PR)
- Mathematical modelling: See data sheet Series 30 X

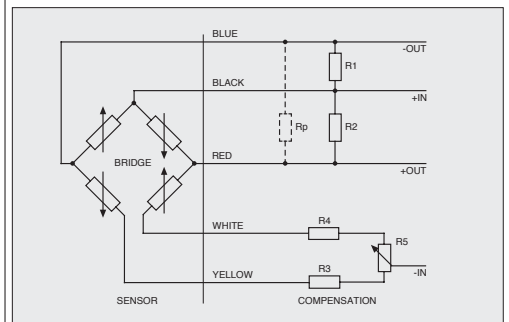
PA-7/20 bar/8476.2 <sup>(a)</sup>				
<sup>(b)</sup> Temp [°C]	<sup>(c)</sup> Zero [mV]	<sup>(d)</sup> +360 [mV]	<sup>(e)</sup> Comp [mV]	<sup>(f)</sup> dZero [mV]
-9.2	-4.9	-12.0	-0.3	-0.3
0.8	-4.5	-11.9	-0.2	-0.2
25.6	-3.5	-11.7	-0.0	0.0
55.0	-2.3	-11.8	-0.1	-0.1
79.7	-1.3	-12.0	-0.3	-0.3
COMP R1	360 kOhm <sup>(g)</sup>	R4	47.0 Ohm <sup>(g)</sup>	
RB	3462 Ohm <sup>(g)</sup>	ZERO	-0.0 mV <sup>(h)</sup>	P_atm 951 mbar <sup>(i)</sup>
<b>SENS</b>	<b>10.92 mV/bar at 1.000 mA <sup>(j)</sup></b>			
LIN <sup>(k)</sup> [bar]	<sup>(l)</sup> [mV]	<sup>(m)</sup> Lnorm [%Fs]	<sup>(n)</sup> Lbfsl [%Fs]	
0.000	0.0	0.00	-0.22	
10.000	109.8	0.29	0.22	
20.000	217.7	-0.29	-0.22	
Long Term Stability Ok <sup>(o)</sup>				
Lot 7.0817.00 <sup>(p)</sup>				
Test 500 Volt Ok <sup>(q)</sup>				
<b>Supply 1.000 mA <sup>(r)</sup></b>				
30.06.15 <sup>(s)</sup> ----- GOLI.D03CqK <sup>(s)</sup>				

Each sensor is delivered with a calibration sheet with the following data:

- <sup>(a)</sup> Type (PA-7) and range (20 bar) of pressure sensor
- <sup>(b)</sup> Test temperatures
- <sup>(c)</sup> Uncompensated zero offset in mV
- <sup>(d)</sup> Zero offset values, in mV, with resistance R1 (+) or R2 (-), in kΩ (for factory computation only)
- <sup>(e)</sup> Zero offset, in mV, with calculated compensation resistors
- <sup>(f)</sup> Temp. zero error, in mV, with compensation resistors
- <sup>(g)</sup> Compensation resistor values R1 / R2 and R3 / R4, RB: Bridge resistance
- <sup>(h)</sup> Offset with compensation resistors R1/ R2 and R3 / R4 fitted (fine adjustment of zero with R5 potentiometer)
- <sup>(i)</sup> Ambient pressure, zero reference for absolute sensors < 20 bar
- <sup>(j)</sup> Sensitivity of pressure sensor
- <sup>(k)</sup> Pressure test points
- <sup>(l)</sup> Signal at pressure test points
- <sup>(m)</sup> Linearity (best straight line through zero)
- <sup>(n)</sup> Linearity (best straight line)
- <sup>(o)</sup> Results of long term stability
- <sup>(p)</sup> Lot (on request, identification of silicon chip)
- <sup>(q)</sup> Voltage insulation test
- <sup>(r)</sup> Excitation (constant current)
- <sup>(s)</sup> Date of test -----Test equipment

### Remarks:

- The indicated specifications apply only for constant current supply of 1 mA. The sensor must not be supplied more than 3 mA. The output voltage is proportional to the current supply (excitation). By using excitation unlike the calibrated excitation the output signal can deviate from the calibrated values.
- If exposed to extreme temperatures, the compensation resistors should have a temperature coefficient of < 50 ppm/°C. Note: Sensor and resistors can be exposed to different temperatures.
- The sensors may be ordered with integrated compensation resistors (surcharge).



Subject to alterations

06/2016

KELLER AG für Druckmesstechnik  
KELLER Ges. für Druckmesstechnik mbH

St. Gallerstrasse 119  
Schwarzwaldstrasse 17

CH-8404 Winterthur  
D-79798 Jestetten

Tel. +41 (0)52 - 235 25 25  
Tel. +49 (0)7745 - 9214 - 0

Fax +41 (0)52 - 235 25 00  
Fax +49 (0)7745 - 9214 - 60