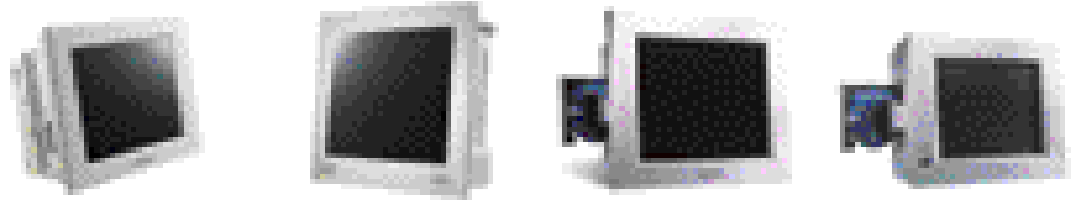








Selection Guide PPC



| Specifications | | PPC-154T | PPC-174T | PPC-153T | PPC-123T |
|-------------------------------|---------------------------------|---|--|---|---|
| CPU Board | | PCM-9683 | PCM-9680 | PCM-9672 | PCM-9672 |
| Processor | | Socket 478 Intel® Pentium® 4 CPU up to 3.06 GHz | Socket 478 Intel® Pentium® 4 CPU up to 3.06 GHz | Socket 370 Pentium® III & Celeron™ CPU up to 1.26 GHz | Socket 370 Pentium® III & Celeron™ CPU up to 1.26 GHz |
| Memory | Size | 128 MB ~2GB DDR SDRAM | 128 MB ~2GB DDR SDRAM | 32 MB - 1 GB SDRAM | 32 MB - 1 GB SDRAM |
| | Module Type | 184 pin DIMM x 2 | 184 pin DIMM x 2 | 168 pin DIMM x 2 | 168 pin DIMM x 2 |
| 2nd Cache Memory | | On-die 512 KB | On-die 512 KB | On-die 256 KB or 512 KB | On-die 256 KB or 512 KB |
| SSD/Type | | Optional 6-in-1 Card reader (MS, SD, SM, MC, ad CF type 1/II sockets) | Optional 6-in-1 Card reader (MS, SD, SM, MC, ad CF type 1/II sockets) | N/A | N/A |
| Display | Size/Type | 15" TFT LCD | 17" TFT LCD | 15" TFT LCD | 12.1" TFT LCD |
| | Max. Resolution | 1024 x 768 | 1280 x 1024 | 1024 x 768 | 800 x 600 |
| | Max. Colors | 256 K or above | 256 K or above | 256 K or above | 256 K or above |
| | Pixel Pitch (mm) | 0.297 x 0.297 | 0.264 x 0.264 | 0.297 x 0.297 | 0.31 x 0.31 |
| | Brightness (cd/m ²) | 250 | 260 | 250 | 300 |
| | Viewing Angle | 120° C | 160° C | 120° C | 90° C |
| | Brightness Control | Yes | Yes | Yes | Yes |
| | Simultaneous Mode | Yes | Yes | Yes | Yes |
| | LCD Lifetime | 50,000 hrs. | 50,000 hrs. | 50,000 hrs. | 50,000 hrs. |
| Backlight MTBF | 25,000 hrs. | 25,000 hrs. | 25,000 hrs. | 25,000 hrs. | |
| VGA | Chipset | Intel® 845GV | Intel® 845GV | VIA 8606 (Twister) | VIA 8606 (Twister) |
| | VRAM | 32 ~64 MB (DVMT) | 32 ~64 MB (DVMT) | 8~32 MB (SMA) | 8~32 MB (SMA) |
| HDD/Type | | One 2.5" drive | One 3.5" drive | One 2.5" drive | One 2.5" drive |
| FDD/Type | | One built-in 3.5" drive | One built-in 3.5" drive | One built-in 3.5" drive | One built-in 3.5" drive |
| PCMCIA Slot | | Support Type II x 2 or Type III x 1 | Support Type II x 2 or Type III x 1 | Support Type II x 2 or Type III x 1 | Support Type II x 2 or Type III x 1 |
| CD-ROM Drive | | One built-in drive, 24x or above | One built-in drive, 24x or above | One built-in drive, 24X or above | One built-in drive, 24X or above |
| DVD-ROM Drive Option | | Yes | Yes | Yes | Yes |
| I/O Port | | 2 COM ports, 1 parallel port, 4 USB ports (V 2.0), PS/2 mouse & K/B, Mic-in/Line-in/Line-out, VGA port, S-Video port, 2 IEEE 1394 ports | 3 COM ports, 1 parallel port, 4 USB ports (V 2.0), PS/2 mouse & K/B, Mic-in/Line-in/Line-out, VGA port, S-Video port | 4 COM ports, 1 parallel port, 2 USB, PS/2 mouse & K/B, Mic-in/Line-in/Line-out, VGA port, game port | 4 COM ports, 1 parallel port, 2 USB, PS/2 mouse & K/B, Mic-in/Line-in/Line-out, VGA port, game port |
| Bus Expansion | | One PCI Slot | 2 PCI slots | One PCI/ISA slot | One PCI/ISA slot |
| Network (LAN) | | 10/100Base-T Ethernet (gigabit Optional) | 10/100Base-T Ethernet (gigabit Optional) | 10/100Base-T Ethernet | 10/100Base-T Ethernet |
| IrDA Transmission | | N/A | N/A | N/A | Yes |
| Power | Output Rating | 180 W | 180 W | 80W / 74W | 80W / 74W |
| | Input Voltage | (100-240 V _{AC} @ 50 ~60 Hz) | (100-240 V _{AC} @ 50 ~60 Hz) | (100-250V _{AC} @ 50-60 Hz) ; 12/24/48 V _{DC} | (100-250 V _{AC} @ 50-60 Hz) ; 12/24/48 V _{DC} |
| Touchscreen | Technology | Analog resistive / Capacitive / SAW | Analog resistive / Capacitive / SAW | Analog resistive / Capacitive / SAW | Analog resistive / Capacitive / SAW |
| | Control Port | USB | RS-232 (COM4) | RS-232 (COM 4) | RS-232 (COM 4) |
| | Light Transmission | 75% (Resistive)/85% (Capacitive)/ 91% (SAW) | 75% (Resistive)/ 85% (Capacitive)/ 91% (SAW) | 75% (Resistive) / 85% (Capacitive) / 91% (SAW) | 75% (Resistive) / 85% (Capacitive) |
| | OS Support | Windows® 95/98/ME/2000/XP, DOS | Windows® 95/98/ME/2000/XP, DOS | Windows® 95 / 98 / ME / NT / 2000 / XP, DOS | Windows® 95 / 98 / ME / NT / 2000 / XP, DOS |
| | Touch Life Cycle | 30 million (Resistive)/20 million (Capacitive)/50 million (SAW) | 1 million (Resistive)/20 million (Capacitive)/50 million (SAW) | 30 million (Resistive) / 20 million (Capacitive) / 50 million (SAW) | 30 million (Resistive) / 20 million (Capacitive) |
| Watchdog Timer | | 62-level, 1 to 62 seconds | 62-level, 1 to 62 seconds | 62-level, 1 to 62 seconds | 62-level, 1 to 62 seconds |
| Working Temperature | | 0 - 45° C (32 - 113° F) | 0 - 45° C (32 - 113° F) | 0 - 45° C (32 - 113° F) | 0 - 45° C (32 - 113° F) |
| Front Panel Protection | | NEMA 4/IP65 compliant (systems with SAW T/S excluded) | NEMA 4/IP65 compliant (systems with SAW T/S excluded) | NEMA 4 / IP65 compliant (systems with SAW T/S excluded) | NEMA 4 / IP65 compliant |
| Certificate | | BSMI, VCCI, UL, CE, FCC Class B, CSA | BSMI, VCCI, UL, CE, FCC Class B, CSA | BSMI, VCCI, UL, CE, FCC Class B, CSA, CCC | BSMI, VCCI, UL, CE, FCC Class B, CSA, CCC |
| Dimensions (W x H x D) | | 420 x 223.3 x 130.5 mm (16.54" x 12.72" x 5.12") | 446 x 382 x 127 mm (17.56" x 15.04" x 5") | 420 x 323 x 106 mm (16.54" x 12.72" x 4.17") | 375 x 285.5 x 104.4 mm (14.76" x 11.24" x 4.11") |
| Weight | | 7 KG (15.4 lbs) | 10.5 KG (23 lbs) | 6.5 kg (14.3 lbs) | 5.2 kg (11.5 lbs) |



| PPC-103T | PPC-L126T | PPC-105T | PPC-S154T | PPC-S153T | PPC-S123T |
|---|--|--|--|--|---|
| PCM-9573 | PCM-9671 | PCM-5821 | PCM-9681 | PCM-9670 | PCM-9573 |
| Socket 370 Pentium® III & Celeron™ CPU to 850 MHz | VIA Eden 667 MHz on board | AMD Geode GX1 300 MHz | Socket 478 Mobile Intel® Pentium® 4 Processor-M CPU up to 2.2 G (built-in 1.7 GHz) | Socket 370 Pentium® III & Celeron™ CPU to 1 GHz | Socket 370 Pentium® III & Celeron™ CPU to 850 MHz |
| 32 - 512 MB SDRAM | 32 MB - 1 GB SDRAM | 16 - 128 MB SDRAM | 64~1 GB DDR SDRAM (standard is built-in 256 MB) | 32 MB - 1 GB SDRAM | 32 - 512 MB SDRAM |
| 144 pin SODIMM x 2 | 168 pin DIMM x 2 | 144 pin SODIMM x 1 | 200 pin SODIMM x2 | 144 pin SODIMM x 2 | 144 pin DIMM x 2 |
| On-die 256 KB | On-die 64 KB | On-die 16 KB | On-die 512 KB | On-die 256 KB | On-die 256 KB |
| Supports 1 internal CompactFlash™ Type I socket | Support 1 internal CompachFlash Type II socket | Supports 1 internal CompactFlash Type I socket | Support 1 internal CompactFlash Type II socket | Supports 1 internal CompactFlash Type II socket | Supports 1 internal CompactFlash Type I socket |
| 10.4" TFT LCD | 12.1" TFT LCD | 10" TFT LCD | 15" TFT-LCD | 15" TFT LCD | 12.1" TFT LCD |
| 800 x 600 | 800 x 600 | 800 x 600 | 1024 x 768 | 1024 x 768 | 800 x 600 |
| 256 K or above | 256 K or above | 256 K or above | 256K or above | 256 K or above | 256 K or above |
| 0.26 x 0.26 | 0.31 x 0.31 | 0.25 x 0.25 | 0.297 x 0.297 | 0.297 x 0.297 | 0.31 x 0.31 |
| 250 | 200 | 170 | 250 | 250 | 300 |
| 90° C | 90° C (min) | 100° C | 120° C | 120° C | 100° C |
| Yes | Yes | Yes | Yes | Yes | Yes |
| Yes | Yes | Yes | Yes | Yes | Yes |
| 50,000 hrs. | 50,000 hrs. | 50,000 hrs. | 50,000 hrs | 50,000 hrs. | 50,000 hrs. |
| 20,000 hrs. | 20,000 hrs. | 20,000 hrs. | 25,000 hrs | 25,000 hrs. | 25,000 hrs. |
| SMI710/SMI721 | VIA 8606 (Twister) | AMD CX 5530 | Intel® 845GV | SMI721 | SMI710/SMI721 |
| 4 MB | 8~32 MB (SMA) | 2~4 MB | 32~64 MB (DVMT) | 4 MB | 4 MB |
| One 2.5" drive | One 2.5" drive | One 2.5" drive | One 2.5" drive | One 2.5" drive | One 2.5" drive |
| Support one external FDD connector | N/A | Support one external FDD connector | One built-in 3.5" drive | One built-in 3.5" drive | 1 external FDD connector |
| N/A | N/A | N/A | One built-in 3.5" drive | N/A | N/A |
| One external IDE connector | One built-in drive, 24X or above | One external IDE connector | One built-in drive, 24X or above | Yes | 1 external IDE connector |
| One external IDE connector | Yes | N/A | Yes | Yes | 1 external IDE connector |
| 4 COM ports, 1 parallel port, 2 USB, PS/2 mouse & K/B, VGA port Mic-in/Line-out | 4 COM ports, 1 parallel port, 2 USB, PS/2 mouse & K/B, VGA port, Mic-in/Line-in/Line-out | 4 COM ports, 1 parallel port, 2 USB, PS/2 mouse & K/B, Mic-in/Line-in/Line-out, VGA port | 2 COM ports, 4 USB v2.0 ports, PS/2 mouse & KB, Mic-in/Line-in/Line-out, VGA port, S-Video port for option | 2 COM ports, 1 parallel port, 4 USB, PS/2 mouse & K/B, Mic-in/Line-in/Line-out | 4 COM ports, 1 parallel port, 2 USB, PS/2 mouse & K/B, Line-in/Line-out |
| One PCI/ISA slot | One PCI/ISA slot, One MINI PCI socket | One PCI/ISA slot | One MINI PCI Socket | One Mini PCI Socket | One PCI/ISA slot |
| 10/100Base-T Ethernet | 10/100Base-T Ethernet | 10/100Base-T Ethernet | 10/100Base-T Ethernet, Gigabit for option | 10/100Base-T Ethernet | 10/100Base-T Ethernet |
| N/A | N/A | N/A | Yes | Yes | N/A |
| 65W / 75W; 60W | 60 W | 75W/65W; 60W | 70W | 70 W | 60 W |
| (100-250 V _{AC} @ 50-60 Hz) ; 12/24 V _{DC} | 24V _{DC} | 100-250 V _{AC} /50-60 Hz; 24 V _{DC} /12 V _{DC} | 24V _{DC} | 24V _{DC} | 24V _{DC} |
| Analog resistive | Analog resistive | Analog resistive | Resistive | Analog resistive | Analog resistive |
| RS-232 (COM 4) | RS-232 (COM 4) | RS-232 (COM 4) | RS-232 (COM 4) | PS/2 | RS-232 (COM 4) |
| 75% | 75% | 75% | 75% | 75% | 75% |
| Windows® 95 / 98 / ME / NT / 2000 / XP, DOS | Windows® 98 / ME / NT 2000 / XP, DOS | Windows® 95 / 98 / ME / NT / DOS | Windows® 95/98/ME/2000/ XP, DOS | Windows® 95 / 98 / ME / NT / 2000, DOS / XP | Windows® 95 / 98 / ME / NT / 2000, DOS / XP |
| 1 million | 1 million | 30 million | 30 million | 1 million | 1 million |
| 62-level, 1 to 62 seconds | 62-level, 1 to 62 seconds | 62-level, 1 to 62 seconds | 62-level, 1 to 62 seconds | 62-level, 1 to 62 seconds | 63-level, 1 to 63 seconds |
| 0 - 45° C (32 - 113° F) | 0 - 40° C (32 - 104° F) | 0 - 40° C (32 - 104° F) | 0-45° C (32-113° F) | 0 - 45° C (32 - 113° F) | 0 - 45° C (32 - 113° F) |
| NEMA 4 / IP65 compliant | NEMA 4 / IP65 compliant | NEMA 4 / IP65 compliant | NEMA4 / IP 65 compliant | NEMA 4 / IP65 compliant | NEMA 4 / IP65 compliant |
| VCCI, UL, CE, FCC Class B, CSA, CCC | BSMI, VCCI, UL, CE, FCC Class B, CSA, CCC | UL, CE, FCC Class B, CSA, CCC | UL, CE, FCC Class B, CB, CSA | UL, CE, FCC Class B, CSA | UL, CE, FCC Class B, CSA |
| 342 x 265 x 92.4 mm (13.5" x 10.4" x 3.64") | 340.5 x 269.3 x 70.5 mm (13.41" x 10.6" x 2.78") | 342 x 265 x 92.4 mm (13.5" x 10.4" x 3.64") | 375 x 299 x 49 mm (14.76" x 11.77" x 1.93") | 375 x 299 x 49mm (14.76" x 11.77" x 1.93") | 311 x 237 x 54.5 mm (12.24" x 9.33" x 2.15") |
| 3.5 kg (7.7 lbs) | 3.25 kg (7.15 lbs) | 3.2 kg (7.1 lbs) | 4.9 kg (10.78 lbs) | 4.9 kg (10.78 lbs) | 5.2 kg (11.5 lbs) |