

Glass/Silicon Passivated Rectifiers
 Type PR - P600A(G/S) Thru P600M(G/S)
 Reverse Voltage - 50 to 1000 Volts
 Forward Current - 6.0 Amperes

△ Features

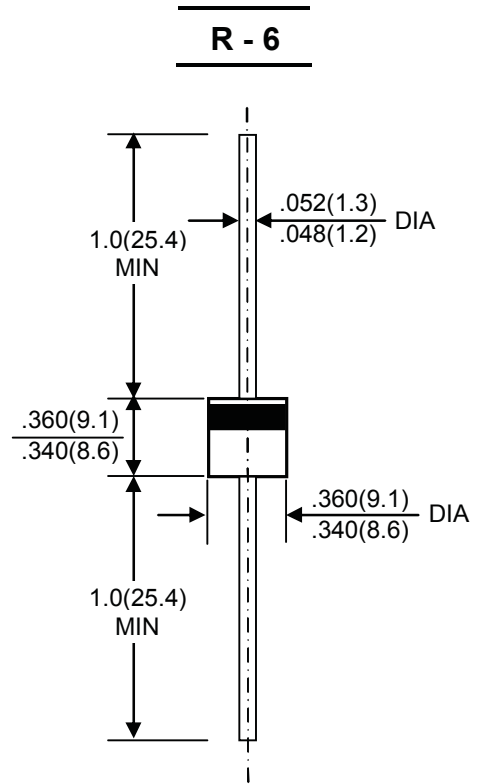
- Low cost
- Diffused junction
- Low forward voltage drop
- Low reverse leakage current
- High current capability
- The plastic material carries UL recognition 94V-0

△ Mechanical Data

- Case: JEDEC R-6 molded plastic
- Polarity: Color band denotes cathode
- Weight: 0.07 ounces, 2.1 grams
- Mounting position: Any

△ Maximum Ratings and Electrical Characteristics

Ratings at 25°C ambient temperature unless otherwise specified.
 Single phase, half wave, 60Hz, resistive or inductive load.

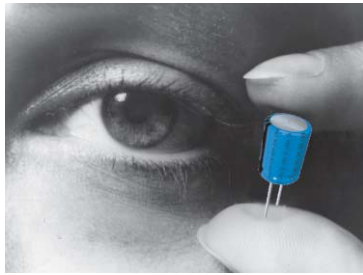


Dimensions in inches and (millimeters)

CHARACTERISTICS	SYMBOL	P600A	P600B	P600D	P600G	P600J	P600K	P600M	UNIT
Maximum Recurrent Peak Reverse Voltage	V _{RRM}	50	100	200	400	600	800	1000	V
Maximum RMS Voltage	V _{RMS}	35	70	140	280	420	560	700	V
Maximum DC Blocking Voltage	V _{DC}	50	100	200	400	600	800	1000	V
Maximum Average Forward Rectified Current @T _A =60°C	I _(AV)	6.0							A
Peak Forward Surge Current 8.3ms Single Half Sine-Wave Super Imposed on Rated Load(JEDEC Method)	I _{FSM}	400							A
Maximum Forward Voltage at 6.0A DC	V _F	0.95							V
Maximum DC Reverse Current @T _J =25°C at Rated DC Blocking Voltage @T _J =100°C	I _R	10 100							uA
Typical Junction Capacitance (Note1)	C _J	100							pF
Typical Thermal Resistance (Note2)	R _{θJA}	10							°C/W
Operating Temperature Range	T _J	-55 to +150							°C
Storage Temperature Range	T _{STG}	-55 to +150							°C

NOTES:1.Measured at 1.0 MHz and applied reverse voltage of 4.0V DC
 2.Thermal resistance junction of lead.

Fixed Component Diodes



Glass/Silicon Passivated Rectifiers
Type PR - P600A(G/S) Thru P600M(G/S)

Δ Rating and Characteristics Curves

FIG. 1 – FORWARD CURRENT DERATING CURVE

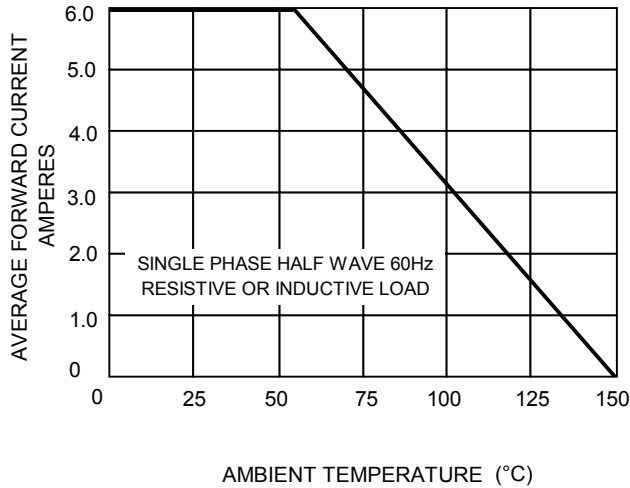


FIG. 2 – MAXIMUM NON-REPETITIVE SURGE CURRENT

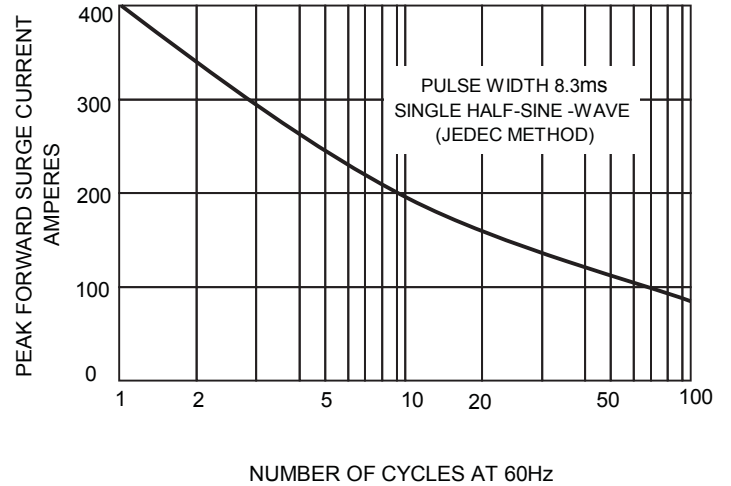


FIG.3 – TYPICAL JUNCTION CAPACITANCE

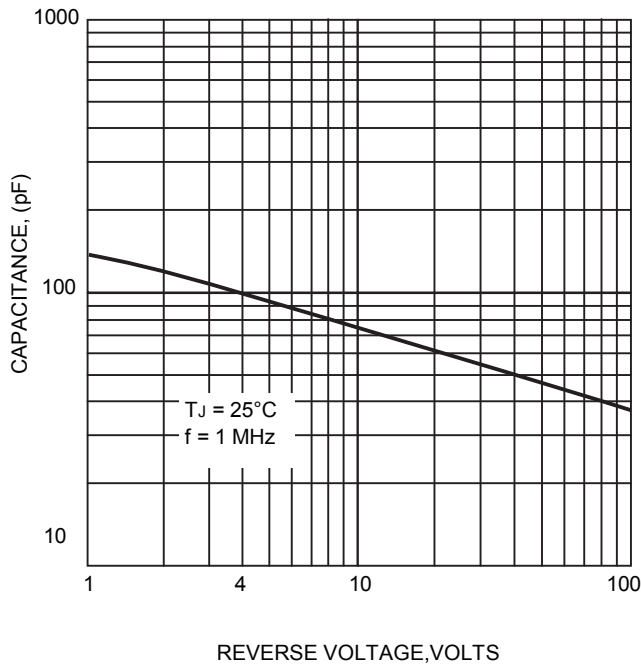


FIG.4-TYPICAL FORWARD CHARACTERISTICS

