

Wirewound Resistors Flame-Proof Coating
Type - RLE/KNP Series

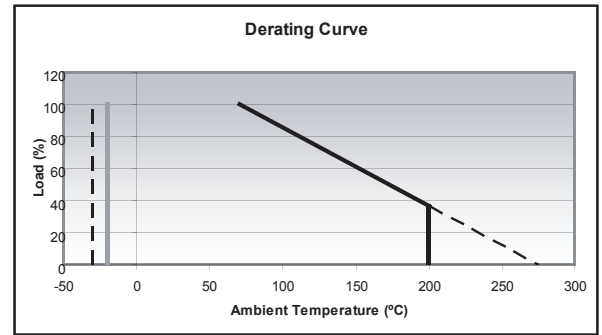
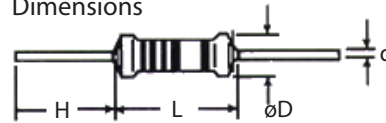
△ Features

- Resistance wire wound on a alkaliless ceramic
- Ceramic coated with a non-corrosive, high insulating heat proof material
- Super heat dissipation
- Small linear temperature coefficient, instant overload capability, low noise

△ Applications

- Suitable for printed circuit board mounting.
- High Temperature application in medical, telecom and consumer electronic equipment.

Dimensions

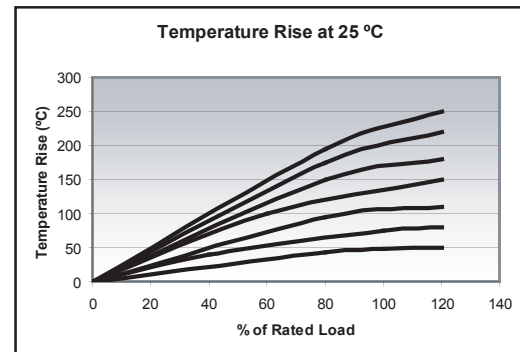


△ Specifications

Characteristics	Condition	Spec.
Resistance Temp. Coeff.	- 30°C~ 200°C	±300 PPM/°C
Short Time Overload	5 times of rated wattage for 5 sec.	±2%
Rate Load	Rate Watt 30 min.	±1%
Voltage Durability	500V AC 1 Min.	NOT CHANGED
Insulation Resistance	500V MEGGER	500 MΩ
Temp. Cycle	- 30°C~ 85°C 5 Cycles	±1%
Load Life	70°C On-Off Cycle 1000 Hrs.	±5%
Moisture-proof Load Life	40°C 95% Rh On-Off Cycle 500 Hrs.	±3%
Incombustibility	6 times of rated wattage for 5 min.	Not Flamed

△ Dimensions

Wattage	Dimension(mm)				Resistance Range(Ω)	Dielectric Voltage(V)
	D±1.5	L±1.5	H±3	d±0.05		
1/2 W	3.5	9	27	0.6	0.1~300	500
1 W	4	12	28	0.65	0.1~499	500
2 W	5	15.5	28	0.8	0.1~1.5K	500
3 WS	5.5	16	28	0.8	0.1~1.5K	500
3 W	6	17.5	28	0.8	0.1~1.5K	500
5 WS	6.5	18	28	0.8	0.5~1.5K	500
5 W	8.5	25	38	0.8	0.5~1.5K	500
7 W	8.5	30	38	0.8	0.5~3K	500
8 W	8.5	40	38	0.8	1~3K	800
10 W	8.5	53	38	0.8	1~3K	1000



- Note/Resistance up to 15Ω maximum for non-inductive type higher resistance values other than the list are also available.