## FEATURES:

- 1 MHz ~ 1500 MHz;
- 14.0 dB Gain;
- 5.0dB Noise Figure;
- 29.0 dBm $P_{1dB}$;
- 44.0 dBm $IP_3$;
- RoHS Compliant.

## APPLICATIONS:

- Base Station;
- Data Communication;
- Tower Top;
- GPS;
- Measurement.

# LPA00011500A, 1 MHz ~ 1500 MHz WIDE BAND POWER AMPLIFIER

## ELECTRICAL SPECIFICATIONS @ 21 °C

| Symbol | Parameters/Conditions | Unit | Min | Typical | Max |
|---|---|---|---|---|---|
| G | Gain | dB | 13 | 14 | 15 |
| ΔG | Gain Flatness | dB | | ±0.5 | |
| $VSWR_1$ | Input VSWR | Ratio | | | 2.2:1 |
| $VSWR_2$ | Output VSWR | Ratio | | | 2.2:1 |
| $S_{12}$ | Reverse Isolation | dB | 23 | 25 | |
| NF | Noise Figure | dB | | 5 | 10 |
| $OIP_3$ | Output 3rd Order Intercept | dBm | 42 | 45 | |
| $P_{1dB}$ | Output 1dB Gain Compression | dBm | 27.0 | 29 | |
| $I_{dd}$ | Device Current ($V_{dd}$=+12V) | mA | | 200 | |
| $V_{dd}$ | Positive Power Supply Voltage | V | +11.5 | +12 | +15 |
| $Z_0$ | Impedance | Ohm | | 50 | |

## ABSOLUTE MAXIMUM RATINGS[1]

| Parameters/Conditions | Unit | Maximum |
|---|---|---|
| Channel Temperature | °C | +150 |
| CW RF Input Power | dBm | 20 |
| DC Supply Voltage | V | 16 |
| Drain Current | mA | 250 |
| Thermal Resistance | °C/W | 40 |
| Total Power Dissipation | W | 3.0 |
| Operating Temperature | °C | -40 ~ +85 |
| Storage Temperature | °C | -55 ~ +125 |

[1] Operation beyond these limits may cause permanent damage.

## ELECTRICAL PERFORMANCE/MECHANICAL OUTLINE

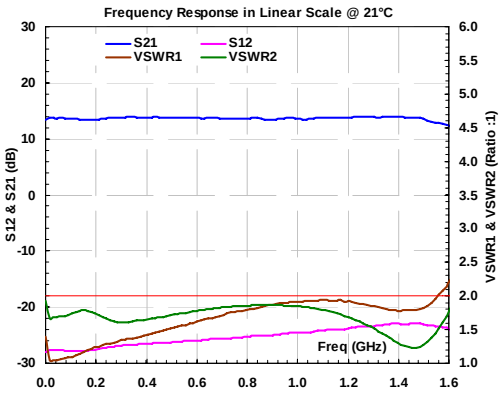


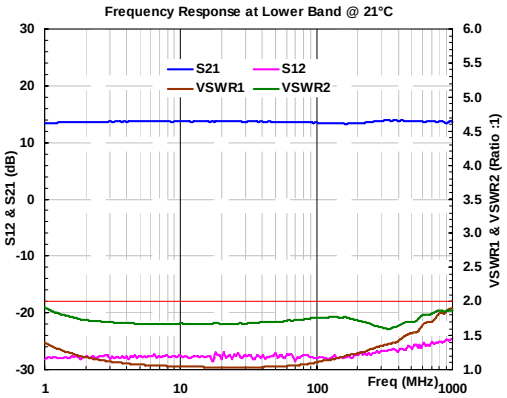


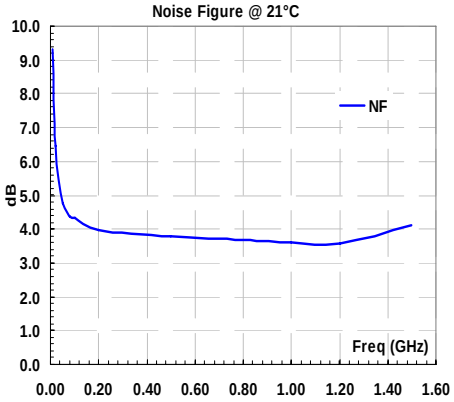


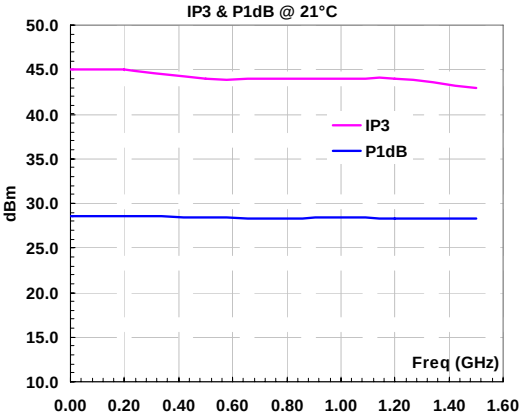


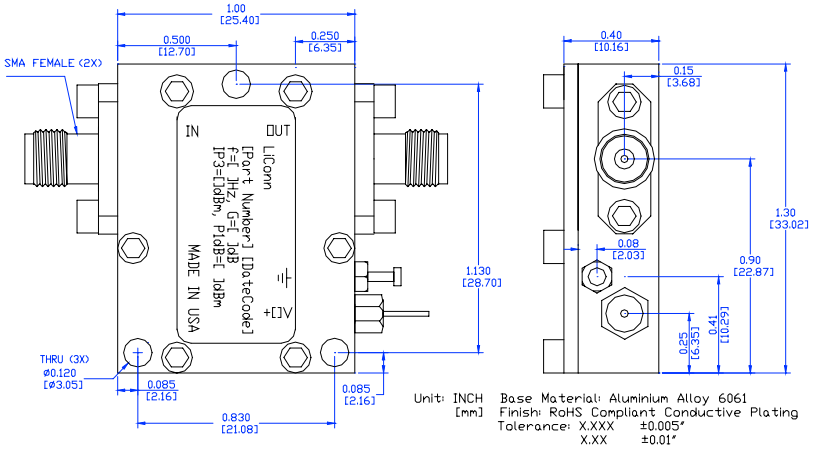


## ORDERING INFORMATION: LPA00011500A


Tel: 1-651-482-1848
Fax: 1-651-482-1573


Rev 1.1


© Copyright 2011 LiConn, Inc.
Specifications and information are subject to change without notice.



sales@liconn.com
http://www.liconn.com