

FEATURES:

- 2.0 GHz ~ 6.0 GHz;
- 25 dB Gain;
- 1.0 dB Noise Figure;
- 12.0 dBm P_{1dB};
- 22.0 dBm IP₃;
- Unconditional Stable;
- Precision machined housing;
- RoHS Compliant.

APPLICATIONS:

- WiMAX;
- Security System;
- Defense;
- Measurement;
- Fixed Wireless;
- Mobile Infrastructure.



LNA20006000B, 2.0 GHz ~ 6.0 GHz WIDE BAND LOW NOISE AMPLIFIER

ELECTRICAL SPECIFICATIONS @ 21 °C

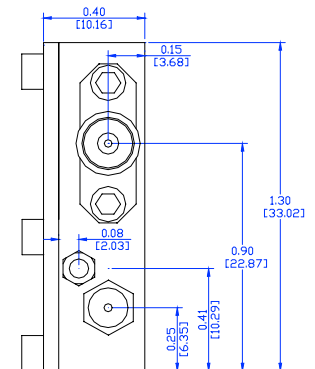
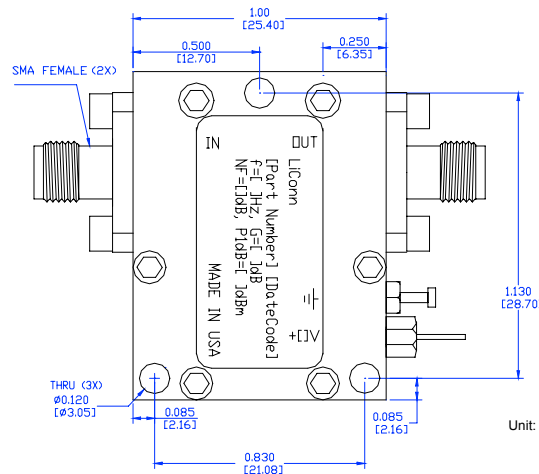
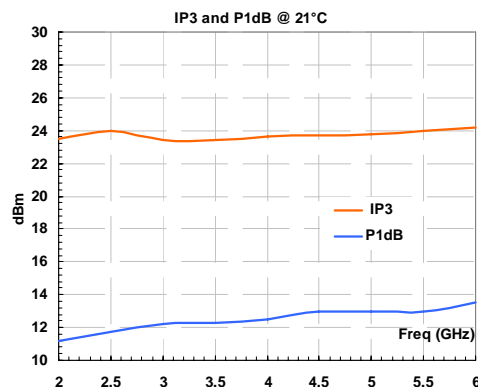
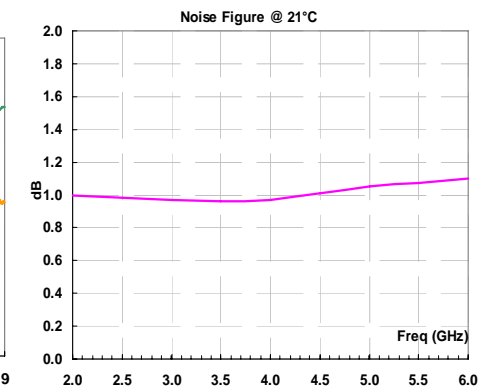
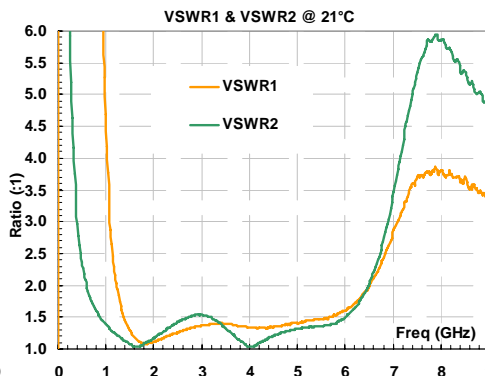
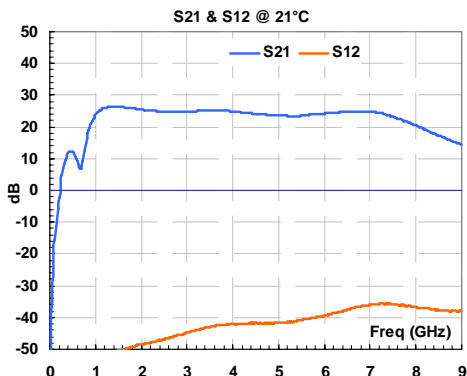
Symbol	Parameters/Conditions	Unit	Min	Typical	Max
G	Gain	dB	23	25	27
ΔG	Gain Flatness	dB		±1.0	
VSWR ₁	Input VSWR	Ratio		1.8:1	2:1
VSWR ₂	Output VSWR	Ratio		1.5:1	2:1
S ₁₂	Reverse Isolation	dB		40	
NF	Noise Figure	dB		1.0	1.2
OIP ₃	Output 3 rd Order Intercept	dBm		22	
P _{1dB}	Output 1dB Gain Compression	dBm	10	12	
I _{dd}	Device Current (V _{dd} =+5/12v)	mA		40	
V _{dd}	LNA20006000B	V	+4.7	+5.0	+5.3
	LNA20006000B-12	V	+8.0	+12.0	+16.0
Z ₀	Impedance	Ohm		50	

ABSOLUTE MAXIMUM RATINGS¹

Parameters/Conditions	Unit	Maximum
Channel Temperature	°C	+150
CW RF Input Power	dBm	+10
DC Supply Voltage	V	+6.0
		+16.0
Drain Current	mA	70
Thermal Resistance	°C/W	220
Total Power Dissipation	mW	400
Operating Temperature	°C	-40 ~ +85
Storage Temperature	°C	-55 ~ +125

[1] Operation beyond these limits may cause permanent damage.

ELECTRICAL PERFORMANCE/MECHANICAL OUTLINE



Unit: INCH Base Material: Aluminium Alloy 6061
 [mm] Finish: RoHS Compliant Conductive Plating
 Tolerance: X.XXX ±0.005"
 X.XX ±0.01"

ORDERING INFORMATION:

Part Number	V _{dd} (V)
LNA20006000B	+5.0
LNA20006000B-12	+12.0