

FEATURES:

- 1.2 GHz ~ 1.6 GHz;
- 17 dB Gain;
- 0.5 dB Noise Figure;
- 15.0 dBm P_{1dB};
- 30.0 dBm IP₃;
- Precision machined housing;
- RoHS Compliant.

APPLICATIONS:

- GPS;
- Avionics;
- Defense;
- Measurement;
- Fixed Wireless.



LNA12001600C, 1.2 GHz ~ 1.6 GHz WIDE BAND LOW NOISE AMPLIFIER

ELECTRICAL SPECIFICATIONS @ 21 °C

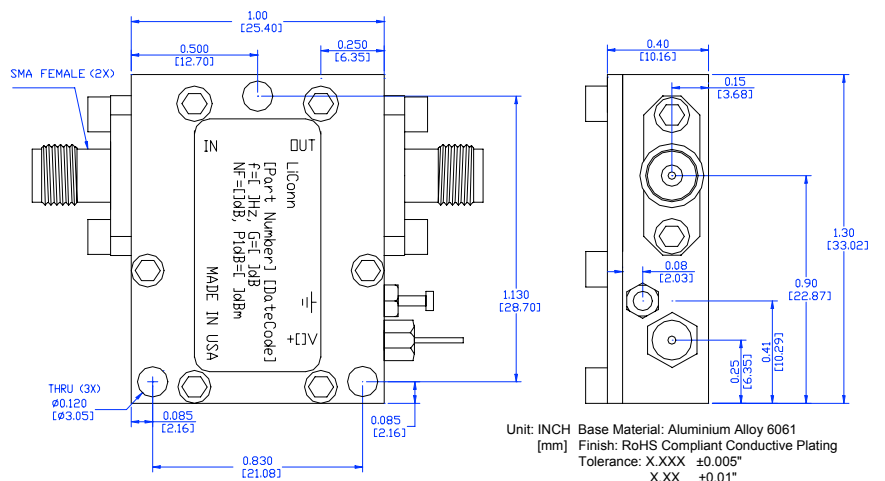
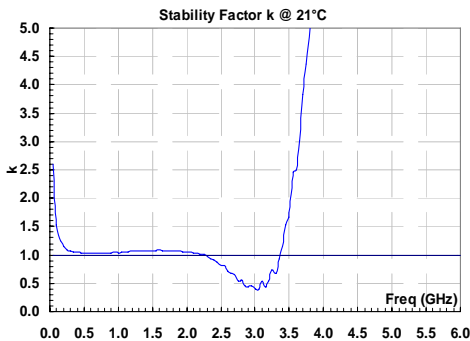
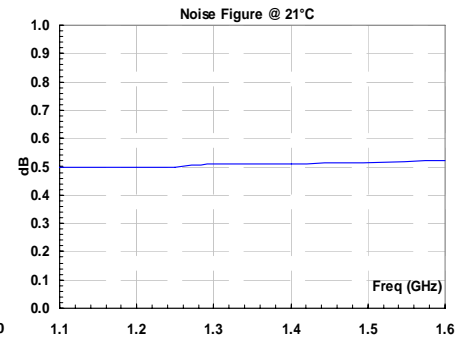
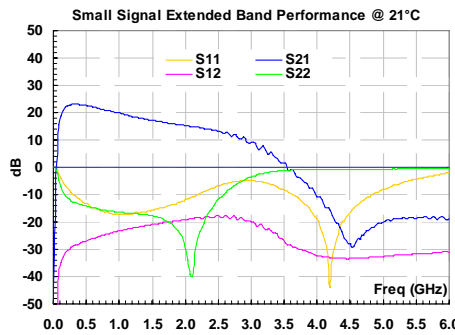
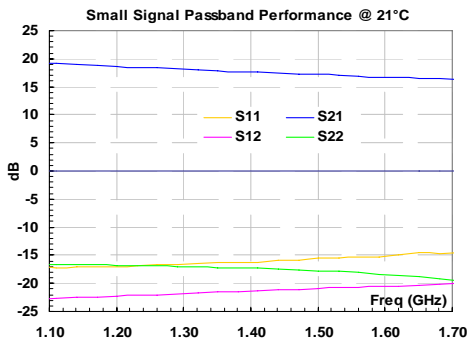
Symbol	Parameters/Conditions	Unit	Min	Typical	Max
G	Gain	dB	15	17	19
ΔG	Gain Flatness	dB		±1.0	
VSWR ₁	Input VSWR	Ratio		1.35:1	1.5:1
VSWR ₂	Output VSWR	Ratio		1.35:1	1.5:1
S ₁₂	Reverse Isolation	dB	20	22	
NF	Noise Figure	dB		0.50	0.65
OIP ₃	Output 3 rd Order Intercept	dBm	26	30	
P _{1dB}	Output 1dB Gain Compression	dBm	13	15	
I _{dd}	Device Current (V _{dd} =+12V)	mA	40	50	
V _{dd}	DC Power Supply Voltage	V	+9	+12	+15
Z ₀	Impedance	Ohm		50	

ABSOLUTE MAXIMUM RATINGS¹

Parameters/Conditions	Unit	Maximum
Channel Temperature	°C	+150
CW RF Input Power	dBm	+10
DC Supply Voltage	V	16
Drain Current	mA	80
Thermal Resistance	°C/W	215
Total Power Dissipation	mW	400
Operating Temperature	°C	-40 ~ +85
Storage Temperature	°C	-55 ~ +125

[1] Operation beyond these limits may cause permanent damage.

ELECTRICAL PERFORMANCE/MECHANICAL OUTLINE



ORDERING INFORMATION: LNA12001600C