

FEATURES:

- 2.0 GHz ~ 2.6 GHz;
- 26 dB Gain;
- 0.7 dB Noise Figure;
- 12.0 dBm P_{1dB};
- Unconditional Stable;
- Precision machined housing;
- RoHS Compliant.

APPLICATIONS:

- Receiver;
- Wireless Data Communication;
- Measurement.



LNA20002600A, 2.0 GHz ~ 2.6 GHz WIDE BAND LOW NOISE AMPLIFIER

ELECTRICAL SPECIFICATIONS @ 21 °C

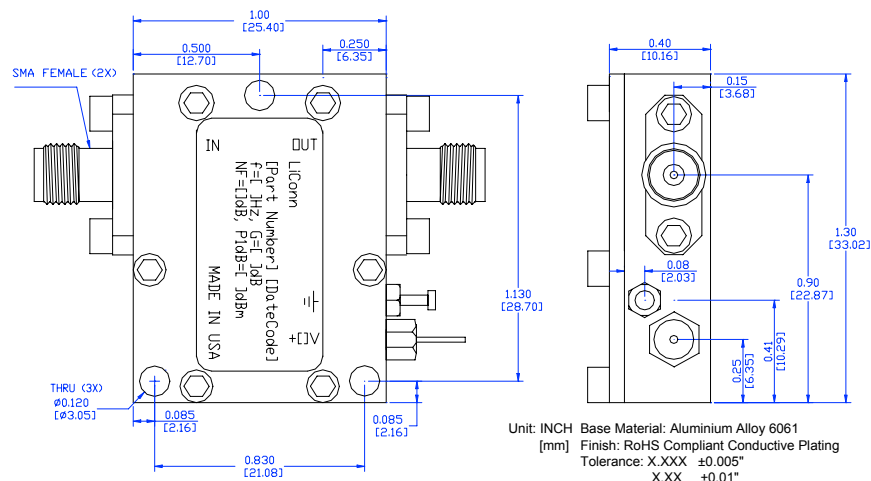
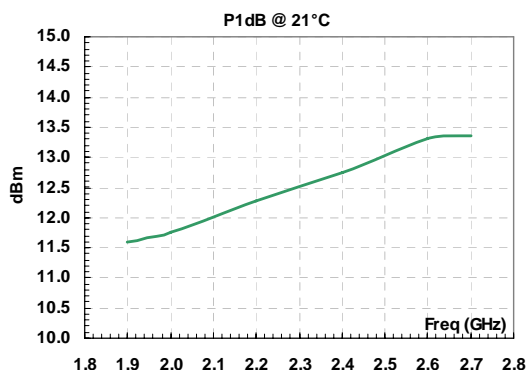
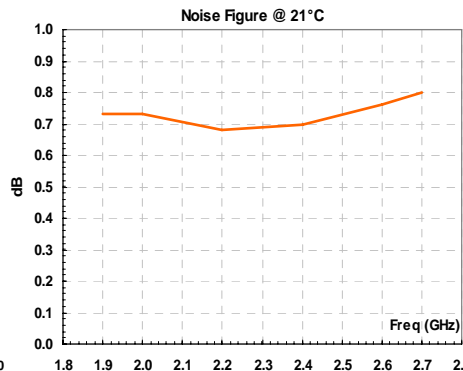
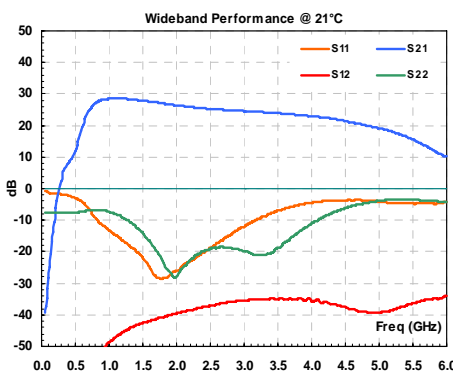
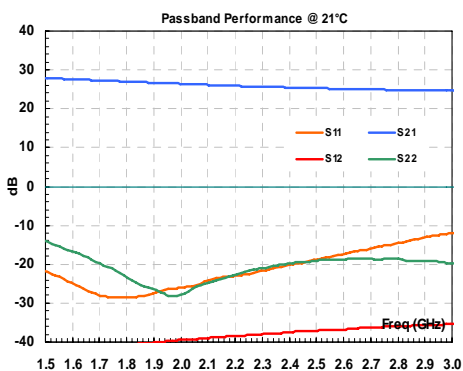
Symbol	Parameters/Conditions	Unit	Min	Typical	Max
G	Gain	dB	24	26	27
ΔG	Gain Flatness	dB		±0.75	±1.0
VSWR ₁	Input VSWR	Ratio		1.4:1	1.5:1
VSWR ₂	Output VSWR	Ratio		1.4:1	1.5:1
S ₁₂	Reverse Isolation	dB	35	37	
NF	Noise Figure	dB		0.7	0.8
P _{1dB}	Output 1dB Gain Compression	dBm	11	12.5	
I _{dd}	Device Current (V _{dd} =+5V)	mA	50	55	60
V _{dd}	DC Power Supply Voltage	V	+4.7	+5.0	+5.3
Z ₀	Impedance	Ohm		50	

ABSOLUTE MAXIMUM RATINGS¹

Parameters/Conditions	Unit	Maximum
Channel Temperature	°C	+150
CW RF Input Power	dBm	+10
DC Supply Voltage	V	+7.0
Drain Current	mA	80
Thermal Resistance	°C/W	220
Total Power Dissipation	mW	500
Operating Temperature	°C	-40 ~ +85
Storage Temperature	°C	-55 ~ +125

[1] Operation beyond these limits may cause permanent damage.

ELECTRICAL PERFORMANCE/MECHANICAL OUTLINE



ORDERING INFORMATION: LNA20002600A

Tel: 1-651-482-1848
 Fax: 1-651-482-1573

Rev 1.2

© Copyright 2014 LiConn, Inc.
 Specifications and information are subject to change without notice.

sales@liconn.com
<http://www.liconn.com>