

MAFL-010465-CD0B20



Filter, MoCA Diplexer
5 - 42 / 88 - 1002 MHz

Rev. V3


Features

- ◆ RoHS Compliant
- ◆ Surface mount
- ◆ 75 ohm

Description

M/A-Com's MAFL-010465-CD0B20 is a low cost, low profile diplexer filter designed for use in CATV set-top box and cable modem applications.

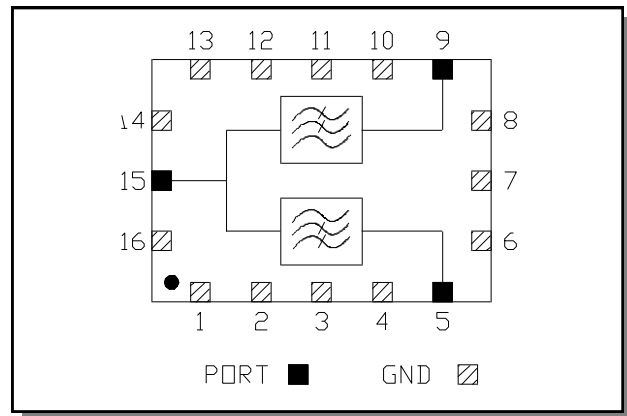
Product Photo



Pin Configuration

Pin No.	Function
5	Forward Path Port
9	Reverse Path Port
15	Common Port
1-4,6,7,8,10-14,16	Ground

Block Diagram

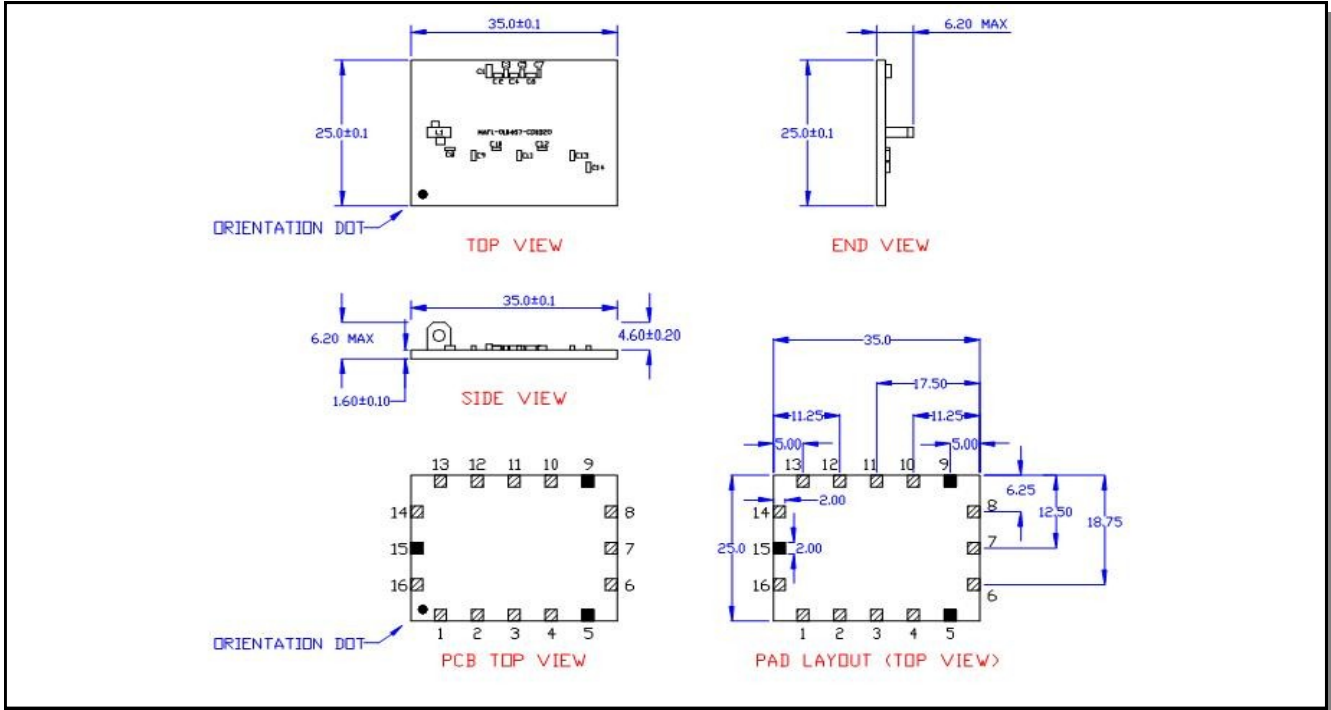


Target Electrical Specifications @ 25°C,

Parameter	Conditions	Units	Min	Typ	Max
Frequency Range		MHz	5		1002
Impedance		Ω		75	
Forward Path Loss (HPF)	5 MHz — 38 MHz	dB	-60	-63	-
	38 MHz — 42 MHz	dB	-57	-59	-
	88 MHz — 1002 MHz	dB	-	-1.2	-1.5
Reverse Path Loss (LPF)	5 MHz — 38 MHz	dB	-	-1.2	-1.8
	38 MHz — 42 MHz	dB	-	-1.8	-2.1
	54 MHz — 60 MHz	dB	-47	-52	-
	60 MHz — 108 MHz	dB	-61	-70	-
	108 MHz — 500 MHz	dB	-70	-78	-
	500 MHz — 1002 MHz	dB	-54	-64	-
Common Port Return Loss	5 MHz — 42 MHz	dB	-12	-15	-
	88MHz — 1002 MHz	dB	-10	-12	-

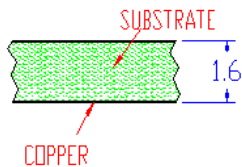
1 Note: Typical Specs may only be achieved when using the recommended filter layout on page 2.

Outline Drawing Note: Dimensions in mm (Tol +/-0.1 unless otherwise specified)

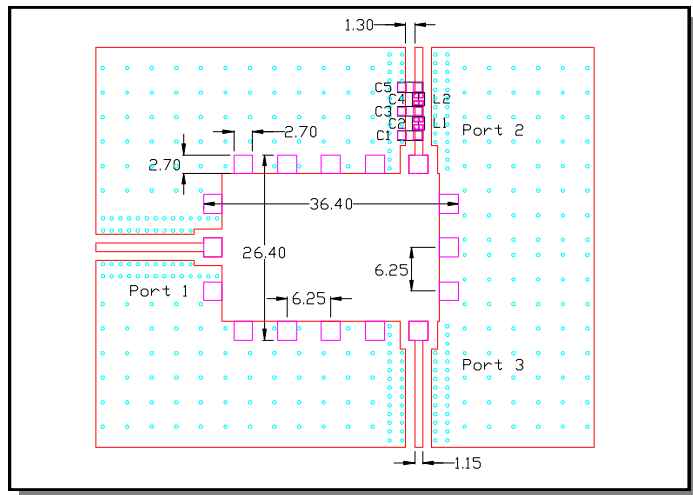


Notes:

- Input and output track dimension = 1.15mm
- Gap dimension = 1.3mm
- It is not recommended to run tracks under the filter unless they are greater than 1.6mm below the base.
- Ground should be 1.6mm below the base of the filter.
- Area directly under the filter should be free from copper.
- RF shield should be kept a minimum of 6mm above the filter.
- Recommended stack up as follows:



Recommended Footprint



Recommended Maximum Ratings

Parameter	Units	Min	Max
Input Power	mW		250
DC Current	mA		30
Operating Temperature Range	°C	-40	+85
Storage Temperature Range	°C	-55	+125

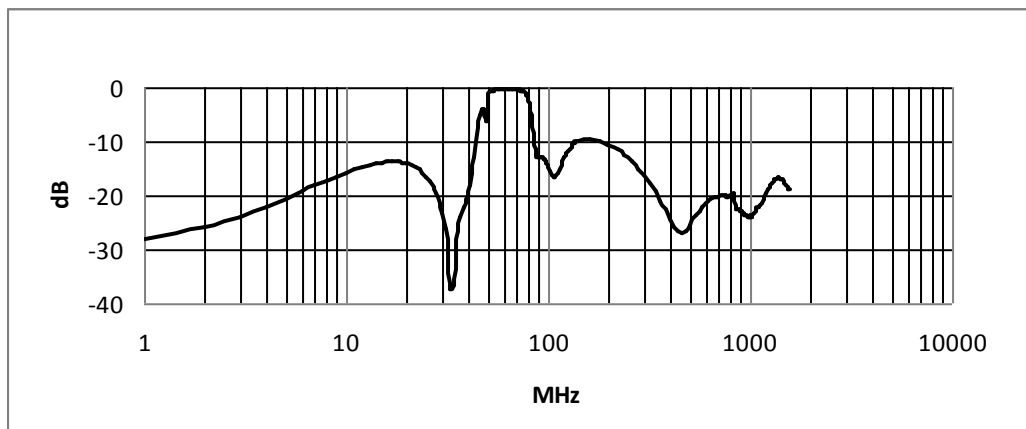
Description	Ref Des	Qty
CAP, SMT, 0603, 15pF, +/-2%, 50V, COG	C1	1
CAP, SMT, 0402, 22pF, +/-2%, 50V, COG	C2	1
CAP, SMT, 0603, 43pF, +/-2%, 50V, COG	C3	1
CAP, SMT, 0402, 9.1pF, +/-2%, 50V, COG	C4	1
CAP, SMT, 0603, 15pF, +/-2%, 50V, COG	C5	1
Inductor, SMT, 0402, 150nH, +/-5%	L1, L2	2

• Full temperature plots are available upon request.

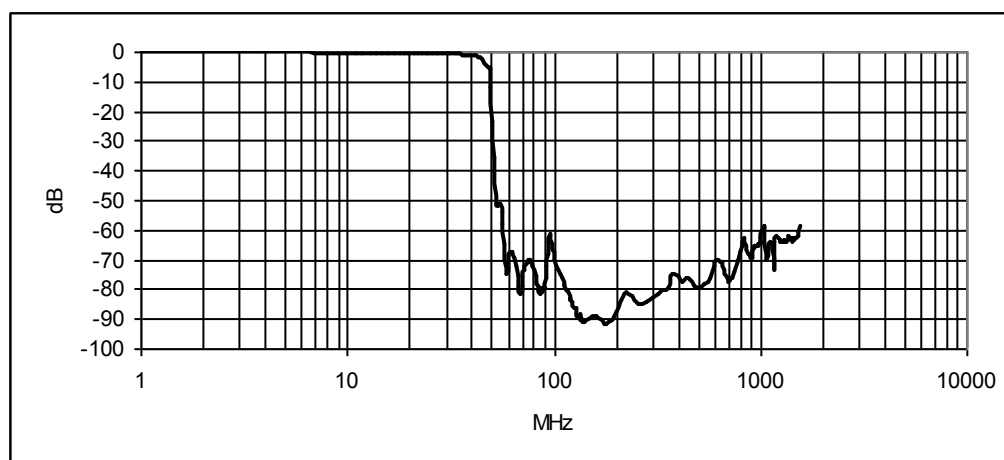
M/A-COM Technology Solutions Inc. (MACOM) and its affiliates reserve the right to make changes to the product(s) or information contained herein without notice.

Visit www.macom.com for additional data sheets and product information.

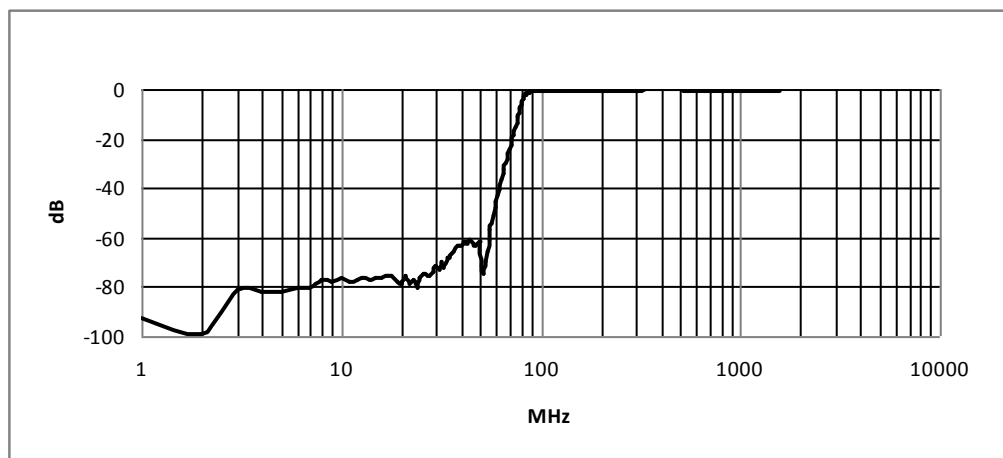
Common Port Return Loss:



Reverse Path Filter (LPF)



Forward Path Filter (HPF)



M/A-COM Technology Solutions Inc. All rights reserved.

Information in this document is provided in connection with M/A-COM Technology Solutions Inc ("MACOM") products. These materials are provided by MACOM as a service to its customers and may be used for informational purposes only. Except as provided in MACOM's Terms and Conditions of Sale for such products or in any separate agreement related to this document, MACOM assumes no liability whatsoever. MACOM assumes no responsibility for errors or omissions in these materials. MACOM may make changes to specifications and product descriptions at any time, without notice. MACOM makes no commitment to update the information and shall have no responsibility whatsoever for conflicts or incompatibilities arising from future changes to its specifications and product descriptions. No license, express or implied, by estoppel or otherwise, to any intellectual property rights is granted by this document.

THESE MATERIALS ARE PROVIDED "AS IS" WITHOUT WARRANTY OF ANY KIND, EITHER EXPRESS OR IMPLIED, RELATING TO SALE AND/OR USE OF MACOM PRODUCTS INCLUDING LIABILITY OR WARRANTIES RELATING TO FITNESS FOR A PARTICULAR PURPOSE, CONSEQUENTIAL OR INCIDENTAL DAMAGES, MERCHANTABILITY, OR INFRINGEMENT OF ANY PATENT, COPYRIGHT OR OTHER INTELLECTUAL PROPERTY RIGHT. MACOM FURTHER DOES NOT WARRANT THE ACCURACY OR COMPLETENESS OF THE INFORMATION, TEXT, GRAPHICS OR OTHER ITEMS CONTAINED WITHIN THESE MATERIALS. MACOM SHALL NOT BE LIABLE FOR ANY SPECIAL, INDIRECT, INCIDENTAL, OR CONSEQUENTIAL DAMAGES, INCLUDING WITHOUT LIMITATION, LOST REVENUES OR LOST PROFITS, WHICH MAY RESULT FROM THE USE OF THESE MATERIALS.

MACOM products are not intended for use in medical, lifesaving or life sustaining applications. MACOM customers using or selling MACOM products for use in such applications do so at their own risk and agree to fully indemnify MACOM for any damages resulting from such improper use or sale.