

E-Series 3-Way 0° Power Divider 5-1000 MHz

Rev. V3

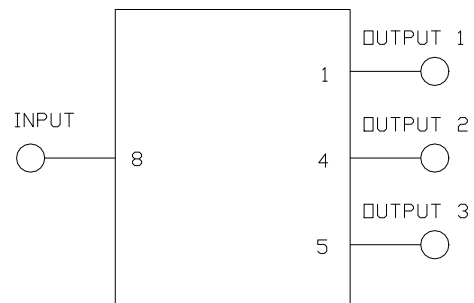
Features

- Surface Mount
- 3 Way 0 Degree
- 260°C Reflow Compatible
- RoHS* Compliant
- Available on Tape and Reel


Description

M/A-COM's MAPD-008812-0003HW is a 3 way 0 degree Power Divider in a low cost, surface mount package. Ideally suited for high volume wireless applications. No external components are required with this product.

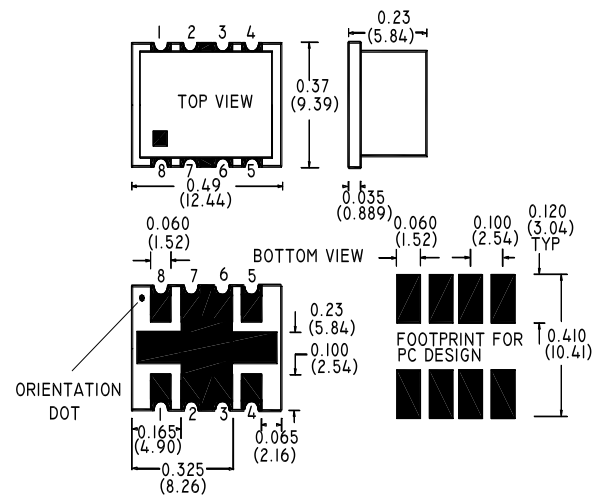
Schematic



Product Image



Case Style: SM-4



Pin Configuration

Pin No.	Function
1	Output 1
2, 3, 6, 7	Ground
4	Output 2
5	Output 3
8	Input

Dimensions in inches [mm] Tolerance: .xx ± .02, .xxx ± .010

E-Series 3-Way 0° Power Divider 5-1000 MHz

Rev. V3

Electrical Specifications: $T_A = 25^\circ\text{C}$, $Z_0 = 50\Omega$

Parameter	Frequency	Units	Min	Typ	Max
Insertion Loss Ref value -4.77dB	5 - 700 MHz	dB	-	0.8	1.5
	700 - 1000 MHz	dB	-	3.0	8.0
Input Return Loss	5 - 600 MHz	dB	20	23	-
	600 - 800 MHz	dB	10	17	-
	800 - 1000 MHz	dB	5	8	-
Output Return Loss	5 - 700 MHz	dB	20	25	-
	700 - 1000 MHz	dB	13	18	-
Isolation Between Outputs	5 - 800 MHz	dB	20	25	-
	800 - 1000 MHz	dB	13	16	-
Amplitude Unbalance	5 - 1000 MHz	dB	-	0.15	0.6
Phase Unbalance	5 - 1000 MHz	°	-	2.0	10.0

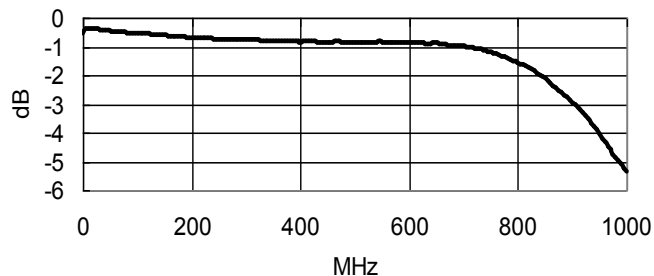
Absolute Maximum Ratings ^{1,2}

Parameter	Absolute Maximum
DC Power	250 mW
DC Current	30 mA
Operating Temperature	-40°C to +85°C
Storage Temperature	-55°C to +125°C

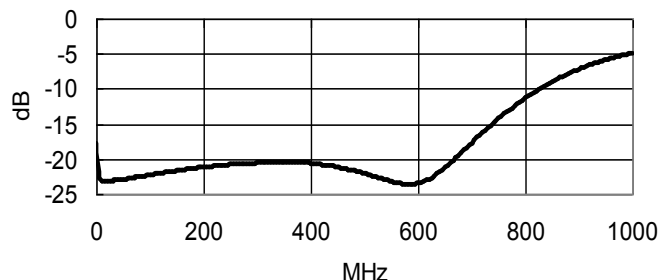
1. Exceeding any one or combination of these limits may cause permanent damage to this device.
2. M/A-COM does not recommend sustained operation near these survivability limits.

Typical Performance Curves

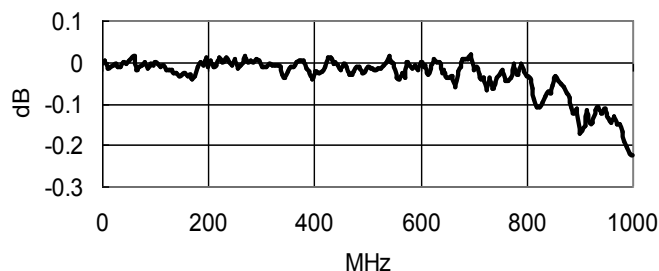
Insertion Loss



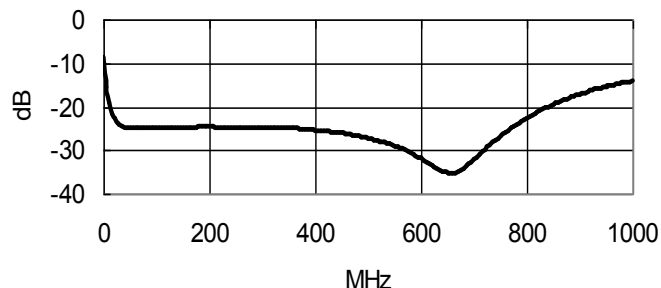
Input Return Loss



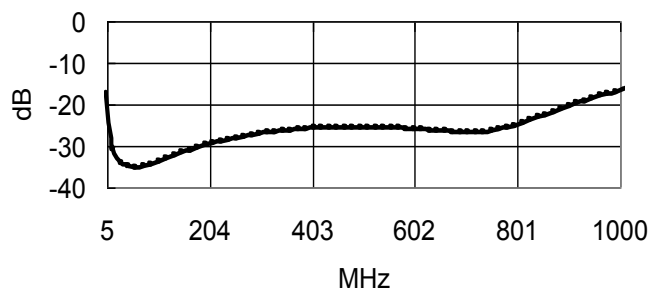
Amplitude Unbalance



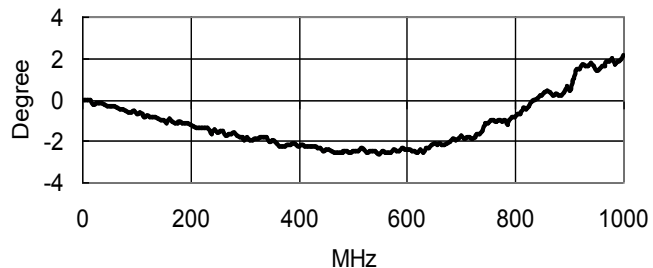
Output Return Loss



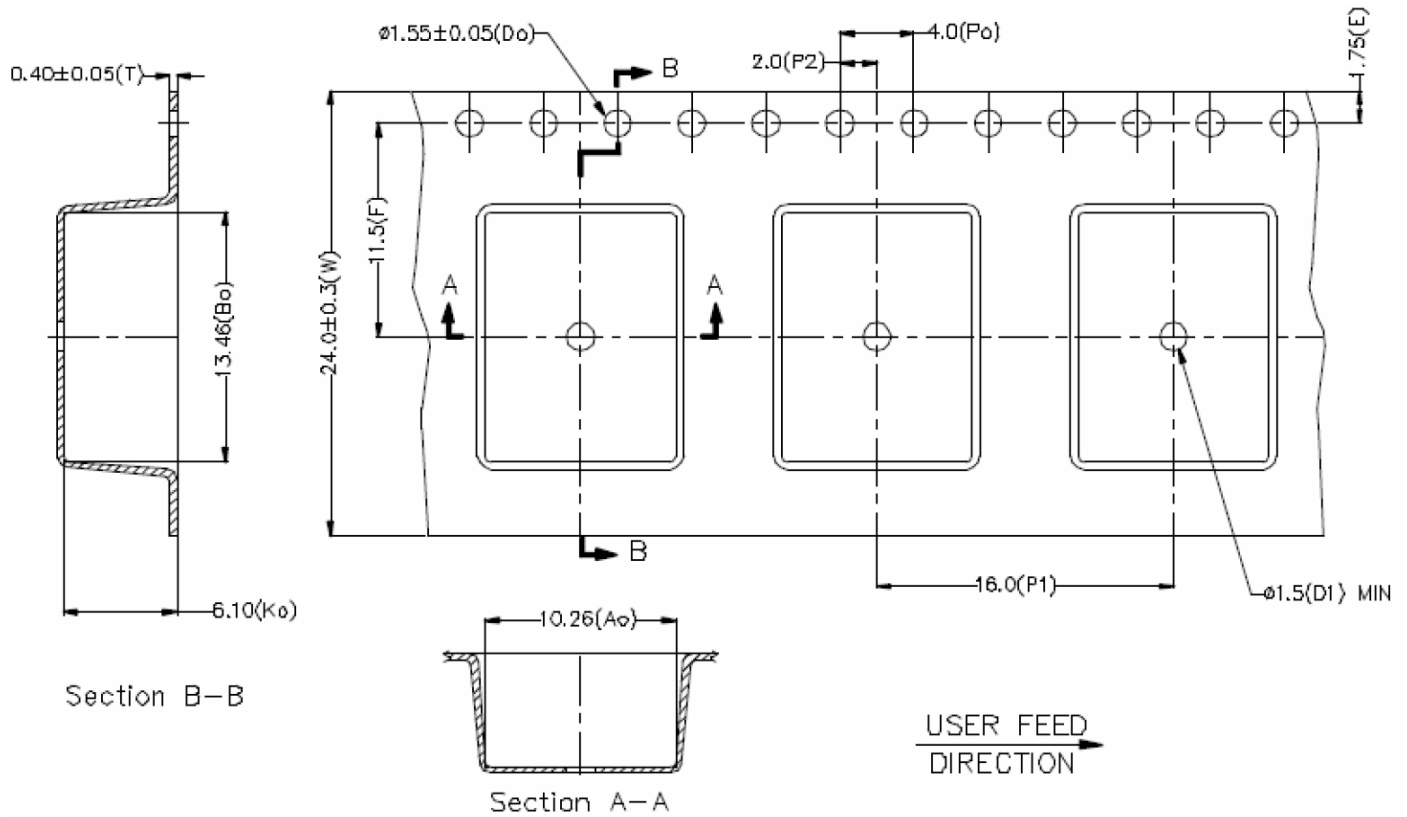
Isolation



Phase Unbalance



Tape & Reel Information



Item	Dimension
Ao	10.26mm +/-0.1mm
Bo	13.46mm +/-0.1mm
Ko	6.10mm +/-0.1mm
W	24.00mm +/-0.3mm
P1	16.00mm +/-0.1mm

Ordering Information

Part Number	Package
MAPD-008812-0003HW	Tape and Reel (500 piece Reel)

M/A-COM Technology Solutions Inc. All rights reserved.

Information in this document is provided in connection with M/A-COM Technology Solutions Inc ("MACOM") products. These materials are provided by MACOM as a service to its customers and may be used for informational purposes only. Except as provided in MACOM's Terms and Conditions of Sale for such products or in any separate agreement related to this document, MACOM assumes no liability whatsoever. MACOM assumes no responsibility for errors or omissions in these materials. MACOM may make changes to specifications and product descriptions at any time, without notice. MACOM makes no commitment to update the information and shall have no responsibility whatsoever for conflicts or incompatibilities arising from future changes to its specifications and product descriptions. No license, express or implied, by estoppel or otherwise, to any intellectual property rights is granted by this document.

THESE MATERIALS ARE PROVIDED "AS IS" WITHOUT WARRANTY OF ANY KIND, EITHER EXPRESS OR IMPLIED, RELATING TO SALE AND/OR USE OF MACOM PRODUCTS INCLUDING LIABILITY OR WARRANTIES RELATING TO FITNESS FOR A PARTICULAR PURPOSE, CONSEQUENTIAL OR INCIDENTAL DAMAGES, MERCHANTABILITY, OR INFRINGEMENT OF ANY PATENT, COPYRIGHT OR OTHER INTELLECTUAL PROPERTY RIGHT. MACOM FURTHER DOES NOT WARRANT THE ACCURACY OR COMPLETENESS OF THE INFORMATION, TEXT, GRAPHICS OR OTHER ITEMS CONTAINED WITHIN THESE MATERIALS. MACOM SHALL NOT BE LIABLE FOR ANY SPECIAL, INDIRECT, INCIDENTAL, OR CONSEQUENTIAL DAMAGES, INCLUDING WITHOUT LIMITATION, LOST REVENUES OR LOST PROFITS, WHICH MAY RESULT FROM THE USE OF THESE MATERIALS.

MACOM products are not intended for use in medical, lifesaving or life sustaining applications. MACOM customers using or selling MACOM products for use in such applications do so at their own risk and agree to fully indemnify MACOM for any damages resulting from such improper use or sale.