


# PLANAR TRANSFORMERS HIGH FREQUENCY 30 WATT



## PP18D SERIES



- Power Rating Up to 30 Watts
- High Efficiency
- Footprint 19.6 mm X 18.0 mm
- Lower Profile of 7.4 mm
- High Isolation (operational) 1500 Vdc
- High Frequency 300 KHz – 3.0 MHz
- Operating Temperature -40°C to +125°C
- Custom Design Available

## ELECTRICAL PARAMETERS @ 25°C

Part Number PP18D-	Primary Inductance ( $\mu$ H MIN)	Leakage Inductance ( $\mu$ H MAX)	DC Resistance (m $\Omega$ MAX)		Turns Ratio		Isolation (V <sub>dc</sub> )	Figure
			Primary	Secondary	Primary	Secondary		
0601	48	0.50	50.0	1.50	6T	1T // 1T	1500	A
0602	48	0.50	50.0	3.00	6T	1T+1T	1500	A
0603	48	0.40	50.0	20.0	6T	3T	1500	B
0606	48	0.40	50.0	40.0	6T	6T	1500	C
0608	48	0.30	50.0	60.0	6T	8T	1500	C
0610	48	0.30	50.0	80.0	6T	10T	1500	C
1201	190	1.50	156	1.50	12T	1T // 1T	1500	A
1202	190	1.50	156	3.00	12T	1T+1T	1500	A
1203	190	1.30	156	20.0	12T	3T	1500	B
1206	190	1.30	156	40.0	12T	6T	1500	C
1208	190	1.15	156	60.0	12T	8T	1500	C
1210	190	1.15	156	80.0	12T	10T	1500	C

## APPLICATION OF CONFIGURATION

Part Number PP18D-	V <sub>in</sub>	V <sub>out</sub> / I <sub>out</sub>
0601	18 – 36 Vdc	1.2V@25.0A -- 1.8V@16.7A
0602	18 – 36 Vdc	2.5V@12.0A -- 3.3V@9.00A
0603	18 – 36 Vdc	5.0V@6A
0606	18 – 36 Vdc	8.0V@3.75A -- 10V@3.00A
0608	18 – 36 Vdc	12V@2.50A -- 15V@2.00A
0610	18 – 36 Vdc	16V@1.88A -- 18V@1.67A

## APPLICATION OF CONFIGURATION

Part Number PP18D-	V <sub>in</sub>	V <sub>out</sub> / I <sub>out</sub>
1201	36 – 75 Vdc	1.2V@25.0A -- 1.8V@16.7A
1202	36 – 75 Vdc	2.5V@12.0A -- 3.3V@9.00A
1203	36 – 75 Vdc	5.0V@6A
1206	36 – 75 Vdc	8.0V@3.75A -- 10V@3.00A
1208	36 – 75 Vdc	12V@2.50A -- 15V@2.00A
1210	36 – 75 Vdc	16V@1.88A -- 18V@1.67A

### NOTES:

1. The inductance is measured in primary windings Pin (1-2) at 100 KHz 100 mVrms
2. The leakage inductance is measured in primary winding Pin (1 -2) with all other windings shorted

Product performance is limited to specified parameters. Data is subject to change without prior notice.

Tel: 310-325-1043  
Fax: 310-325-1044

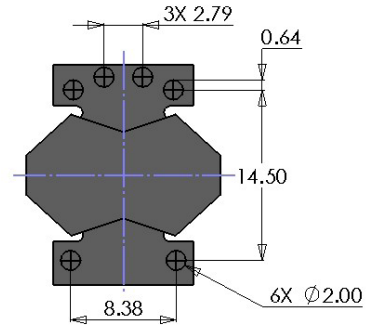
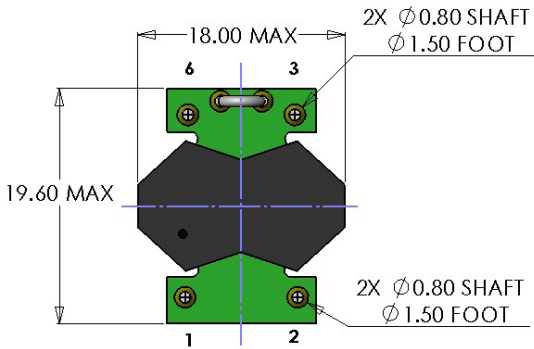
www.mpsind.com  
sales@mpsind.com

# PLANAR TRANSFORMERS HIGH FREQUENCY 30 WATT

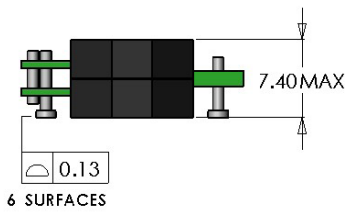


PP18D SERIES

## DIMENSIONS (mm)



SUGGESTED PAD LAYOUT



## SCHEMATICS

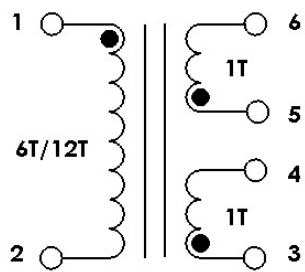


Figure A

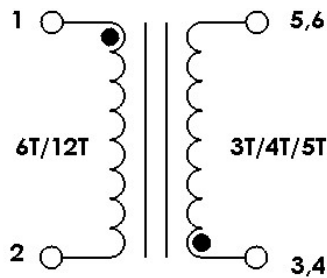


Figure B

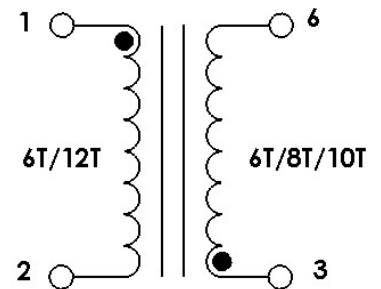


Figure C

Product performance is limited to specified parameters. Data is subject to change without prior notice.

**Dimensions**  
Unless otherwise specified, all tolerances are:  
inch: .XX : ±0.015 .XXX : ±0.004  
mm: X.X : ±0.38 X,XX : ±0.10

Tel: 310-325-1043  
Fax: 310-325-1044

www.mpsind.com  
sales@mpsind.com