


PLANAR TRANSFORMERS HIGH FREQUENCY 100 WATT



PP20A SERIES



- Power Rating Up to 100 Watts
- High Efficiency
- Footprint 20.12 mm X 18.50 mm
- Lower Profile of 7.4 mm
- High Isolation (operational) 1500 Vdc
- High Frequency 200 KHz – 700 KHz
- Operating Temperature -40°C to +125°C
- Custom Design Available

ELECTRICAL PARAMETERS @ 25°C

Part Number PP20A-	Primary Inductance (μH MIN)	Leakage Inductance (μH MAX)	DC Resistance (m Ω MAX)			Turns Ratio		Isolation (V _{DC})	Figure
			Primary		Secondary	Primary	Secondary		
			A	Aux					
0601	58	0.30	15	55	0.6//0.6	6T	1T // 1T	1500	A
0602	58	0.30	15	55	0.6+0.6	6T	1T+1T	1500	A
0603	58	0.30	15	55	2.00	6T	3T	1500	B
0606	58	0.30	30	110	8.00	6T	6T	1500	C
0608	58	0.25	30	110	12.0	6T	8T	1500	C
0610	58	0.25	30	110	18.0	6T	10T	1500	C
1201	230	0.90	55	180	0.6//0.6	12T	1T // 1T	1500	A
1202	230	0.90	55	180	0.6+0.6	12T	1T+1T	1500	A
1203	230	0.90	55	180	2.00	12T	3T	1500	B
1206	230	0.70	110	360	8.00	12T	6T	1500	C
1208	230	0.70	110	360	12.0	12T	8T	1500	C
1210	230	0.70	110	360	18.0	12T	10T	1500	C

APPLICATION OF CONFIGURATION

Part Number PP20A-	V _{in}	V _{out} / I _{out}
0601	18 – 36 Vdc	1.2V@55.0A -- 1.8V@50.0A
0602	18 – 36 Vdc	2.5V@34.0A -- 3.3V@30.0A
0603	18 – 36 Vdc	5.0V@20A
0606	18 – 36 Vdc	8.0V@12.5A -- 10V@10.0A
0608	18 – 36 Vdc	12V@8.33A -- 15V@6.67A
0610	18 – 36 Vdc	16V@6.25A -- 18V@5.56A

APPLICATION OF CONFIGURATION

Part Number PP20A-	V _{in}	V _{out} / I _{out}
1201	36 – 75 Vdc	1.2V@55.0A -- 1.8V@50.0A
1202	36 – 75 Vdc	2.5V@34.0A -- 3.3V@30.0A
1203	36 – 75 Vdc	5.0V@20A
1206	36 – 75 Vdc	8.0V@12.5A -- 10V@10.0A
1208	36 – 75 Vdc	12V@8.33A -- 15V@6.67A
1210	36 – 75 Vdc	16V@6.25A -- 18V@5.56A

NOTES:

1. The inductance is measured in primary windings Pin (2-5)
2. The leakage inductance is measured in primary winding Pin (2 -5) with all other windings shorted

Product performance is limited to specified parameters. Data is subject to change without prior notice.

Tel: 310-325-1043
Fax: 310-325-1044

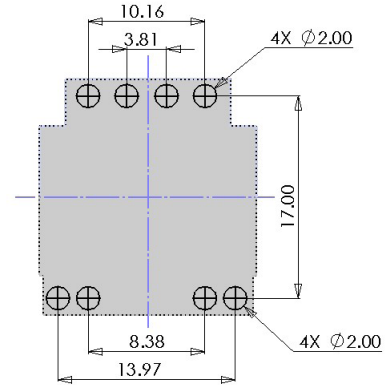
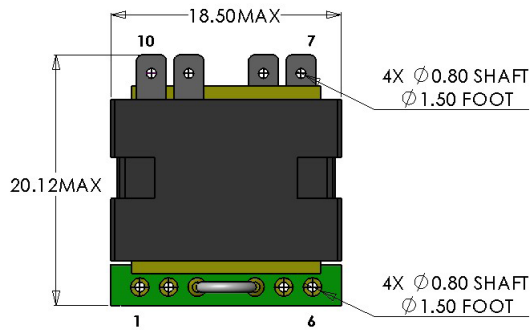
www.mpsind.com
sales@mpsind.com

PLANAR TRANSFORMERS HIGH FREQUENCY 100 WATT

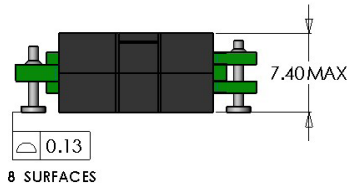


PP20A SERIES

DIMENSIONS (mm)



SUGGESTED PAD LAYOUT



SCHEMATICS

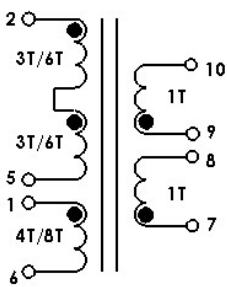


Figure A

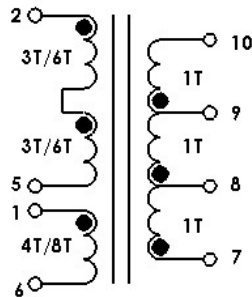


Figure B

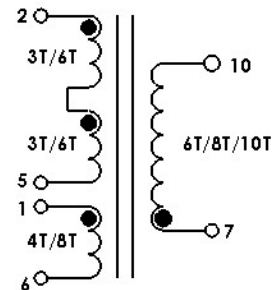


Figure C

Product performance is limited to specified parameters. Data is subject to change without prior notice.

Dimensions
Unless otherwise specified, all tolerances are:
inch: .XX : ±0.015 .XXX : ±0.004
mm: X.X : ±0.38 X,XX : ±0.10

Tel: 310-325-1043
Fax: 310-325-1044

www.mpsind.com
sales@mpsind.com