

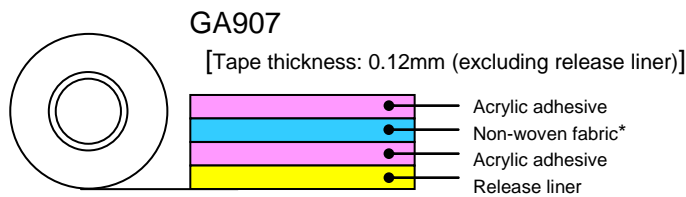
Double-coated adhesive tape with easy removal and strong adhesive properties

GA907

Outline

GA907 is a double-coated adhesive tape consisting of a strong, flexible non-woven fabric impregnated with acrylic adhesive that is applicable to a wide variety of substrates. GA907 offers high tensile strength so it doesn't tear when peeled and leaves minimal adhesive residue on the substrate to which it was applied even if it remains applied for a long time. The tape can be re-peeled and is ideally suited for applications that require recycling.

Structure



* "Non-woven fabric" is classified under a law called Customs Act of Fixed Rate Chapter 48 "Paper and paperboard; articles of paper pulp, of paper or of paperboard".

Features

- Tape is strong so it doesn't tear when peeled, thereby making it easier to work with.
- Leaves minimal adhesive residue; can be re-peeled.
- Offers wide range of usage and service temperatures as well as superior repulsion properties.
- 6 restricted substances by RoHS are not contained.

Applications

- Bonding of metal plates, plastic plates and foam
- Bonding of cushioning and sealing materials in:
Printers, Copiers, Televisions, Other office equipment and home appliances.
- Applications requiring re-peeling

Sizes

Tape thickness (mm)	Width (mm)	Length (M)
0.12	2 - 1,000	50

For details contact the department in charge of the product in question.

GA907 10-P-0254_E (1/5)

Notes: This data represents examples of measured values, and not guaranteed values. They do not guarantee compatibility with the applications described in these documents. Please confirm compatibility with your application prior to use. We retain all rights, including copyrights, for the contents of these documents. Copying, reprinting and use for purposes other than originally intended are strictly prohibited without our prior expressed permission. Contact details are provided at the end of this document. Please do not hesitate to contact us for any inquiry.

Properties

- 180 degree peeling adhesive strength for each substrate

Substrate	GA907
Stainless steel plate	16.5
Aluminum plate	16.0
Polypropylene plate	14.0
PCABS plate	16.0
ABS plate	14.5
Polyvinyl chloride plate	19.0
HIPS plate	15.5
Acrylic plate	15.5
Glass plate	14.5
Foam (ester)	10.0

(Unit: N/20mm)

Sample width: 20 mm

Backing material: PET#25

Application condition:

1 pass back and forth with a 2kg roller

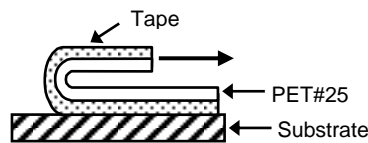
Bonding temperature: 23degreeC/50%RH

Curing condition: 23degreeC/50%RH x 30 min

Peeling speed: 300 mm/min

Peeling angle: 180degree

Measurement temperature: 23degreeC/50%RH



- 180 degree peeling adhesive strength for each temperature

Substrate	Temperature	GA907
Stainless steel plate	0 degreeC	22.0
	23 degreeC	16.5
	40 degreeC	15.0
	60 degreeC	14.0
	80 degreeC	11.0

(Unit: N/20mm)

Substrate: Stainless steel plate

Sample width: 20 mm

Backing material: PET#25

Application condition:

1 pass back and forth with a 2 kg roller

Bonding temperature: 23degreeC/50%RH

Curing condition:

Measurement temperature x 30 min

Peeling speed: 300 mm/min

Peeling angle: 180 degree

Measurement temperature:

0, 10, 23, 40, 60, 80 degree C

- Holding power

Temperature	GA907
40 degreeC	0.5
80 degreeC	0.7

(Unit: mm/hr)

Substrate: Phenolic plate

Bonding temperature: 23degreeC/50%RH

Curing condition:

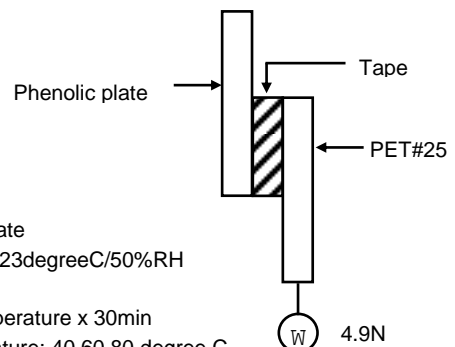
Measurement temperature x 30min

Measurement temperature: 40,60,80 degree C

Application area: 20mm x 10mm

Load: 4.9N(500g)

Loading time: One hr

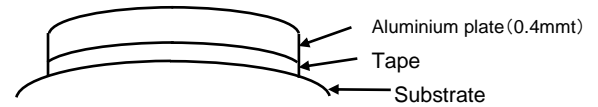


GA907 10-P-0254_E (2/5)

Notes: This data represents examples of measured values, and not guaranteed values. They do not guarantee compatibility with the applications described in these documents. Please confirm compatibility with your application prior to use. We retain all rights, including copyrights, for the contents of these documents. Copying, reprinting and use for purposes other than originally intended are strictly prohibited without our prior expressed permission. Contact details are provided at the end of this document. Please do not hesitate to contact us for any inquiry.

● Repulsion test

Substrate	GA907
ABS plate	<1
Polypropylene plate	<1
HIPS plate	<1



(Unit : mm/72Hr)

Tape area : 20mm x 180mm

Substrate size : 30mm x 200mm

Condition : Winding substrate with tape within 190mm length

Method : Measuring distance between tape and substrate on edge position after 70degreeC x 72Hrs

● Re-peeling properties

Substrate	GA907	
	Peeling properties	Adhesive residue
Stainless steel plate	○	○
Aluminum plate	○	○
PCABS plate	○	○
ABS plate	○	○
HIPS plate	○	○

Peeling properties

○: Peels without tearing

×: Tears when peeled

Adhesive residue

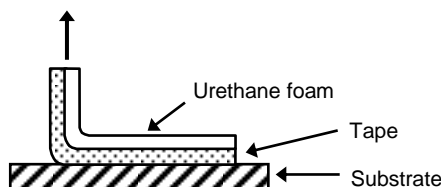
○: No adhesive residue

△: Some adhesive residue

×: Large amount of adhesive residue

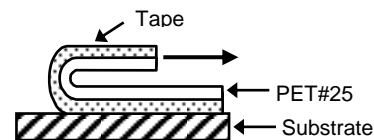
[Peeling properties test method]

Lining material: 5mm thick urethane foam
 Tape thickness: 3 mm
 Curing condition: 60degreeC/90%RH x 15 days
 Peeling speed: 300 mm/min
 Peeling angle: 90 degree



[Adhesive residue test method]

Tape area: 20 mm
 Backing material: PET #25
 Curing condition: 60degreeC/90%RH x 15 days
 Peeling speed: 300 mm/min
 Peeling angle: 180 degree



GA907 10-P-0254_E (3/5)

Notes: This data represents examples of measured values, and not guaranteed values. They do not guarantee compatibility with the applications described in these documents. Please confirm compatibility with your application prior to use. We retain all rights, including copyrights, for the contents of these documents. Copying, reprinting and use for purposes other than originally intended are strictly prohibited without our prior expressed permission. Contact details are provided at the end of this document. Please do not hesitate to contact us for any inquiry.

- 180 degree peeling strength

-Curing under each environment after application (Durability)

Conditions		GA907
Initial (23degreeC/50%RH x 30 min)		16.5
- 20 degree C x 30 days		21.0
80 degree C	1 day	24.0
	7 days	25.0
	14 days	27.0
	30 days	28.0
40 degree C /92%RH	14 days	20.5
	30 days	22.0
60 degree C /90%RH	14 days	22.0
	30 days	23.0
Heat cycle [100 cycles]*1		20.0

(Unit: N/20mm)

Substrate: Stainless steel plate

Sample width: 20mm

Backing material: PET#25

Application condition:

1 pass back and forth with a 2 kg roller

Bonding temperature: 23degreeC/50%RH

Curing condition: See the left table

Peeling speed: 300 mm/min

Peeling angle: 180 degree

Measurement temperature: 23degreeC/50%RH

*1: Heat cycle condition

[-20degreeC x 1hr⇄60degreeC x 1hr x 100 cycles

- 180 degree peeling strength - Aging after application

Aging after application	GA907
1 min later	15.5
30 min (Initial) later	16.5
24 hrs later	18.5
48hrs later	19.5
72 hrs later	19.8
168 hrs later	20.0

(Unit: N/20mm)

Substrate: Stainless steel plate

Sample width: 20mm

Backing material: PET#25

Application condition:

1 pass back and forth with a 2 kg roller

Bonding temperature: 23degreeC/50%RH

Curing condition: 23degreeC/50%RH x

1min, 30min, 24hrs,48hrs, 72hrs, 168hrs

Peeling speed: 300 mm/min

Peeling angle: 180 degree

Measurement temperature: 23degreeC/50%RH

- 180° peeling strength for each application pressure

Application	GA907
0.1 kg roller	15.5
0.5 kg roller	16.0
2 kg roller	16.5
5 kg roller	18.0

(Unit: N/20mm)

Substrate: Stainless steel plate

Backing material: PET#25

Application condition:

1 pass back and forth with a 0.1 kg, 0.5 kg,

2 kg, 5 kg roller,

Bonding temperature: 23degreeC/50%RH

Curing condition: 23degreeC/50%RH x 30 min

Peeling speed: 300 mm/min

Peeling angle: 180degree

Measurement temperature: 23degreeC/50%RH

GA907 10-P-0254_E (4/5)

Notes: This data represents examples of measured values, and not guaranteed values. They do not guarantee compatibility with the applications described in these documents. Please confirm compatibility with your application prior to use. We retain all rights, including copyrights, for the contents of these documents. Copying, reprinting and use for purposes other than originally intended are strictly prohibited without our prior expressed permission. Contact details are provided at the end of this document. Please do not hesitate to contact us for any inquiry.


Precautions when using

- Remove all oil, moisture and dirt from the surface of the substrate before applying.
- Since the tape is pressure-sensitive adhesive, be sure to apply enough pressure with a roller or press when applying. Otherwise it might be affected to its properties and appearance.
- The tape may not adhere well to extremely uneven or distorted surfaces. Enough Leveling off the surface should be required before applying.
- It takes certain time to get full adhesive strength after applying, keep away the tape from any stress for a several hours after applying.

Precautions when storing

- Please be sure to keep the tape in its box when not using.
- Please keep in a cool and dark place away from direct sunlight.

Safety precautions

 WARNING
<ul style="list-style-type: none">● Make sure the product is suitable for the application (objective and conditions) before attempting to use. The tape may come off depending on the substrate to which it is applied or conditions under which it is applied.● Use in combination with another method of joining if there is possibility of an accident.

Published in March 16, 2015

GA907 10-P-0254_E (5/5)

Notes: This data represents examples of measured values, and not guaranteed values. They do not guarantee compatibility with the applications described in these documents. Please confirm compatibility with your application prior to use. We retain all rights, including copyrights, for the contents of these documents. Copying, reprinting and use for purposes other than originally intended are strictly prohibited without our prior expressed permission. Contact details are provided at the end of this document. Please do not hesitate to contact us for any inquiry.